



BMJ Open Does family planning counselling during health service contact improve postpartum modern contraceptive uptake in Ethiopia? A nationwide cross-sectional study

Kalayu Brhane Mruts ^{1,2}, Gizachew Assefa Tessema,^{1,3} Jennifer Dunne,¹ Amanuel Tesfay Gebremedhin ^{1,4}, Jane Scott,¹ Gavin F Pereira^{1,5}

To cite: Mruts KB, Tessema GA, Dunne J, *et al*. Does family planning counselling during health service contact improve postpartum modern contraceptive uptake in Ethiopia? A nationwide cross-sectional study. *BMJ Open* 2022;**12**:e060308. doi:10.1136/bmjopen-2021-060308

► Prepublication history and additional supplemental material for this paper are available online. To view these files, please visit the journal online (<http://dx.doi.org/10.1136/bmjopen-2021-060308>).

Received 18 December 2021
Accepted 05 April 2022



© Author(s) (or their employer(s)) 2022. Re-use permitted under CC BY. Published by BMJ.

For numbered affiliations see end of article.

Correspondence to

Dr Kalayu Brhane Mruts;
kalayu.brhanemruts@postgrad.curtin.edu.au

ABSTRACT

Objective This study examined the association between family planning counselling receipt during the 12 months preceding the survey and postpartum modern contraceptive uptake in Ethiopia. We hypothesised that receiving family planning counselling either within the community setting by a field health worker or at a health facility by a healthcare attendant during the 12 months preceding the survey improves postpartum modern contraceptive uptake.

Design We used a cross-sectional study of the Ethiopian Demographic and Health Survey conducted in 2016.

Setting Ethiopia.

Participants A total of 1650 women who gave birth during the 12 months and had contact with service delivery points during the 12 months preceding the survey.

Primary outcome A weighted modified Poisson regression model was used to estimate an adjusted relative risk (RR) of postpartum modern contraceptives.

Results Approximately half (48%) of the women have missed the opportunity to receive family planning counselling at the health service contact points during the 12 months preceding the survey. The postpartum modern contraceptive uptake was 27%. Two hundred forty-two (30%) and 204 (24%) of the counselled and not counselled women used postpartum modern contraceptive methods, respectively. Compared with women who did not receive counselling for family planning, women who received counselling had higher contraceptive uptake (RR 1.32, 95% CI 1.04 to 1.67).

Conclusion Significant numbers of women have missed the opportunity of receiving family planning counselling during contact with health service delivery points. Modern contraceptive uptake among postpartum women was low in Ethiopia. Despite this, our findings revealed that family planning counselling was associated with improved postpartum modern contraceptive uptake.

INTRODUCTION

Delay in the initiation of modern contraceptives in the postpartum period is highly likely to result in unintended and closely spaced

STRENGTHS AND LIMITATIONS OF THIS STUDY

- ⇒ This is the first study that examined the association between family planning counselling and postpartum modern contraceptive uptake using large national survey data that enables our finding representative.
- ⇒ Adjustments were made for potential confounders.
- ⇒ The family planning counselling and contraceptive uptake were measured using self-reported data with no available previous counselling information that might result in recall bias.
- ⇒ This is a cross-sectional study that could not assure the causal relationship between family planning counselling and postpartum modern contraceptive uptake.

pregnancies.¹ Countries in sub-Saharan Africa have the lowest postpartum modern contraceptive uptake,² accounting for the highest burden of unintended and closely spaced pregnancies.^{3–5} Unintended and closely spaced pregnancies are public health issues strongly associated with increased adverse health consequences for the mother and birth outcomes, such as preterm birth, stillbirth, low birth weight, and neonatal and infant mortality.^{6–8}

Although modern contraceptive uptake has improved in Ethiopia over the last two decades,⁹ the postpartum modern contraceptive uptake is still low,^{10 11} resulting in high rates of unintended pregnancy and fertility rates.^{9 10 12} For example, a study in Ethiopia using the Ethiopian Demographic and Health Survey (EDHS) 2016 indicated that only 23% of women in the extended postpartum period—the first 12 months following the recent childbirth—used modern contraceptives.¹⁰ Additionally, 27% of Ethiopian women conceive their pregnancy as unintended.¹²

Moreover, it is reported that a short interbirth interval had been associated with stillbirth, preterm birth, neonatal mortality and low birth weight in Ethiopia.^{13–15} Provision of family planning counselling during pregnancy, childbirth and postpartum periods is one of the key strategies to improve postpartum modern contraceptive uptake and space subsequent pregnancies.¹⁶ Furthermore, increasing pregnancy spacing could prevent up to 32% of maternal and 21% of child mortalities.¹ In order to improve postpartum contraceptive uptake in low/middle-income countries, the WHO recommends that women receive family planning counselling integrated within maternal and child health services, such as antenatal care (ANC), childbirth, postnatal care (PNC), and well-baby care, immunisation and growth monitoring.¹⁷ To increase access to contraception, the Ethiopian Ministry of Health also recommends that women receive family planning counselling at all the health service contact points, such as health facilities and community settings.¹⁸ The health facilities in the country (public, private or non-governmental) are expected to provide family planning services integrated with all the health services.¹⁸ Additionally, in the community settings, more than 39 000 health extension workers work across 16 000 villages, mainly in the rural community, to provide health education and counselling on maternal and child health and nutrition, including family planning counselling. Providing appropriate family planning counselling about the potential risks and side effects of modern contraceptive methods is essential for women to avoid misperceptions, increase knowledge and make informed decisions.^{19 20}

Despite the strong WHO and Ethiopian Ministry of Health recommendations, Ethiopia lacks research at the national level assessing the association between family planning counselling and postpartum modern contraceptive uptake. Previous studies, conducted with small samples at the district level, have reported mixed evidence.^{21–24} This study aims to assess the association between family planning counselling, provided either at the health facility by a health worker or at the community setting by a family planning field worker, and postpartum modern contraceptive uptake in Ethiopia using the most recent national representative EDHS 2016. This study will increase our understanding of the contribution of the family planning counselling provided in Ethiopia on postpartum modern contraceptive uptake. The outcomes of this study will provide decision-makers and programme managers with an evidence base to assess and strengthen the counselling services of family planning. Additionally, it will motivate health workers to provide appropriate family planning information during the counselling sessions.

METHODS

Study design and setting

We used cross-sectional data from the nationally representative recent EDHS 2016. Ethiopia is the second

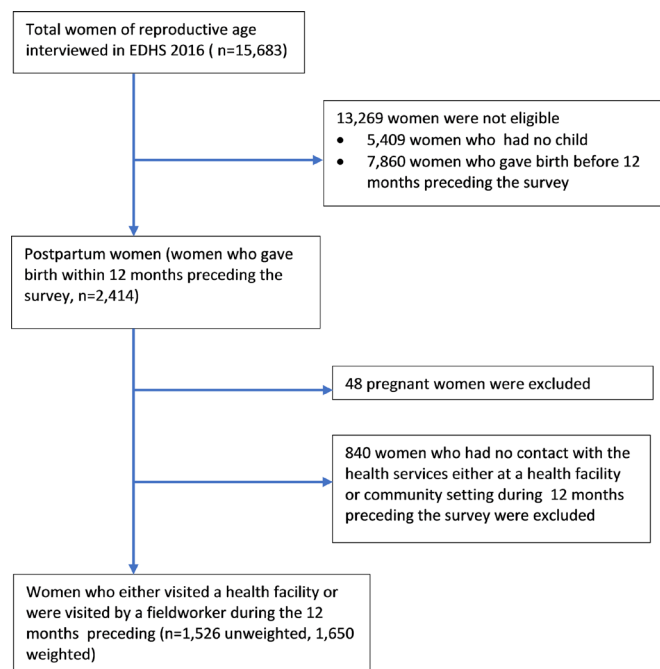


Figure 1 Participants' selection. The sample weights account for the probability of selection and interview in the EDHS 2016. EDHS, Ethiopian Demographic and Health Survey.

most populous Africa country, with 11 regional states and 2 administrative cities. The EDHS 2016 used a stratified two-stage cluster sampling technique at which each regional state was stratified into urban and rural areas, giving 21 strata. In the first stage, 645 Enumeration Areas (EAs)/clusters, 202 urban areas and 443 rural areas were selected proportional to EA size. In the second stage, 28 households per cluster were randomly selected from the newly created household listing. A detailed description of EDHS 2016 is provided in the full report of the survey.⁹

Study population

The study population consists of postpartum women who either visited a health facility or were visited by a field worker at the community setting during the 12 months preceding the survey. Women were excluded if they were pregnant again within 12 months after the most recent birth (n=48) and if they had no contact with the health services delivery points during the previous 12 months (ie, neither visited a health facility nor were visited by a field worker at the community setting) (n=840). Thus, the included study population was 1526 women, which corresponded to a weighted sample size of 1650 women (figure 1).

Variables

Outcome variable

The outcome of this study is postpartum modern contraceptive uptake, dichotomised to 'yes' or 'no'. Modern contraceptive uptake was defined when participants were using sterilisation (female or male), condoms (female or male), injectables, oral pills, intrauterine contraceptive

device, implants, lactational amenorrhoea (LAM) and standard calendar method at the time of the survey. Lack of uptake of a modern contraceptive method was defined as lack of use of any contraceptive method or traditional methods, such as abstaining and withdrawals.⁹

Exposure variable

The main exposure variable for this study was family planning counselling, which is defined as receiving family planning information either by a health service provider at a health facility or a field health worker within a community setting during the 12 months preceding the survey. We categorised the participants into two groups based on their exposure status. The first group consisted of participants who either visited a health facility or were visited by a field health worker in a community setting during the 12 months preceding the survey and received family planning information from a health worker during either of the two contact points and were labelled as 'counselled' for family planning. The second group consisted of participants who either visited a health facility or were visited by a field health worker in a community setting during the 12 months preceding the survey but did not receive family planning information from a health worker at either contact point and were labelled as 'not counselled' for family planning.

Covariates

After reviewing previous literature,¹⁰ we included socio-demographic characteristics, reproductive histories and health service utilisation covariates for adjustment. The complete list of covariates used for adjustment and their definitions are included in the online supplemental table S1.

Statistical analysis

We used a generalised linear regression model fitted with Poisson distribution and a log link function to examine the association between receipt of family planning counselling and postpartum modern contraceptive uptake after adjusting for sociodemographic characteristics, reproductive history and health services utilisation. We applied two adjusted models. The first model (model 1) adjusted for all covariates (online supplemental table S1). However, as the adjustment resulted in further loss of precision on the effect estimate, wide CIs, we explored covariates that create a further loss of precision one by one and found to be a place of delivery, PNC visits and postpartum period/interview time. Later, we employed the second model (model 2), adjusting for all covariates, excluding a place of delivery, PNC and postpartum period/interview time. We also run a sensitivity analysis to examine the association of family planning counselling and postpartum modern contraceptive uptake by stratifying the place of delivery, PNC visits and the postpartum period. The samples used in the main analysis and each stratified analysis were included in online supplemental table S2. The X^2 test was used to check the distribution of

covariates among counselled and non-counselled women. Multicollinearity among the covariate variables was checked using variance inflation factor. Unadjusted and adjusted relative risks (RRs) with 95% CIs were reported. All analyses accounted for the survey's non-response rate and complex sampling procedure and were undertaken with Stata V.16.²⁵

Patient and public involvement

Patients or the public were not involved in this study.

RESULTS

This study included 1650 women who had contact with the health service during the 12 months preceding the EDHS (figure 1). The characteristics of the study participants were included in online supplemental table S3. Less than half (48%) of the women reported that they received family planning counselling. Of the women who received counselling, 655 (82%) and 435 (55%) were rural residents and had no education. Of the counselled women, 648 (82%) had attended at least one ANC visit during their last pregnancy. However, 401 (52%) and 561 (72%) were women who gave birth at home and did not attend PNC visits, respectively. Except for maternal age, parity, distance to a health facility, health insurance coverage and receipt of media-delivered family planning messages, all women's characteristics had similar distributions among those counselled and non-counselled. Of the counselled women, 361 (45%) were 30 years and above, whereas of the non-counselled women, 269 (21%) were 30 years and above. In reverse to this, of the counselled and non-counselled women, 231 (29%) and 318 (37%) were less than 25 years, respectively. Of those who received counselling from a health worker, 289 (36%) received family planning messages from the media, while of those who did not receive counselling from a health worker, only 208 (24%) received family planning messages from the media. Of the study women <6 months post partum, 661 (84%) were postpartum amenorrhoeic, but only 473 (60%) met the LAM criteria. Indeed, more than three-quarters of women <6 months post partum in our study were not using modern contraceptive methods (table 1).

There were 445 (27%) participants who used modern contraceptive methods at the survey time. The most used modern contraceptive method was injectable (18.4%), followed by implants (4.7%). Two hundred forty-two (30%) and 204 (24%) of the counselled and non-counselled women used postpartum modern contraceptive methods, respectively (table 2).

Before adjustment, family planning counselling was associated with 27% higher postpartum modern contraceptive uptake (RR 1.27, 95% CI 1.00 to 1.62). Moreover, the adjusted model (model 1) indicated that the risk of postpartum modern contraceptive uptake was 25% higher among women who have been counselled for family planning than those who did not receive

Table 1 Characteristics of the study participants by the status of family planning counselling in Ethiopia 2016 (n=1650)

Variable	Category	Family planning counselling	
		Not counselled (%) N=856 (51.9)	Counselled (%) N=794 (48.1)
Household wealth index	Lowest	162 (18.9)	155 (19.6)
	Middle	379 (44.3)	306 (38.5)
	Highest	315 (36.8)	333 (41.9)
Residence	Urban	116 (13.5)	139 (17.5)
	Rural	740 (86.5)	655 (82.5)
Region	Tigray	67 (7.8)	93 (11.8)
	Amhara	189 (22.1)	174 (22.0)
	Oromia	344 (34.4)	299 (37.6)
	SNNPR	165 (19.3)	175 (22.0)
	Addis Ababa	30 (3.5)	25 (3.2)
	Others	61 (7.2)	27 (3.5)
Women's age	<25 years	318 (37.2)	231 (29.1)
	25–29 years	269 (31.4)	202 (25.4)
	≥30 years	269 (21.4)	361 (45.5)
Women's educational level	No education	447 (52.2)	435 (54.8)
	Primary	314 (36.7)	271 (34.2)
	Secondary and above	95 (11.1)	87 (11.0)
Women's current job	Not working	542 (63.3)	454 (57.2)
	Working	314 (36.7)	340 (42.8)
Religion	Christian	477 (55.7)	505 (63.6)
	Muslim	362 (42.3)	273 (34.4)
	Others	17 (2.0)	16 (2.0)
Women's decision-making autonomy	No autonomy	308 (39.0)	262 (34.1)
	Having autonomy	481 (61.0)	506 (65.9)
Parity	Primiparity	240 (28.5)	165 (20.8)
	Multiparity	431 (50.4)	419 (52.8)
	Grand multiparity	181 (21.1)	210 (26.4)
Wantedness of the last pregnancy	Unintended	232 (27.1)	217 (27.3)
	Intended	624 (72.9)	577 (72.7)
Sex of the last child	Male	419 (49.0)	402 (50.7)
	Female	437 (51.0)	391 (49.3)
Survival status of the last child	Died	20 (2.3)	21 (2.7)
	Alive	836 (97.7)	772 (97.3)
ANC visits for the last pregnancy	No	200 (23.4)	146 (18.4)
	Yes	654 (76.6)	648 (81.6)
Place of delivery for the last birth	Home	472 (56.2)	401 (51.6)
	Health facility	368 (43.8)	376 (48.4)
PNC visits following the last birth	No	642 (75.9)	561 (71.9)
	Yes	180 (24.1)	199 (28.1)
Interview time/postpartum period	0–6 months	468 (54.7)	466 (58.7)
	7–12 months	388 (45.3)	328 (41.3)
Fertility intention	No more	288 (33.8)	340 (43.0)
	Have another	565 (66.2)	451 (57.0)

Continued

Table 1 Continued

Variable	Category	Family planning counselling	
		Not counselled (%) N=856 (51.9)	Counselled (%) N=794 (48.1)
Receiving family planning messages from media	No	648 (75.6)	505 (63.6)
	Yes	208 (24.4)	289 (36.4)
Have health insurance	No	834 (97.4)	737 (92.9)
	Yes	22 (2.6)	56 (7.1)
Distance to a health facility	A big problem	501 (58.6)	409 (51.6)
	Not a big problem	355 (41.4)	385 (48.4)

ANC, antenatal care; PNC, postnatal care; SNNPR, South, Nation, Nationalities and Peoples' Region.

counselling, although point estimates were imprecise (RR 1.32; 95% CI 1.04 to 1.67). It was observed that place of delivery, PNC visits and the postpartum period were the covariates that resulted in further loss of precision. The result of the adjusted model (model 2), excluding place of delivery, PNC visits and postpartum period/interview time, also showed an association between family planning counselling and postpartum modern contraceptive uptake (RR 1.25; 95% CI 0.99 to 1.60) (table 3).

We performed a sensitivity analysis to further look at the effect of family planning counselling on postpartum contraceptive uptake by stratifying the place of delivery by home versus facility birth status, PNC visits as yes versus no, and the postpartum period into 0–6 vs 7–12 months. Although the effect estimates were imprecise (wide CIs), point estimates indicated that family planning counselling improved contraceptive uptake regardless of the place of delivery and PNC visits. However, the group for which counselling was observed to be associated with improved contraceptive uptake gave birth 7–12 months prior to undertaking the survey.

DISCUSSION

This study evaluated the association between counselling for family planning and postpartum modern contraceptive uptake in Ethiopia using the EDHS 2016.

Our finding revealed that family planning counselling during the 12 months preceding the survey was associated with postpartum modern contraceptive uptake. This was supported by previous studies.^{16 21 22} This was inconsistent with some previous studies from Ethiopia, which indicated

a lack of association between family planning counselling and postpartum modern contraceptive uptake.^{23 26 27} One reason for the inconsistency might be due to the differences in the quality of the family planning counselling. Although the previous studies conducted in Ethiopia on family planning counselling and postpartum contraceptive uptake did not describe the quality of the counselling, the quality can create a difference in adopting the contraceptive methods.^{28 29} For example, a study conducted in Uttar Pradesh, India showed that receiving higher quality family planning counselling improves the use of modern contraceptive methods.²⁸ Sociocultural differences might also explain the effect of family planning counselling on postpartum modern contraceptive uptake inconsistencies, as Ethiopia is multicultural with varied religious beliefs

Table 3 Association between family planning counselling and postpartum modern contraceptive uptake stratified by place of delivery, PNC visits and interview time post partum in Ethiopia 2016

	Unadjusted	Adjusted*
All women	1.27 (1.00 to 1.62)	1.25 (0.99 to 1.60)
Place of delivery		
Home delivery	1.35 (0.86 to 2.13)	1.33 (0.83 to 2.12)
Facility delivery	1.18 (0.90 to 1.54)	1.27 (0.96 to 1.67)
PNC visits		
Had PNC visits	1.05 (0.73 to 1.51)	1.25 (0.85 to 1.83)
Had no PNC visits	1.39 (1.02 to 1.90)	1.27 (0.92 to 1.74)
Interview time post partum		
0–6 months post partum	1.00 (0.66 to 1.52)	0.90 (0.27 to 2.96)
7–12 months post partum	1.54 (1.17 to 2.03)	1.60 (1.23 to 2.07)

*Adjusted for household wealth status, residence, maternal age, maternal education, maternal employment, women's decision-making autonomy, religion, region, parity, survival status of the last child, sex of last child, wantedness of last pregnancy, fertility intention, ANC, distance to health facility, health insurance coverage and receiving of family planning messages from media. ANC, antenatal care; PNC, postnatal care.

Table 2 The proportion of postpartum modern contraceptive use among counselled and not counselled women in Ethiopia 2016

Family planning counselling status	Postpartum modern contraceptive uptake	
	Yes (%)	No (%)
Counselled	242 (30)	553 (70)
Not counselled	204 (24)	652 (76)



that may contribute to differences in perceptions and beliefs regarding contraceptive methods.^{29 30} Therefore, even if women obtained counselling on family planning, this may not necessarily be translated to contraceptive use. Notable examples include sociocultural influences, such as gender inequality of power in decision-making or religious prohibitions to use contraceptive methods.^{29 31}

Our study also indicated that only half (48%) of the women received family planning counselling. This is slightly higher than the previous studies in Ethiopia, which indicated that only 28%–35% of women were provided family planning counselling.^{32 33} This discrepancy might be due to the difference in family planning counselling definition. Unlike the previous studies that used only facility-based counselling, our definition includes counselling provided in facility and/or community settings. Nonetheless, the result indicates that despite the fact that family planning services are integrated with maternal and child health services at the policy level,^{18 30} there remains a gap in the universal adoption of the recommendation by healthcare providers to counsel family planning, resulting in a higher proportion of women who missed the opportunity to be counselled. Although further research is needed on the barriers to the missed opportunity of providing family planning counselling while visiting service delivery points, previous qualitative research indicated that lack of awareness by the service providers of the national guidelines and the lack of the guidelines in the health facilities were the main barriers to not adhering to it.³⁴ The structural barriers, such as shortage of infrastructure and equipment and the unbalanced client-to-provider ratios within the Ethiopian healthcare system,³⁵ might contribute to the high missed opportunity to provide family planning counselling.

Adjusted point estimates differed after additional adjustment for the place of delivery, PNC and the postpartum period/interview time, implying that the pathway through which family planning counselling affects contraceptive uptake may act through these variables. We conducted additional sensitivity analyses to investigate further these pathways, which indicated that family planning counselling improved postpartum contraceptive uptake regardless of the place of delivery and PNC visits. However, we also observed that counselling was associated with improved postpartum contraceptive uptake only for women interviewed at least seven months after giving birth. Delivery at a health facility or receipt of PNC that includes family planning counselling may not translate an increased likelihood of modern contraceptive uptake if women believe that they would be free of the risk of pregnancy while amenorrhoeic following delivery. Ethiopian women may consider resumption menses as critical timing for starting contraception in the postpartum period.²⁷ Ethiopian women may also believe that they are not at risk of pregnancy in the first 6 months after giving birth if they are breast feeding their baby, whether or not breast feeding is exclusive.³⁶ The findings of stronger associations between family planning counselling and

postpartum modern contraceptive uptake among women 7–12 months post partum could also be because there might be a greater proportion of women who have re-engaged in sexual activity during this period than in the first 6 months.

Overall, our findings highlighted the importance of integration of family planning counselling with other health services, particularly with maternal and child health services. This helps dispel misperceptions and enable women to make informed decisions that would significantly reduce missed opportunities, thereby improving family planning counselling coverage and the uptake of postpartum modern contraception. Hence, the Ethiopian government and partner organisations with the remit of family planning, maternal and child health should work to translate the plans documented in the National Family Planning Guideline and the National Reproductive Health Strategy.

This is the first study that assessed the association between family planning counselling and postpartum modern contraceptive uptake at the national level and provides insight for government and partner organisations on the gaps in the provision of family planning counselling. However, this study has several limitations that need to be considered when interpreting our findings. The type and frequency of family planning information and the health worker who provided the counselling were not collected within the EDHS. Consequently, we were unable to examine the quality of counselling provided. Meanwhile, as the women were asked to provide family planning information for the 12 months prior to undertaking the survey, information before this time might have contributed to the association between family planning counselling and postpartum modern contraceptive uptake. Furthermore, although the data were based on self-reported information that occurred in the preceding 12 months, we cannot completely rule out the influence of recall bias. Lastly, due to the nature of the cross-sectional study design, it is not easy to determine the causal relationship between family planning counselling and postpartum modern contraceptive uptake.

CONCLUSION

Significant numbers of postpartum women did not receive family planning counselling despite contact with health service contact points during the preceding 12 months. We found that postpartum modern contraceptive uptake was low. Nonetheless, our findings reveal that family planning counselling is associated with improving postpartum modern contraceptive uptake in Ethiopia. Hence, besides preparing guidelines and working documents, the government should work to fully implement the integration of family planning counselling at all levels of service delivery points. Additionally, all service providers should deliver family planning counselling by complying with the national guideline, and postpartum counselling should stress the early initiation of modern

contraceptives after giving birth. On top of these, continuous monitoring and evaluation of family planning counselling integration would help to reduce the missed opportunities and improve contraceptive uptake.

Author affiliations

- ¹School of Population Health, Curtin University, Perth, Western Australia, Australia
²School of Public Health, Debre Berhan University, Debre Berhan, Amhara, Ethiopia
³School of Public Health, The University of Adelaide, Adelaide, South Australia, Australia
⁴Wesfarmers Centre for Vaccine and Infectious Disease, Telethon Kids Institute, University of Western Australia, Perth, Western Australia, Australia
⁵School of Population, Centre for Fertility and Health (CeFH), Norwegian Institute of Public Health, Oslo, Norway

Acknowledgements We are grateful to the DHS programme for providing access to the Ethiopian Demographic and Health Survey data.

Contributors KBM—conceptualisation, formal analysis, data curation, writing (original draft), writing (review and editing), visualisation. GAT, JD, ATG, JS, GFP—writing (review and editing), visualisation. KBM is the author acting as guarantor.

Funding The authors did not receive financial or material support for this study from any public or private organisation. However, GFP and GAT are investigators of Australian National Health and Medical Research Council (project grants #1099655 and #1173991 for GFP, and #1195716 for GAT). GFP also received institutional funding from the WA Health and Artificial Intelligence Consortium and is supported by the Research Council of Norway through its Centres of Excellence funding scheme (#262700 for GFP).

Competing interests None declared.

Patient and public involvement Patients and/or the public were not involved in the design, or conduct, or reporting, or dissemination plans of this research.

Patient consent for publication Not required.

Ethics approval The EDHS data were collected after ethical consent was sought from the Science and Technology Ministry, Ethiopia. Moreover, we obtained permission to use the EDHS dataset from the DHS programme, which required no further ethical approval.

Provenance and peer review Not commissioned; externally peer reviewed.

Data availability statement Data are available in a public, open access repository. Data are available in public open access in the DHS programme repository (<https://dhsprogram.com/>). Registration is required to access the dataset.

Supplemental material This content has been supplied by the author(s). It has not been vetted by BMJ Publishing Group Limited (BMJ) and may not have been peer-reviewed. Any opinions or recommendations discussed are solely those of the author(s) and are not endorsed by BMJ. BMJ disclaims all liability and responsibility arising from any reliance placed on the content. Where the content includes any translated material, BMJ does not warrant the accuracy and reliability of the translations (including but not limited to local regulations, clinical guidelines, terminology, drug names and drug dosages), and is not responsible for any error and/or omissions arising from translation and adaptation or otherwise.

Open access This is an open access article distributed in accordance with the Creative Commons Attribution 4.0 Unported (CC BY 4.0) license, which permits others to copy, redistribute, remix, transform and build upon this work for any purpose, provided the original work is properly cited, a link to the licence is given, and indication of whether changes were made. See: <https://creativecommons.org/licenses/by/4.0/>.

ORCID iDs

Kalayu Brhane Mruts <http://orcid.org/0000-0001-5655-5636>
 Amanuel Tesfay Gebremedhin <http://orcid.org/0000-0003-2459-1805>

REFERENCES

- Cleland J, Conde-Agudelo A, Peterson H, *et al*. Contraception and health. *Lancet* 2012;380:149–56.
- Dev R, Kohler P, Feder M, *et al*. A systematic review and meta-analysis of postpartum contraceptive use among women in low- and middle-income countries. *Reprod Health* 2019;16:154.
- Moore Z, Pfitzer A, Gubin R, *et al*. Missed opportunities for family planning: an analysis of pregnancy risk and contraceptive method use among postpartum women in 21 low- and middle-income countries. *Contraception* 2015;92:31–9.
- Ameyaw EK, Budu E, Sambah F, *et al*. Prevalence and determinants of unintended pregnancy in sub-Saharan Africa: a multi-country analysis of demographic and health surveys. *PLoS One* 2019;14:e020970–e70.
- Bearak J, Popinchalk A, Ganatra B, *et al*. Unintended pregnancy and abortion by income, region, and the legal status of abortion: estimates from a comprehensive model for 1990–2019. *Lancet Glob Health* 2020;8:e1152–61.
- Tesema GA, Tessema ZT, Tamirat KS, *et al*. Effect of interpregnancy interval on adverse pregnancy outcomes in northern Tanzania: a registry-based retrospective cohort study. *BMC Pregnancy Childbirth* 2016;16:140.
- Rutstein SO. Effects of preceding birth intervals on neonatal, infant and under-five years mortality and nutritional status in developing countries: evidence from the demographic and health surveys. *Int J Gynaecol Obstet* 2005;89:S7–24.
- Mahande MJ, Tessema ZT, Tamirat KS, *et al*. Prevalence of stillbirth and its associated factors in East Africa: generalized linear mixed modeling. *BMC Pregnancy Childbirth* 2021;21:414.
- Central Statistical Agency - CSA/Ethiopia, ICF. *Ethiopia demographic and health survey 2016*. Addis Ababa, Ethiopia: CSA and ICF, 2017.
- Dagnew GW, Asresie MB, Fekadu GA, *et al*. Modern contraceptive use and factors associated with use among postpartum women in Ethiopia; further analysis of the 2016 Ethiopia demographic and health survey data. *BMC Public Health* 2020;20:661.
- Mengesha ZB, Worku AG, Feleke SA. Contraceptive adoption in the extended postpartum period is low in Northwest Ethiopia. *BMC Pregnancy Childbirth* 2015;15:160.
- Teshale AB, Tesema GA. Magnitude and associated factors of unintended pregnancy in Ethiopia: a multilevel analysis using 2016 EDHS data. *BMC Pregnancy Childbirth* 2020;20:329.
- Endalamaw A, Engeda EH, Ekubagevargies DT, *et al*. Low birth weight and its associated factors in Ethiopia: a systematic review and meta-analysis. *Ital J Pediatr* 2018;44:141.
- Jena BH, Bikis GA, Gelaye KA, *et al*. Magnitude and trend of perinatal mortality and its relationship with inter-pregnancy interval in Ethiopia: a systematic review and meta-analysis. *BMC Pregnancy Childbirth* 2020;20:432.
- Muchie KF, Lakew AM, Teshome DF, *et al*. Epidemiology of preterm birth in Ethiopia: systematic review and meta-analysis. *BMC Pregnancy Childbirth* 2020;20:574.
- Amour C, Manongi RN, Mahande MJ, *et al*. Missed opportunity for family planning counselling along the continuum of care in Arusha region, Tanzania. *PLoS One* 2021;16:e0250988.
- World Health Organization. *Programming strategies for postpartum family planning*, 2013.
- Federal Democratic Republic of Ethiopia MoH. *National guideline for family planning services in Ethiopia*, 2020.
- Dehlendorf C, Krajewski C, Borrero S. Contraceptive counseling: best practices to ensure quality communication and enable effective contraceptive use. *Clin Obstet Gynecol* 2014;57:659.
- Zapata LB, Murtaza S, Whiteman MK, *et al*. Contraceptive counseling and postpartum contraceptive use. *Am J Obstet Gynecol* 2015;212:171.e1–e8.
- Tafa L, Worku Y. Family planning utilization and associated factors among postpartum women in Addis Ababa, Ethiopia, 2018. *PLoS One* 2021;16:e0245123.
- Tafere TE, Afework MF, Yalew AW. Counseling on family planning during ANC service increases the likelihood of postpartum family planning use in Bahir Dar City administration, Northwest Ethiopia: a prospective follow up study. *Contracept Reprod Med* 2018;3:28.
- Woldu BF, Ermolo TL, Lemu LG, *et al*. Long-acting reversible contraception utilization and associated factors among women in extended postpartum period in Hossana town, southern Ethiopia: cross sectional study. *Contracept Reprod Med* 2020;5:10.
- Zimmerman LA, Yi Y, Yihdego M, *et al*. Effect of integrating maternal health services and family planning services on postpartum family planning behavior in Ethiopia: results from a longitudinal survey. *BMC Public Health* 2019;19:1448.
- StataCorp L. Stata statistical software. Release 16.[software]. College Station, TX: Stata Press. Available: <https://www.stata.com/> [Accessed Sep 2019].
- Gebremariam A, Gebremariam H. Contraceptive use among lactating women in Ganta-Afeshum District, Eastern Tigray, Northern Ethiopia, 2015: a cross sectional study. *BMC Pregnancy Childbirth* 2017;17:421.



- 27 Gejo NG, Anshebo AA, Dinsa LH. Postpartum modern contraceptive use and associated factors in Hossana town. *PLoS One* 2019;14:e0217167.
- 28 Dehingia N, Dixit A, Averbach S, et al. Family planning counseling and its associations with modern contraceptive use, initiation, and continuation in rural Uttar Pradesh, India. *Reprod Health* 2019;16:178.
- 29 Edberg M, Sedlander E, Rimal R, et al. Planned social network change and modern contraceptive use in a rural Ethiopian community. *J Glob Health Rep* 2018;2.
- 30 Ethiopia Federal Ministry of Health. *National reproductive health strategy 2016-2020: Federal Ministry of Health (FMOH) Addis Ababa, Ethiopia*, 2016.
- 31 Tigabu S, Demelew T, Seid A, et al. Socioeconomic and religious differentials in contraceptive uptake in Western Ethiopia: a mixed-methods phenomenological study. *BMC Womens Health* 2018;18:85.
- 32 Teshome A, Birara M, Rominski SD. Quality of family planning counseling among women attending prenatal care at a hospital in Addis Ababa, Ethiopia. *Int J Gynaecol Obstet* 2017;137:174–9.
- 33 Abdulreshid M, Dadi HB. Assessment of family planning counseling provided for postpartum women and associated factors. *Int J Reprod Med* 2020;2020:1–5.
- 34 Tessema GA. *Health provider perspectives on implementation of family planning guidelines in family planning services*. The University of Adelaide, 2018.
- 35 Assefa Y, Gelaw YA, Hill PS, et al. Community health extension program of Ethiopia, 2003-2018: successes and challenges toward universal coverage for primary healthcare services. *Global Health* 2019;15:24.
- 36 Labbok MH, Hight-Laukaran V, Peterson AE, et al. Multicenter study of the lactational amenorrhea method (LAM): I. efficacy, duration, and implications for clinical application. *Contraception* 1997;55:327–36.