

Reseptregisteret  
2011–2015

The Norwegian  
Prescription Database  
2011–2015





# Reseptregisteret 2011–2015

## The Norwegian Prescription Database 2011–2015

Christian Berg  
Hege Salvesen Blix  
Olaug Fenne  
Kari Jansdotter Husabø  
Randi Selmer  
Sissel Torheim  
Kari Furu

Rapport 2016:2  
Nasjonalt folkehelseinstitutt /  
The Norwegian Institute of Public Health

**Tittel/Title:**

Reseptregisteret 2011–2015

The Norwegian Prescription  
Database 2011–2015

**Redaktør/Editor:**

Christian Berg

**Forfattere/Authors:**

Christian Berg  
Hege Salvesen Blix  
Olaug Fenne  
Kari Jansdotter Husabø  
Randi Selmer  
Sissel Torheim  
Kari Furu

**Publisert av / Published by:**

Folkehelseinstituttet  
Postboks 4404 Nydalen  
NO-0403  
Norway

Tel: + 47 21 07 70 00

E-mail: folkehelseinstituttet@fhi.no  
www.fhi.no

**Design/Layout**

Houston911

**Acknowledgement:**

Julie D.W. Johansen (English version)

**Forsideillustrasjon / Front page illustration:**

Dreamstime

**Bestilling/Order:**

Kun tilgjengelig som PDF. Lastes ned fra [www.fhi.no](http://www.fhi.no)  
Only available as PDF from [www.fhi.no](http://www.fhi.no)

ISSN: 1890-9647

ISBN: 978-82-8082-714-2

**Tidligere utgave / Previous edition:**

2008: Reseptregisteret 2004–2007 / The Norwegian Prescription Database  
2004–2007

2009: Legemiddelstatistikk 2009:2: Reseptregisteret 2004–2008 /  
The Norwegian Prescription Database 2004–2008

2010: Legemiddelstatistikk 2010:2: Reseptregisteret 2005–2009.

Tema: Vanedannende legemidler / The Norwegian Prescription Database  
2005–2009. Topic: Addictive drugs

2011: Legemiddelstatistikk 2011:2: Reseptregisteret 2006–2010 / The Norwegian  
Prescription Database 2006–2010

2012: Legemiddelstatistikk 2012:2: Reseptregisteret 2007–2011 / The Norwegian  
Prescription Database 2007–2011

2013: Legemiddelstatistikk 2013:2: Reseptregisteret 2008–2012 / The Norwegian  
Prescription Database 2008–2012

2014: Legemiddelstatistikk 2014:2: Reseptregisteret 2009–2013. / The Norwegian  
Prescription Database 2009–2013

2015: Legemiddelstatistikk 2015:2: Reseptregisteret 2010–2014. Tema: Antibiotika  
/ The Norwegian Prescription Database 2010–2014. Topic: Antibiotics



# Forord

Bruken av legemidler i befolkningen er økende. En viktig målsetting for norsk legemiddelpolitikk er rasjonell legemiddelbruk. En forutsetning for arbeidet med å optimalisere legemiddelbruken i befolkningen er kunnskap om hvilke legemidler som brukes, hvem som bruker legemidlene og hvordan de brukes. For å få bedre kunnskap på dette området, vedtok Stortinget i desember 2002 å etablere et nasjonalt reseptbasert legemiddelregister (Reseptregisteret). Oppgaven med å etablere registeret ble gitt til Folkehelseinstituttet som fra 1. januar 2004 har mottatt månedlige opplysninger fra alle apotek om utlevering av legemidler til pasienter, forskrivere og institusjoner.

Denne rapporten er niende utgave av den årlige statistikken fra Reseptregisteret. Generell informasjon om Reseptregisteret, legemiddelstatistikk, klassifikasjon av legemidler og målemetoder finnes i rapportens del 1. Del 2 inneholder noen nøkkeltall fra Reseptregisteret, i år også om legemiddelbruk hos eldre og bruk av antibiotika, og et omfattende tabellverk med opplysninger om antall individer som har fått utlevert legemidler etter resept fra apotekene i Norge i siste femårsperiode (2011–2015). Opplysningene er fordelt på enkeltlegemidler og legemiddelgrupper. ATC (Anatomisk Terapeutisk Kjemisk) -klassifikasjon er benyttet i tabellene. For 2015 er informasjon om alders- og kjønnsfordeling og kostnader inkludert i tabellene. ATC-/DDD-versjon gjeldende fra januar 2016 er benyttet i rapporten, se også [www.whocc.no](http://www.whocc.no).

Reseptregisteret har også en nettside der man kan finne kompletterende informasjon: [www.norpd.no](http://www.norpd.no) (engelsk versjon) eller [www.reseptregisteret.no](http://www.reseptregisteret.no) (norsk versjon).

Det er også mulig å søke om utlevering av data fra Reseptregisteret til forskning eller til andre formål som er i henhold til formålet for Reseptregisteret. Mer informasjon om dette finnes i rapportens del 2 og på nettsiden til Folkehelseinstituttet ([www.fhi.no](http://www.fhi.no)).

Avdeling for legemiddelepidemiologi  
Folkehelseinstituttet  
April 2016

# Preface

The use of drugs in the population is increasing. An important goal of the health policies regarding pharmaceuticals in Norway is rational drug use. In order to improve drug use, knowledge about which drugs are used, how they are used and who uses them is vital. In December 2002, the Parliament decided to establish a national prescription database in Norway (NorPD). The task of building up the register was given to the Norwegian Institute of Public Health (NIPH). Since 1st January 2004, the institute has received monthly data on drug dispensed to patients, prescribers and institutions from all Norwegian pharmacies.

This report is the ninth edition of the annual statistics from the NorPD. General information about the NorPD, drug statistics, classification of drugs and measurement methods is included in part 1 of the report. Part 2 contains selected key figures from the NorPD, this year also including drug use in the elderly population and use of antibiotics, and the main tables with information about the number of individuals who had drugs prescribed and dispensed from pharmacies in Norway during the latest five years period (2011–2015). The information includes particular drug substances as well as drug groups. ATC (Anatomical Therapeutic Chemical) classification is used in the tables. For 2015, information about age, gender and costs are included in the tables. The ATC/DDD version of January 2016 has been used in the report, see also [www.whocc.no](http://www.whocc.no).

The NorPD also has a website where you can find complementary information: [www.norpd.no](http://www.norpd.no) (English version) or [www.reseptregisteret.no](http://www.reseptregisteret.no) (Norwegian version). It is also possible to apply for data from the NorPD for research or for other purposes which are according to the objectives of the NorPD. More information about this can be found in part 2 of the report, and at the website of the Norwegian Institute of Public Health ([www.fhi.no](http://www.fhi.no)).

Department of Pharmacoepidemiology  
Norwegian Institute of Public Health  
April 2016

# Innhold

Forord .....	6
<b>1. Generelt om Reseptregisteret (NorPD) og legemiddelstatistikk.....</b>	<b>11</b>
1.1 Reseptregisteret.....	11
1.2 Nordiske reseptregistre .....	14
1.3 Grossistbasert legemiddelstatistikk .....	15
1.4 Anatomisk Terapeutisk Kjemisk (ATC)-klassifisering .....	16
1.5 Definert Døgndose (DDD) .....	16
1.6 WHO Collaborating Centre for Drug Statistics Methodology.....	18
<b>2. Reseptregisteret (NorPD) 2011–2015 .....</b>	<b>21</b>
2.1 Utvalgte nøkkeltall fra Reseptregisteret .....	21
2.2 Legemiddelbruk hos eldre – utvalgte nøkkeltall .....	25
2.3 Antibiotikabruk i Norge – utvalgte nøkkeltall .....	28
2.4 Reseptkategorier og refusjon av utgifter til legemidler .....	30
2.5 Beskrivelse av hovedtabellene .....	35
2.6 ATC main groups.....	39
2.7 ATC group A – Alimentary tract and metabolism.....	40
2.8 ATC group B – Blood and bloodforming organs.....	51
2.9 ATC group C – Cardiovascular system.....	54
2.10 ATC group D – Dermatologicals .....	62
2.11 ATC group G – Genito urinary system and sex hormones.....	68
2.12 ATC group H – Systemic hormonal preparations, excl. sex hormones and insulins.....	73
2.13 ATC group J – Antiinfectives for systemic use .....	76
2.14 ATC group L – Antineoplastic and immunomodulating agents.....	82
2.15 ATC group M – Musculo-skeletal system .....	85
2.16 ATC group N – Nervous system.....	89
2.17 ATC group P – Antiparasitic products, insecticides and repellents.....	99
2.18 ATC group R – Respiratory system .....	101
2.19 ATC group S – Sensory organs.....	106
2.20 ATC group V – Various.....	110
<b>Noen forkortelser og definisjoner .....</b>	<b>111</b>
<b>Folkemengde i Norge 2011–2015 (per 1. juli).....</b>	<b>112</b>
<b>Folkemengde etter alder i 2015 (per 1. juli) .....</b>	<b>112</b>
<b>Liste over vitenskapelige publikasjoner basert på data fra Reseptregisteret per april 2016 .....</b>	<b>113</b>



# Contents

Forord .....	6
<b>1. General information about the Norwegian Prescription Database (NorPD) and drug statistics .....</b>	<b>11</b>
1.1 About the NorPD .....	11
1.2 Prescription statistic in the other Nordic countries .....	14
1.3 The Norwegian Drug Wholesales Statistics .....	15
1.4 The Anatomical Therapeutic Chemical (ATC) classification system .....	16
1.5 The Defined Daily Dose (DDD).....	16
1.6 The WHO Collaborating Centre for Drug Statistics Methodology.....	18
<b>2. The Norwegian Prescription Database (NorPD) 2011–2015.....</b>	<b>21</b>
2.1 Selected key figures from the NorPD.....	21
2.2 Drug use in the elderly – selected key figures .....	25
2.3 Antibiotic use in Norway – selected key figures .....	28
2.4 Prescription categories and reimbursement of medicinal expenses .....	30
2.5 Description of the main tables.....	35
2.6 ATC main groups.....	39
2.7 ATC group A – Alimentary tract and metabolism.....	40
2.8 ATC group B – Blood and bloodforming organs.....	51
2.9 ATC group C – Cardiovascular system.....	54
2.10 ATC group D – Dermatologicals .....	62
2.11 ATC group G – Genito urinary system and sex hormones.....	68
2.12 ATC group H – Systemic hormonal preparations, excl. sex hormones and insulins.....	73
2.13 ATC group J – Antiinfectives for systemic use .....	76
2.14 ATC group L – Antineoplastic and immunomodulating agents.....	82
2.15 ATC group M – Musculo-skeletal system .....	85
2.16 ATC group N – Nervous system.....	89
2.17 ATC group P – Antiparasitic products, insecticides and repellents.....	99
2.18 ATC group R – Respiratory system .....	101
2.19 ATC group S – Sensory organs.....	106
2.20 ATC group V – Various.....	110
<b>Some abbreviations and definitions .....</b>	<b>111</b>
<b>Population in Norway 2011–2015 (as of 1st July).....</b>	<b>112</b>
<b>Population by age in 2015 (as of 1st July).....</b>	<b>112</b>
<b>List of publications based on data from the Norwegian Prescription Database (NorPD) as of April 2016 .....</b>	<b>113</b>



# Del 1 Part 1

## 1. Generelt om Reseptregisteret (NorPD) og legemiddelstatistikk

### 1.1 Reseptregisteret

Ny apoteklov som trådte i kraft 1. mars 2001 forpliktet alle apotek i Norge til å videresende reseptdata til en ny nasjonal legemiddeldatabase. Forskrift om innsamling og behandling av helseopplysninger i Reseptbasert legemiddelregister (Reseptregisteret), hjemlet i Helseregisterloven, ble vedtatt av kongen i Statsråd i oktober 2003 (1). Forskriften angir hvilke opplysninger som kan samles inn fra apotek og administrative registre. Opplysningene i Reseptregisteret kan bare anvendes til formål som er nevnt i § 1-3. Formålet med Reseptregisteret (jf. forskriftens § 1-3) er å samle inn og behandle data om legemiddelbruk hos mennesker og dyr for å:

1. kartlegge forbruket i landet og belyse endringer over tid
2. fremme og gi grunnlag for forskning og utredning for å kunne belyse positive og negative effekter av legemiddelbruk
3. gi myndighetene et statistisk grunnlag for kvalitetssikring av legemiddelbruk og overordnet tilsyn, styring og planlegging
4. gi legemiddelrevirenter et grunnlag for internkontroll og kvalitetsforbedring

## 1. General information about the Norwegian Prescription Database (NorPD) and drug statistics

### 1.1 About the NorPD

From March 1st 2001 the new legislation in the Norwegian pharmacy sector came into force. This legislation obliged all pharmacies in Norway to forward prescription data to a new national drug database. The regulation covering the «collection and handling of health information in the Norwegian Prescription Database (Reseptregisteret)», under the provision of the Personal Health Data Filing System Act, was approved in October 2003 (1). The regulation states which information the register can collect from the pharmacies and administrative registers. The objectives of the NorPD, as defined in authoritative regulations, are to collect and process data on drug use in individuals and animals in Norway to:

1. map usage trends and monitor trends over time
2. be a resource for research in order to see positive and negative effects of drug consumption
3. give health authorities a statistical management tool for quality control of drug use and for steering and planning
4. give prescribers a basis for internal control and quality improvement of their prescribing practices

*Datainnsamling og variabler i Reseptregisteret*  
Folkehelseinstituttet har siden 1. januar 2004 mottatt opplysninger om hver enkelt ekspederte resept og rekvisisjon fra alle apotek i Norge (2). I apotekene er det tilrettelagt for automatisk innsending av rapport til Reseptregisteret til fast tidspunkt hver måned, slik at apotekene kan oppfylle sin rapporteringsplikt uten vesentlig ekstra arbeid.

Reseptregisteret inneholder informasjon om alle legemidler som er forskrevet og utlevert til enkeltpasienter utenom sykehus og institusjoner. Legemidler forskrevet på godkjeningsfritak (legemidler uten markedsføringstillatelse) er også inkludert i registeret dersom varen er registrert i Vareregisteret (<https://www.farmalogg.no/no/Om-Vareregisteret/>). Legemidler som selges reseptfritt er ikke registrert i Reseptregisteret. Hvis reseptfrie legemidler er forskrevet på resept vil de imidlertid bli registrert i databasen.

De viktigste dataene i Reseptregisteret er basert på resepter forskrevet til enkeltpersoner, men også reseptekspederinger av legemidler fra veterinærer til dyr og legemidler utlevert til forskrivers egen praksis registreres i Reseptregisteret. Når det gjelder pasienter som er innlagt på sykehus eller sykehjem, samler registeret kun inn aggregerte data på institusjons- eller avdelingsnivå, basert på informasjon som apotekene registrerer når de leverer legemidler til institusjoner.

Reseptregisteret inneholder følgende variabler:

#### *Pasient*

Personidentifikasjon (kryptert), fødselsmåned/-år, døds måned/-år, kjønn og bosted (kommune og fylke)

#### *Forskriver*

Personidentifikasjon (kryptert), fødselsår, kjønn, profesjon og spesialitet

#### *Legemiddel*

Nordisk varenummer, handelsnavn, styrke, legemiddelform, pakningsstørrelse, ATC-kode, verdi og enhet for DDD, utleveringsgruppe og apotekets utsalgspris

#### *Informasjon om den enkelte utlevering*

Antall pakninger utlevert, antall definerte døgndoser (DDD), reseptkategori (se kap. 2.4), hjemmel, kode for refusjon (se under), utleveringsdato, Pris for resepten og dyreart ved resept til dyr

#### *Apotek*

Apoteknavn, konsesjonsnummer, kommune og fylke

Det nordiske varenummeret er en unik identifika-

#### *Data collection and variables in the NorPD*

Since January 1st 2004, the Norwegian Institute of Public Health (NIPH) has received data on prescriptions and requisition from all Norwegian pharmacies (2). Monthly electronically reports are automatically generated in all pharmacies, thus avoiding extra work for the pharmacy.

The NorPD contains information about all drugs prescribed and dispensed to individual patients living outside institutions, i.e. ambulant care. Unlicensed drugs are also included if they are registered in «Vareregisteret» (the Norwegian Article Number Registry) (<https://www.farmalogg.no/en/The-Article-Number-Register/>). Drugs sold over-the-counter (OTC) are not recorded in the NorPD. However if the OTC drugs are prescribed by a physician and dispensed, then they will be recorded in the database.

The key data in the NorPD are based on prescriptions to individual humans, but dispensed prescriptions to animals from veterinarians and drugs delivered to a prescriber's own practice are also collected in the registry. For patients in nursing homes and hospitals, the register collects data on drug use at the level of the institution or the department, i.e. on an aggregate level.

The NorPD contains the following variables:

#### *Patient*

Person-identifier (encrypted), month/year of birth, month/year of death, gender and place of residence (municipality & county)

#### *Prescriber*

Person-identifier (encrypted), year of birth, gender, profession and speciality

#### *Drug*

Nordic article number, brand name, strength, dosage form, package size, ATC code, DDD value and DDD unit prescription category and pharmacy retail price

#### *Information about each dispensed drug*

Number of packages dispensed, number of Defined Daily Doses (DDD), prescription category (see chap. 2.4), prescription regulation, reimbursement code, dispensing date, price per filled prescription and species of animal (if prescription from a veterinary)

#### *Pharmacy*

Name, license number, municipality and county

The Nordic article number is the key link to other registries providing detailed information about the drugs.

If the drug is reimbursed, the basis for the reimbursement is registered in the NorPD. Up to March 2008 the



Figure 1.1: Data flow, the Norwegian Prescription Database (NorPD)

sjon for hver pakning av et legemiddel og muliggjør kobling til andre registre som gir detaljert informasjon om legemidlene.

I databasen blir det registrert eventuelt grunnlag for refusjon av legemidlene. Legemidler som refunderes etter blåreseptforskriftens §§2 og 3a ble frem til mars 2008 registrert med overordnede refusjonskoder som for enkelte legemidler fungerte som grov diagnosekode. Fra mars 2008 ble forskriver pålagt å angi mer spesifikke diagnosekoder på blåreseppter som erstatning for de gamle refusjonspunktene. Det skal benyttes enten International Classification of Diseases versjon 10 (ICD-10) eller International Classification of Primary Care versjon 2 (ICPC-2). I tillegg har Legemiddelverket på enkelte områder definert egne koder. Ordningen ble fullstendig implementert fra mars 2009.

#### Datasikkerhet

Som illustrert i figur 1.1 blir registreringer av utleverte legemidler fra apotek overført automatisk (elektronisk) til Statistisk Sentralbyrå (SSB) før de kommer til FHI og inkluderes i Reseptregisteret. SSB fungerer som en såkalt tiltrodd tredjepart og er en del av datasikkerheten for å ivareta konfidensialitet og informasjonssikkerhet for all personlig informasjon. SSB har kun tilgang til pasientens fødselsnummer og forskrivers helsepersonellnummer og erstatter begge med et pseudonym. SSB kan ikke lese noen annen informasjon fra reseptene fordi denne informasjonen er kryptert før SSB mottar dataene. Når SSB sender data videre til Folkehelseinstituttet er fødselsnummer og forskrivers helsepersonellnummer erstattet av pseudonym, og FHI kan dekryptere helseopplysningene som fremgår av resepten igjen. Prinsippet for pseudonymisering er at ingen, heller ikke den som tildeler og forvalter pseudonymet, skal kunne ha samtidig tilgang til både pseudonym, helseopplysninger og

drugs were reimbursed by the «Blue Prescription Regulation (see chap. 2.4) §§2 and 3a were registered with their codes of reimbursement, which in some cases, acted as a proxy of diagnosis. From March 2008, prescribers had to use either the International Classification of Disease version 10 (ICD-10), or the International Classification of Primary Care Codes version 2 (ICPC-2) or special codes assigned by the Norwegian Medicines Agency as the code of reimbursement on the prescriptions. This was fully implemented from March 2009.

#### Data protection

As illustrated in figure 1.1 the pharmacy's records of dispensed drugs are automatically transferred (electronically) through Statistics Norway before they arrive at NIPH and are included in the NorPD. Statistics Norway act as so-called «trusted third part» and is a part of the data protection to ensure confidentiality of personal information. Statistics Norway only has access to the patient personal identity number and the prescriber's health personnel number and replaces both with a pseudonymised identifier. Statistics Norway cannot read any other prescription data because this information is encrypted before Statistics Norway receives the data. When Statistics Norway sends the data including the pseudonymised identifiers to the NIPH, the NIPH is allowed to decrypt the prescription information again. The principle of pseudonymisation is that no one, not even the trusted third part should have simultaneously access to pseudonym, health data and the person's identity. In the regulation of the NorPD, pseudonymous health data is defined as: «Health information where the identity is encrypted or otherwise concealed, but nonetheless individualized so that it is possible to follow each person without disclosing the identity». This means that the identity of patients and prescribers has

personens identitet. Pseudonyme helseopplysninger er i reseptregisterforskriften definert som: «Helseopplysninger der identitet er kryptert eller skjult på annet vis, men likevel individualisert slik at det lar seg gjøre å følge hver person uten at identiteten røpes». Dette betyr at identiteten til pasienter og forskrivere har blitt kryptert i henhold til norsk lovgivning, men likevel er individuell, slik at det er mulig å følge enkeltpersoner over tid, og gjøre registerkoblingsstudier.

#### *Kvalitetssikring*

For å identifisere mulige feil eller manglende data i Reseptregisteret blir det utført en rekke kontroller i forbindelse med hver månedlige oppdatering av databasen. I tillegg utføres det en mer omfattende årskontroll. Kontrollene omfatter både kontroll av at Reseptregisteret er oppdatert med siste tilgjengelige versjon av såkalte «grunnlagsregistre» for Reseptregisteret (f.eks. Folkeregisteret, Vareregisteret og Helsepersonellregisteret) samt en kontroll av rapportene som mottas fra apotekene. I Reseptregisteret er de nordiske varenumrene knyttet til det nasjonale vareregisteret for legemidler med gyldige ATC-koder og DDD-verdier (3). Reseptregisteret oppdateres med data fra Vareregisteret en gang i måneden. FHI sjekker også at alle apotek har sendt inn rapport, samt at rapportene er av rimelig størrelse. Det totale antallet resepter og totalt antall DDD blir bl.a. sjekket hver måned. Denne rutinen vil identifisere uvanlige variasjoner i størrelsen på dataleveranser fra måned til måned, og fange opp manglende leveranser av spesielle typer data, eller hvis en datalevering fra ett apotek er tom i en måned på grunn av teknisk feil på apoteket eller hos tiltrodd tredjepart (SSB). Hver gang en ny versjon av apotekenes programvare, FarmaPro, tas i bruk, kontrolleres det ved FHI at data mottas på en form som leses inn riktig i Reseptregisteret. Fødselsnummer kontrolleres hos SSB mot Folkeregisteret. Når fødselsnummeret er ugyldig eller mangler, lager SSB et spesielt pseudonym. Disse personene er ikke mulig å følge over tid, og heller ikke mulig å koble til andre datakilder, men det rapporterte antall ordinasjoner og DDD knyttet til disse personene kan likevel inkluderes i totalstatistikken.

## 1.2 Nordiske reseptregistre

På slutten av 1980-tallet, tok apotek i de nordiske landene gradvis i bruk elektroniske systemer ved ekspedering av resepter. Dette gjorde det mulig å samle inn reseptdata fra apotek på en enklere og mer effektiv måte. Selv om helsevesenet ikke er organi-

been encrypted according to Norwegian legislation, but nonetheless individualized, so that it is possible to follow individuals over time and perform record-linkage studies. Data linkage is based on the unique identification number system which is available in all the Nordic countries.

#### *Quality checks*

To identify possible errors or missing data in the NorPD several quality checks are performed in connection with each monthly update of the database. In addition it is annually performed a more comprehensive control. The quality checks includes both to check if the NorPD is updated with the latest version of the administrative registries of the so-called «basis registries» (e.g. The National Registry, Vareregisteret (The Article Number Register) and Helsepersonellregisteret (Authorisation and License for Health Personnel)) and to control the reports received from the pharmacies. In the NorPD, the Nordic article number is linked to the national article number register (Vareregisteret) with validated ATC codes and DDD values (3). The NorPD receives updates from this register once a month. NIPH also checks that all pharmacies have submitted their report and that the data deliveries from each pharmacy are of a reasonable size. For example, the total number of prescriptions and the total number of DDDs are checked every month. This routine will identify unusual variations in the size of data files from the pharmacy from month to month, if important data are missing or if empty data have been received caused by technical error at the pharmacy or at the trusted third part (Statistics Norway). Each time a new version of the pharmacy software FarmaPro is applied, it is checked by NIPH that the received data is correctly «translated» into the NorPD. The Personal Identification Number is checked by Statistics Norway against the Central Population Registry. If the Personal Identification Number is invalid or missing, Statistics Norway creates a special pseudonym, but it is not possible to track these individuals or link them to other data sources. However the reported total number of ordinations and DDDs can be included in the total statistics.

## 1.2 Prescription statistics in the other Nordic countries

During the late 1980s, pharmacies in the Nordic countries gradually computerized their records of dispensed prescriptions which made it possible to collect data efficiently. Although healthcare systems are not organized identically in the Nordic countries, all five countries have a tax-supported public health service with universal

sert likt i de nordiske landene, har alle fem land et helsevesen med universell dekning for helseutgifter. Alle borgere, uavhengig av sosioøkonomisk status, har ubegrenset tilgang til helsetjenester, inkludert delvis eller fullstendig refusjon av kjøpte legemidler. Nasjonale reseptdatabaser, som er basert på data fra ekspederte og utleverte legemidler fra apotek til individer utenfor sykehus/sykehjem, har vært tilgjengelig siden 1994 i Finland og Danmark, siden 2004 i Norge, siden 2005 i Sverige og siden 2006 på Island. Databasene dekker til sammen 26 millioner innbyggere (Danmark: 5,7 millioner, Finland: 5,5 millioner; Island: 0,3 millioner; Norge: 5,2 millioner og Sverige: 9,7 millioner). Det er mulig å koble disse dataene til ulike helseutfall og andre data basert på det unike fødselsnummeret/-koden som alle innbyggere i disse landene har. Databasene er en viktig ressurs for å kunne gjennomføre longitudinelle og registerkoblede studier med helseundersøkelser og andre registre. Databasene representerer også et godt kunnskapsgrunnlag for nasjonale beslutninger innen legemiddelbruk. En artikkel fra 2010 gir en oversikt over datainnsamlingsprosedyrer og innhold i de nordiske landenes reseptregistre (5).

### 1.3 Grossistbasert legemiddelstatistikk

Statistikk basert på totalt salg av legemidler fra grossist til apotek, sykehus/sykehjem har vært tilgjengelig i Norge siden 1970-tallet. Grossistbasert legemiddelstatistikk omfatter alt salg av legemidler fra grossist til apotek, sykehus/sykehjem, dagligvaredetaljister og andre med tillatelse til å omsette legemidler. Legemidler til dyr og mennesker, både reseptfrie og reseptbelagte, er inkludert i statistikken. Statistikken gir en oversikt over utviklingen i legemiddelomsetningen over tid, både totalt og på fylkesnivå. Statistikken inneholder imidlertid ikke opplysninger om den enkelte legemiddelbruker.

#### *Legemiddelforbruket i Norge – årlig publikasjon*

Årlig publiseres data fra den Grossistbaserte legemiddelstatistikken i publikasjonen Legemiddelforbruket i Norge. Hver utgave omfatter 5-årsoversikter over totalsalget av reseptfrie og reseptbelagte legemidler i Norge (5). Boken er tilgjengelig på nettsiden [www.legemiddelforbruk.no](http://www.legemiddelforbruk.no). Nærmere informasjon vedrørende utlevering av data fra den grossistbaserte legemiddelstatistikken finnes på Folkehelseinstituttets nettside [www.fhi.no](http://www.fhi.no).

coverage. All citizens, independent of socioeconomic status, have unrestricted access to health services, including partial or complete reimbursement of purchased medicines. National prescription databases, containing data on drugs dispensed at pharmacies (exposure data) to individuals receiving ambulatory care, have been available since 1994 in Finland and Denmark, since 2004 in Norway, since 2005 in Sweden and since 2006 in Iceland. The databases together cover 26 million inhabitants (Denmark: 5.7 million; Finland: 5.5 million; Iceland: 0.3 million; Norway: 5.2 million; and Sweden: 9.7 million) and have the potential to link these data to different health outcomes and other data based on the unique personal identity code which all residents in these countries have. The databases serve as a resource for conducting longitudinal and record-linkage studies with health surveys and other registries. They also offer a sound evidence base for national decision-making in the field of drug utilization. An article from 2010 provides an overview of the data collection procedures and content of the Nordic countries' prescription databases (5). In addition, the article discusses their unique potential for cross-national record linkage and for analytical pharmacoepidemiological studies.

### 1.3 The Norwegian Drug Wholesales Statistics

Statistics based on total sales of drugs from wholesalers to pharmacies, hospitals/nursing homes has been available in Norway since the 1970s. The Norwegian Drug Wholesales Statistics database includes total sales of drugs from wholesalers to pharmacies, hospitals/nursing homes and non-pharmacy outlets and others with permission to sell medicines. Total sales of prescription and non-prescription human and veterinary medicines are included in the statistics. The statistics give an overview of developments in drug consumption over time, both at county and country level. The statistics, however, contain no information about the individual drug user.

#### *Drug Consumption in Norway – published annually*

Data from the Norwegian Drug Wholesales Statistics Database have been published annually in *Drug Consumption in Norway* (5) since 1977. Each issue includes total sales data for 5 year periods for both prescription and non-prescription drugs in Norway. The book is available from the website [www.drugconsumption.no](http://www.drugconsumption.no). Further information on the Norwegian Drug Wholesales Statistics database, including how to apply for data, can be found at the Norwegian Institute of Public Health's website [www.fhi.no](http://www.fhi.no).

## 1.4 Anatomisk Terapeutisk Kjemisk (ATC)-klassifikasjon

Alle legemidler som er registrert i Norge er gruppert etter ATC-systemet. I ATC-systemet inndeles legemidlene i grupper på 5 nivåer: På 1. nivå fordeles legemidlene på 14 anatomiske hovedgrupper. Det neste nivået (2. nivå) er en terapeutisk eller farmakologisk undergruppe. 3. nivå og 4. nivå er terapeutiske, farmakologiske eller kjemiske undergrupper, mens 5. nivå representerer den kjemiske substansen.

### ATC- koden

En fullstendig klassifikasjon av legemiddelsubstansen spironolakton (vanndrivende middel) med ATC-koden C03DA01 kan illustrere oppbyggingen av ATC-systemet:

C	Hjerte og kretsløp (1. nivå, anatomisk hovedgruppe)
C03	Diuretika (2. nivå, terapeutisk undergruppe)
C03D	Kaliumsparende midler (3. nivå, farmakologisk undergruppe)
C03DA	Aldosteronantagonister (4. nivå, farmakologisk undergruppe)
C03DA01	Spironolakton (5. nivå, kjemisk substans)

Alle spironolakton preparater (Aldactone® og Spirix®) gis i dette systemet koden C03DA01.

Ved hjelp av dette klassifikasjonssystemet kan man lage statistikker over legemiddelforbruk gruppert på fem ulike nivåer, fra tall som viser totalforbruket av alle preparater klassifisert f.eks. under hovedgruppe C – *Hjerte og kretsløp* (1. nivå), tall for de ulike undergruppene (2., 3. og 4. nivå) og ned til tall som viser forbruket av det enkelte virkestoff.

ATC-kode for hvert enkelt preparat er angitt i *apotekenes vareregister*, SPC på Legemiddelverkets hjemmesider og i preparatomtalene publisert i *Felleskatalogen*. Ved å bruke «Anatomisk terapeutisk kjemisk legemiddelregister» (Felleskatalogens gule del) eller Felleskatalogens nettside (<http://felleskatalogen.no/medisin/atc-register>), vil man få en oversikt over hvilke produktnavn hver enkelt ATC-kode omfatter.

## 1.5 Definert Døgndose (DDD)

I enkelte tabeller i del 2 i boken er volum av legemiddelforbruk angitt i antall DDD. Ved å benytte definerte døgndoser (DDD) som måleenhet, får man bedre mulighet for sammenligninger mellom alternative legemidler uavhengig av prisdifferanser. Vurdering av

## 1.4 The Anatomical Therapeutic Chemical (ATC) classification system

In the ATC system the drug substances are classified into groups at 5 different levels. The drugs are divided into fourteen main groups (1st level), with pharmacological/ therapeutic sub-groups (2nd levels). The 3rd and 4th levels are chemical/pharmacological/ therapeutic sub-groups and the 5th level is the chemical substance.

### The ATC code

A complete classification of the drug spironolactone (diuretic) with the ATC code C03DA01 illustrates the structure of the ATC system:

C	Cardiovascular system (1st level, anatomical main group)
C03	Diuretics (2nd level, therapeutic sub-group).
C03D	Potassium-sparing agents (3rd level, pharmacological sub-group)
C03DA	Aldosterone antagonists (4th level, pharmacological sub-group)
C03DA01	Spironolactone (5th level, chemical substance)

All medicinal products containing plain spironolactone (Aldactone® and Spirix®) are thus assigned the code C03DA01.

The ATC classification system makes it possible to compile drug consumption statistics on 5 different levels, i.e., figures showing total consumption of all preparations classified in main group C – *Cardiovascular system* (1st level), figures for the various sub-groups (2nd, 3rd and 4th levels), and down to figures showing consumption of each active ingredient.

The ATC code for all pharmaceuticals on the Norwegian market can be retrieved from *the pharmacy medicinal product register*, SPC at the Norwegian Medicines Agency's website and in the monographs of the national drug catalogue «*Felleskatalogen*». The yellow section of the latter, entitled *The Anatomical Therapeutic Chemical Medicines Register* or Felleskatalogens website (<http://felleskatalogen.no/medisin/atc-register>), lists all medicinal products belonging to each of the ATC 5th level codes.

## 1.5 The Defined Daily Dose (DDD)

In some tables in part 2 in this book the sales volume of drug consumption is given in number of DDDs. Using DDDs as the unit of measurement allows



volum av legemiddelforbruket gjennom lengre tidsperioder, nasjonalt og internasjonalt, blir enklere og bedre ved bruk av definerte døgndoser. Måleenheten DDD er definert som *den antatt gjennomsnittlige døgndose brukt ved preparatets hovedindikasjon hos voksne*.

Døgndosene fastsettes på bakgrunn av en vurdering av bruken internasjonalt, selv om de nasjonale terapitradisjonene kan variere fra et land til et annet (f.eks. bruksområde og doseringsanbefalinger). Den definerte døgndose (DDD) bør derfor betraktes som en teknisk måleverdi.

Legemidler som benyttes ved forskjellige indikasjoner kan by på spesielle problemer som det må tas hensyn til ved vurdering av døgndosestatistikk. Dosen ved hovedindikasjonen benyttes normalt ved fastsettelse av DDD. Med unntak for noen få spesielle barnepreparater benyttes doseringer for voksne. Ofte vil DDD for ulike administrasjonsformer være like med unntak av der biotilgjengeligheten er svært forskjellig. For preparater der man benytter en støtdose og en vedlikeholdsdose, vil døgndosen være basert på vedlikeholdsdosen. Hvis mulig er DDD angitt i mengde aktiv substans. Er det umulig, som f.eks. ved kombinasjonspreparater og enkelte flytende preparater, angis DDD som antall enkeltdoser (antall tabletter, kapsler, milliliter osv.).

DDD representerer ikke nødvendigvis den mest forskrevne eller brukte dose, noe som må tas i betraktning når tallene vurderes. Det vil derfor ofte være vanskelig å beregne antall brukere ved kun å bruke DDD som måleenhet. Dette gjelder særlig der doseringsanbefalingene kan variere mye etter bruksområde. Salgstallene kan angis i DDD/1000 innbyggere/døgn og beregnes på følgende måte:

$$\frac{\text{Samlet forbruk i antall DDD} \times 1000}{365 \times \text{antall innbyggere}}$$

Dette tallet vil gi et estimat av andelen av befolkningen i promille som får en bestemt medikamentell behandling. Et estimert salg av et legemiddel på 10 DDD/1000 innbyggere/døgn indikerer at 10 av 1000 personer (dvs. 1 % av befolkningen) daglig kan bruke dette legemidlet. Dette estimatet blir imidlertid kun riktig dersom det er samsvar mellom DDD og dosen som faktisk brukes.

better comparison between alternative medications, regardless of price differences. The evaluation of drug consumption volumes over time, nationally and internationally, is simplified and improved by the use of DDDs. A DDD is defined as *the assumed average maintenance dose per day for a drug used on its main indication in adults*.

The DDDs are determined on the basis of evaluation of international use of the substance in question, bearing in mind that national therapy traditions (indications, dosages) often differ greatly. Each DDD should therefore be regarded as a technical measuring unit.

Drugs used for more than one indication may cause particular problems which are important to consider when evaluating statistics based on DDDs. With the exception of a very few specially formulated pediatric preparations, adult dosages are used. The DDD for a substance will often be one and the same, irrespective of the route of administration. However, drugs with different bioavailabilities depending on their administration route will have more than one DDD, each of them linked to a specific dosage form. For medications where a booster dose is followed by a smaller maintenance dosage, the maintenance dose will form the basis for determining the DDD. Whenever possible, the DDD is indicated as the quantity of active substance. When this is impossible, as is the case with combination preparations and some liquid preparations, the DDD is indicated as the number of single doses (number of tablets, capsules, millilitres etc.). The DDDs are not necessarily the most frequently prescribed or used doses. This must be considered when evaluating the data. Accordingly it will often be difficult to estimate the number of users by using the DDD as the measuring unit. The sales can be given as the number of DDDs/1000 inhabitants/day, calculated as follows:

$$\frac{\text{Total consumption measured in number of DDDs} \times 1000}{365 \times \text{number of inhabitants}}$$

This figure offers an estimation of what proportion of the population that may receive a certain drug treatment. An estimated drug consumption of 10 DDDs/1000 inhabitants/day corresponds to a daily use of this drug by 1% of the population. This estimate is, however, only valid if there is good correlation between the DDD and the actual consumed dose.

## 1.6 WHO Collaborating Centre for Drug Statistics Methodology

ATC/DDD systemet administreres og videreutvikles av WHO Collaborating Centre for Drug Statistics Methodology. Dette senteret er en del av Avdeling for legemiddelepidemiologi ved Nasjonalt folkehelseinstitutt. Nærmere beskrivelse av systemet finnes i publikasjonen Guidelines for ATC classification and DDD assignment (6). ATC Index with DDDs, som inneholder en liste over alle fastsatte DDD, kan bestilles fra WHO senteret (7). Begge publikasjonene finnes i engelsk og spansk versjon. Senterets webside har følgende adresse: [www.whocc.no](http://www.whocc.no). Publikasjonene kan bestilles fra WHO Collaborating Centre for Drug Statistics Methodology. ATC og DDD endringer som er vedtatt blir publisert årlig og gjort gjeldende ved årsskiftet. ATC/DDD versjon gjeldende fra januar 2016 er benyttet i rapporten.

## 1.6 The WHO Collaborating Centre for Drug Statistics Methodology

The WHO Collaborating Centre for Drug Statistics Methodology is responsible for the administration and development of the ATC/DDD system. The Centre is located at the Department of Pharmacoepidemiology at the NIPH. Further information about the ATC/DDD system is given in the publication Guidelines for ATC classification and DDD assignment (6). The ATC Index with DDDs which includes a list of all assigned DDDs can be ordered from the Centre (7). Both publications are available in English and Spanish. The website for the Centre is [www.whocc.no](http://www.whocc.no). The ATC/DDD publications can be ordered from the WHO Collaborating Centre for Drug Statistics Methodology. ATC and DDD changes are published annually and are made official by the end of the year. ATC/DDD version from January 2016 has been used in this book.

### Referanser/References:

1. Forskrift om innsamling og behandling av helseopplysninger i Reseptbasert legemiddelregister (Reseptregisteret). 20-10-2003.
2. Strøm H. Reseptbasert legemiddelregister: et viktig verktøy for å oppnå detaljert legemiddelstatistikk. *Nor J Epidemiol.* 2004;14(1):53-55.
3. Rønning M, Litleskare I, Addis A et al. Recommendations for national registers of medicinal products with validated ATC codes and DDD values. *Italian J Public Health* 2006;3(1):30-35.
4. Furu K, Wettermark B, Andersen M, Martikainen JE, Almarsdottir AB, Sørensen HT. The Nordic countries as a cohort for pharmacoepidemiological research. *Basic Clin Pharmacol Toxicol* 2010;106(2):86-94.
5. Sakshaug S (Ed). Drug Consumption in Norway 2011–2015. [Legemiddelforbruket i Norge 2011–2015] Oslo: Norwegian Institute of Public Health, 2016.
6. WHO Collaborating Centre for Drug Statistics Methodology, Guidelines for ATC classification and DDD assignment 2016. Oslo, 2015.
7. WHO Collaborating Centre for Drug Statistics Methodology, ATC classification index with DDDs 2016. Oslo 2015.





## 2. Reseptregisteret (NorPD) 2011–2015

### 2.1 Utvalgte nøkkeltall fra Reseptregisteret

Reseptregisteret inneholder opplysninger fra alle landets apotek om utlevering av legemidler på resept, til forskrivers egen praksis og til institusjoner. I 2015 ble rundt 95 % av legemidlene i Reseptregisteret (målt i DDD) utlevert til enkeltpersoner. Leveransene til institusjoner (sykehus og sykehjem) utgjorde 3,4 % av det totale antall DDD og ca. 0,4 % av totalt antall DDD ble utlevert til bruk i forskrivers egen praksis. Salg av reseptfrie legemidler er ikke inkludert i Reseptregisteret. Reseptfritt salg utgjorde i 2015 13,4 % av totalt salg av legemidler i Norge målt i DDD (Kilde: Grossistbasert legemiddelstatistikk, Folkehelseinstituttet).

## 2. The Norwegian Prescription Database (NorPD) 2011–2015

### 2.1 Selected key figures from the NorPD

The NorPD contains information from all Norwegian pharmacies of drugs dispensed to individuals, to a prescriber's own practice and to institutions. In 2015, about 95% of DDDs in the NorPD were dispensed to individuals in ambulatory care. Deliveries to institutions (hospitals and nursing homes) amounted to 3.4% of the DDDs and about 0.4% of the DDDs were dispensed for use in the physician's practice. Sales of OTC medicines are not included in the NorPD. OTC sales constitute 13.4% of total sales of pharmaceuticals in Norway in 2015, measured in DDDs (source: Norwegian Drug Wholesale Statistics, Norwegian Institute of Public Health).

Table 2.1.a: Number of individuals and one-year prevalence (%) of the population who had at least one drug dispensed in Norway 2011–2015

	Women n (%)	Men n (%)	Both genders n (%)
2011	1 879 445 (76.0)	1 551 598 (62.6)	3 431 043 (69.3)
2012	1 897 957 (75.9)	1 571 092 (62.4)	3 469 049 (69.1)
2013	1 910 199 (75.5)	1 574 389 (61.7)	3 484 588 (68.6)
2014	1 937 562 (75.9)	1 603 688 (62.1)	3 541 250 (68.9)
2015	1 955 382 (75.9)	1 622 042 (62.0)	3 577 424 (68.9)

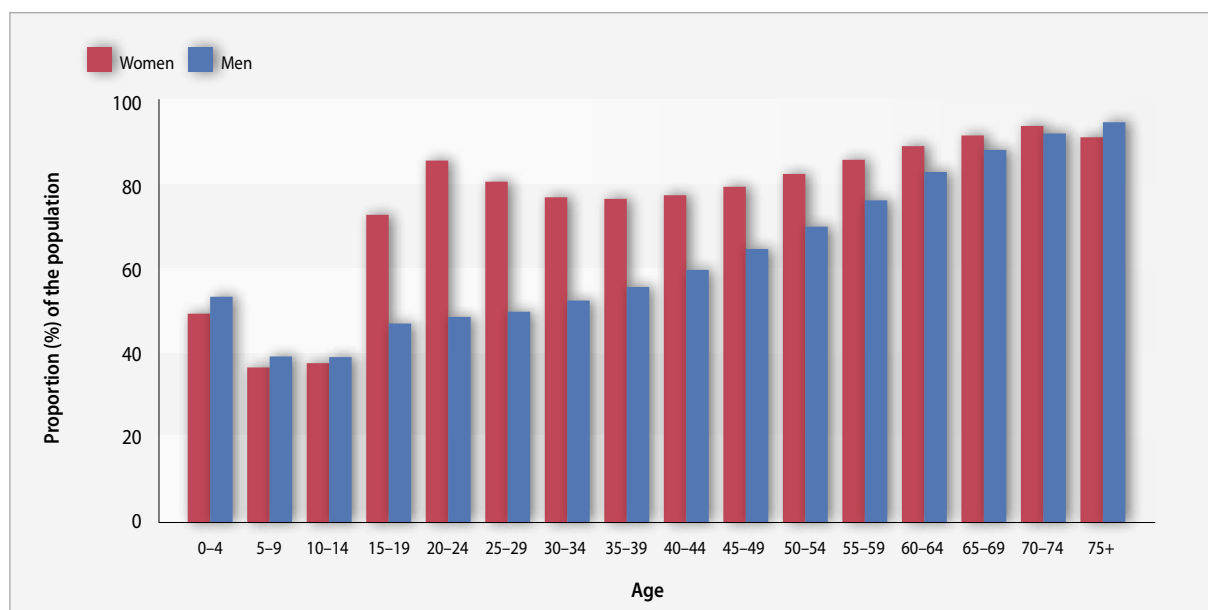


Figure 2.1: One-year prevalence (%) of the population who had at least one drug dispensed in 2015 in Norway according to age and gender

Reseptregisteret ble opprettet 1. januar 2004 og i perioden 2004–2015 har 5,4 millioner individer blitt inkludert i NorPD med minst ett legemiddel utlevert på resept fra apotek. Antall legemiddelutleveringer etter resept til pasienter i samme periode er 471 millioner.

I 2015 fikk 68,9 % av den norske befolkningen utlevert minst ett legemiddel på resept, 75,9 % av kvinnene og 62,0 % av mennene (tabell 2.1.a). Krav om at pasientens fødselsnummer skal påføres resepten ble innført 1. oktober 2003. I 2004, det første driftsåret for NorPD, var andelen av resepter med ugyldig eller manglende 11-sifret fødselsnummer 3,7 %. I årene 2005–2007 lå denne andelen på rundt 2 %, og i 2008 og 2009 har den ligget på i underkant av 1,4 %. I 2010–2015 var andelen uten gyldig fødselsnummer under 1 % (0,32 % i 2015).

Ettårsprevalensen for å få utlevert legemiddel etter resept i 2015 var lavest for kvinner i aldersgruppen 5–9 år og for menn i aldersgruppen 10–14 år (figur 2.1). Rundt 93 % av individene i alderen 70 år og eldre fikk utlevert medisiner etter resept. Hvis vi ekskluderer kvinner som kun fikk utlevert hormonelle prevensjonsmidler (ATC-kode G03A), blir prevalensen av legemiddelbruk redusert med ca. 10–15 prosentpoeng hos kvinner i alderen 15–29 år, men fortsatt var andelen av legemiddelbrukere blant kvinner over 15 år høyere enn blant menn.

Since January 2004, 5.4 million individuals have been included in NorPD with at least one prescribed drug dispensed from a pharmacy. The number of drugs dispensed to patients in the same period (2004–2015) is 471 millions.

In 2015, 68.9% of the Norwegian population had at least one prescription dispensed, 75.9% of women and 62.0% of men (table 2.1.a). In 2004, the first operational year of NorPD, the proportion of prescriptions having invalid or missing personal identity number was 3.7%. In the period 2005–2007, the proportion was around 2%. The proportion of prescriptions with an invalid personal identity number has declined further to just below 1.4 % in 2008 and 2009. In 2010–2015 the proportion was less than 1% (0.32% in 2015).

The age-specific one year prevalence for being dispensed a drug in 2015 was lowest for women at about 5–9 years of age and for men at about 10–14 years of age (figure 2.1). About 93 % of individuals aged 70 years and older received prescribed drugs. Excluding women who received only hormonal contraception for systemic use (ATC code G03A), the prevalence of drug use was reduced by about 10–15 percentage points in women aged 15–29, although the proportion of drug users among women over 15 years of age was still higher than in men.

Table 2.1.b: One-year prevalence (%) of the population who had at least one prescription dispensed in Norway in 2015 according to the main ATC groups

ATC	Women %	Men %	Both genders %
A Alimentary tract and metabolism	20.8	15.6	18.2
B Blood and blood forming organs	12.7	12.7	12.7
C Cardiovascular system	21.1	20.4	20.7
D Dermatologicals	14.5	12.0	13.2
G Genito urinary system and sex hormones	25.5	6.8	16.1
H Systemic hormonal preparations, excl. sex hormones and insulins	11.6	5.6	8.6
J Anti-infectives for systemic use	28.7	19.1	23.9
L Anti-neoplastic and immunomodulating agents	2.1	1.7	1.9
M Musculo-skeletal system	20.9	15.4	18.1
N Nervous system	31.6	21.6	26.6
P Anti-parasitic products, insecticides and repellents	2.3	1.4	1.8
R Respiratory system	28.2	21.7	25.0
S Sensory organs	14.2	10.6	12.4
V Various	0.6	0.6	0.6

Tabell 2.1.b viser ettårsprevalens for hele befolkningen som har fått utlevert minst ett legemiddel etter resept innen hver av de 14 ATC-hovedgruppene, totalt og fordelt på kvinner og menn. De tre legemiddelgruppene som er mest brukt blant begge kjønn er midler mot infeksjoner til systemisk bruk (ATC-gruppe J), legemidler med virkning på nervesystemet (ATC-gruppe N) og legemidler som brukes for sykdommer i luftveiene (ATC-gruppe R).

Tabell 2.1.c viser en oversikt over legemidler (definert som ATC 5. nivåer) med flest brukere i Norge i 2015. Paracetamol (smertestillende) har flest brukere, etterfulgt av fenoksymetylpenicillin (antibakterielt middel). Diklofenak ligger i år som i fjor på 5. plass, mens den var på første og andre plass i henholdsvis 2012 og 2013. Paracetamol og diklofenak selges også i reseptfrie pakninger. Denne bruken registreres ikke i Reseptregisteret. Listen inneholder i hovedsak de samme legemidlene som tidligere år, men det er noen endringer i rekkefølgen. Ny på listen sammenlignet med i fjor er metformin (antidiabetikum) på 30. plass.

Table 2.1.b shows the one-year prevalence of the entire population, and among men and women, who received at least one drug in each of the main ATC groups. The three drug groups most used in both men and women are anti-infectives (ATC group J), drugs affecting the nervous system (ATC group N) and drugs used for respiratory diseases (ATC group R).

Table 2.1.c shows an overview of drugs (defined as ATC 5th levels) with most users in Norway in 2015. Paracetamol (analgesic) is used by the highest numbers of individuals, followed by phenoxymethylpenicillin (antibacterial). Diclofenac is found in 5th place, same as last year and has fallen from first and second place in 2012 and 2013, respectively. Paracetamol and diclofenac are also sold as OTC. This use is not covered by the NorPD. The list contains essentially the same drugs as in previous years, but there are some changes in order. New on the list compared with last year is metformin (antidiabetic) in 30th place.

Table 2.1.c: Drugs with the highest number of users in Norway 2015

	ATC code	Active ingredient	Use	Number of individuals	Proportion (%) of the population
1	N02BE01	paracetamol <sup>1)</sup>	Analgesic	444 712	8.6
2	J01CE02	phenoxymethylpenicillin	Antibacterial	416 534	8.0
3	B01AC06	acetylsalicylic acid	Antithrombotic	370 921	7.1
4	N02AA59	codeine, combinations excl. psycholeptics	Analgesic	367 432	7.1
5	M01AB05	diclofenac <sup>1)</sup>	NSAID/analgesic	357 605	6.9
6	N05CF01	zopiclone	Hypnotic	298 583	5.8
7	R06AE07	cetirizine <sup>1)</sup>	Anti-allergic	281 292	5.4
8	C07AB02	metoprolol	Antihypertensive/cardiac disease	277 464	5.3
9	R05DA01	ethylmorphine	Cough suppressant	262 797	5.1
10	C10AA01	simvastatin	Lipid modifying	252 765	4.9
11	R03AC02	salbutamol	Asthma/COPD	239 739	4.6
12	C10AA05	atorvastatin	Lipid modifying	237 279	4.6
13	M01AE01	ibuprofen <sup>1)</sup>	NSAID/analgesic	222 229	4.3
14	A02BC02	pantoprazole <sup>1)</sup>	Reflux oesofagitis	217 229	4.2
15	N02AX02	tramadol	Analgesic	203 302	3.9
16	H03AA01	levothyroxine sodium	Thyroxine supplement	200 938	3.9
17	J01CA08	pivmecillinam	Antibacterial	200 771	3.9
18	S01AA01	chloramphenicol	Antibacterial eye drops	189 606	3.7
19	R06AX27	desloratadine	Anti-allergic	188 263	3.6
20	H02AB06	prednisolone	Antiinflammatory/corticosteroid	176 716	3.4
21	R01AD09	mometasone <sup>1)</sup>	Nasal polyps / allergic rhinitis	160 159	3.1
22	A02BC05	esomeprazole	Reflux oesophagitis	159 831	3.1
23	G03AA07	levonorgestrel and ethinylestradiol	Hormonal contraception	145 893	2.8
24	J01AA02	doxycycline	Antibacterial	141 605	2.7
25	N05BA04	oxazepam	Anxiolytic	135 717	2.6
26	J01CA04	amoxicillin	Antibacterial	132 334	2.5
27	C08CA01	amlodipine	Antihypertensive/cardiac disease	131 317	2.5
28	G03CA03	estradiol	Hormon replacement and post-menopausal osteoporosis	123 114	2.4
29	N06AB10	escitalopram	Antidepressant	113 713	2.2
30	A10BA02	metformin	Antidiabetic	110 635	2.1

<sup>1)</sup>The ATC level comprises OTC medicinal products. The number of individuals is registered for prescription sales only.



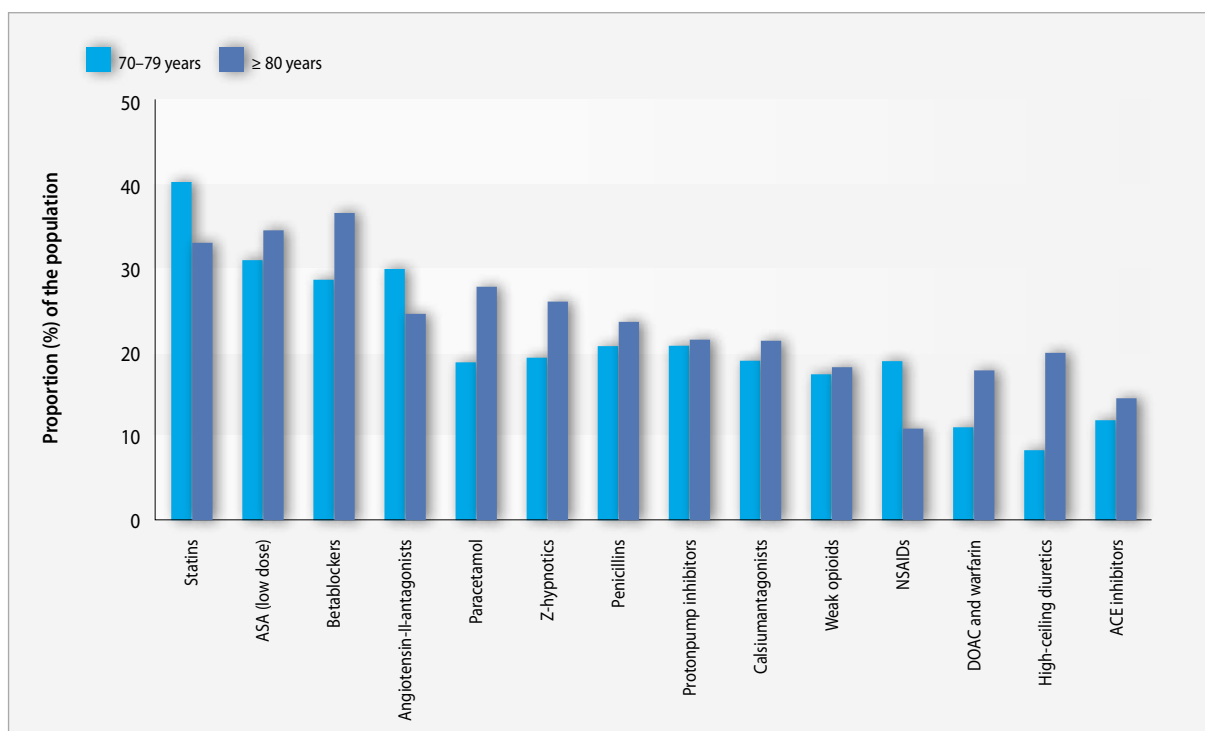


Figure 2.2.a: Most commonly used drug groups in 2015, ranked by highest proportion (%) of users among the elderly ( $\geq 70$  years).

## 2.2 Legemiddelbruk hos eldre – utvalgte nøkkeltall

Legemiddelbehandling av eldre kan være utfordrende. Bruk av mange legemidler samtidig øker faren for feilbruk, bivirkninger og interaksjoner. Reseptregisteret er en god kilde til kunnskap om legemiddelbruk hos hjemmeboende eldre. Data for pasienter i sykehus og sykehjem er imidlertid ikke tilgjengelig på individnivå. Det vil ikke være mulig å gi et komplett bilde av legemiddelbruken blant eldre før individdata for pasienter på institusjoner er inkludert i Reseptregisteret.

Her presenteres utvalgte nøkkeltall knyttet til eldres ( $\geq 70$  år) legemiddelbruk. Figur 2.2.a gir en oversikt over de mest brukte legemiddelgruppene på resept, mens figur 2.2.b viser antall legemidler brukt hos eldre. I tillegg presenteres data for noen utvalgte legemiddelgrupper i figur 2.2.c (statiner) og 2.2.d (direktevirkende perorale antikoagulantia (DOAK), warfarin og acetylsalisylsyre).

## 2.2 Drug use in the elderly – selected key figures

Drug treatment of elderly people can be challenging. Using many drugs at the same time increases the risk of misuse, adverse effects and interactions. The NorPD is a good source of information about drug use among elderly people living at home. Data for patients in hospitals and nursing homes are not available on an individual level. A complete picture of drug use among the elderly cannot be given before data on an individual level for patients living in institutions are included in the NorPD.

Selected key figures relating to drug use among the elderly ( $\geq 70$  years) are presented here. Figure 2.2.a gives an overview of the most commonly dispensed drug groups, while figure 2.2.b shows the number of drugs dispensed to elderly people. In addition, data are presented for selected drug groups in figure 2.2.c (statins) and 2.2.d (direct-acting oral anticoagulants (DOAC), warfarin and aspirin).

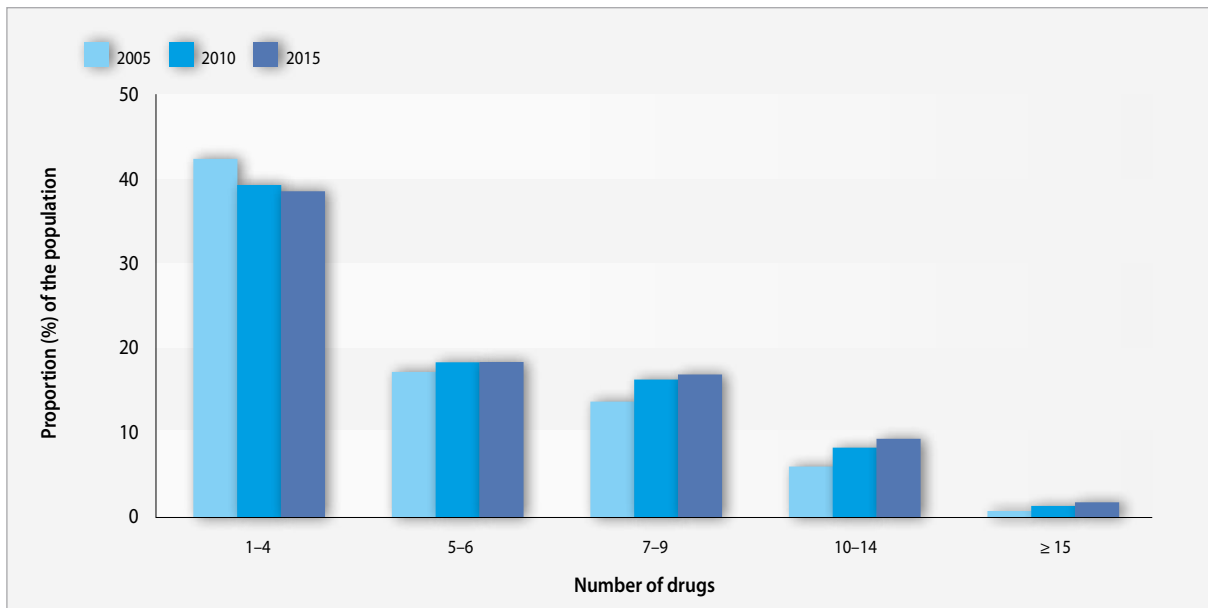


Figure 2.2.b: Number of different drugs (ATC 5th level) dispensed to elderly people in the years 2005, 2010 and 2015. The individuals were dispensed the drug at least twice during the year.

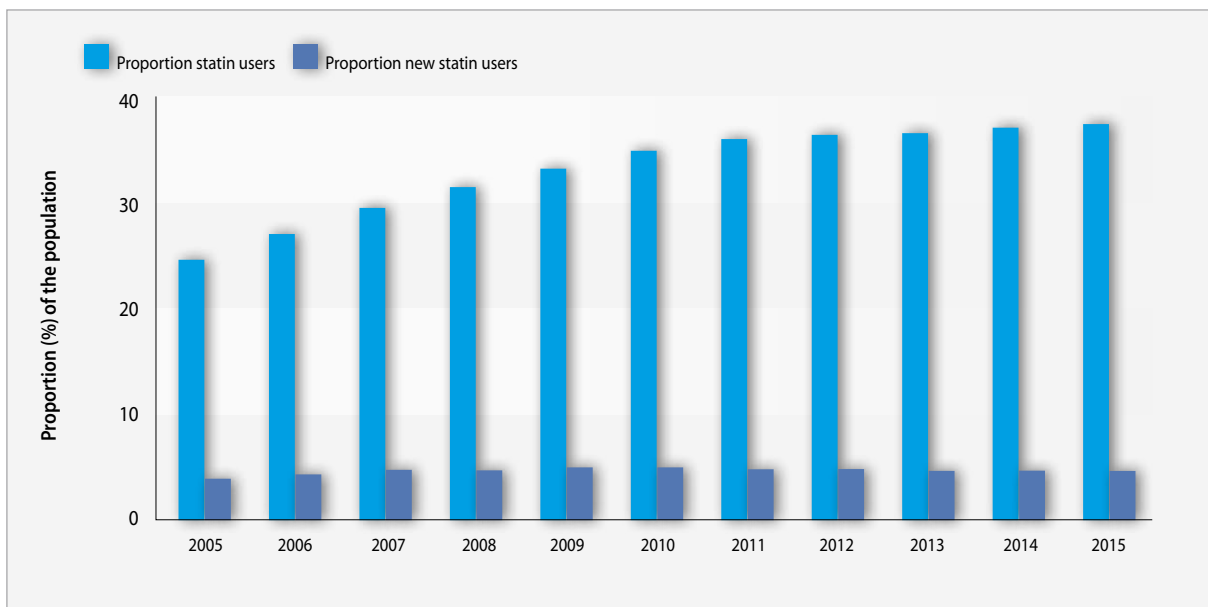


Figure 2.2.c: Development in statin use (ATC code C10AA) among elderly people (≥70 years) in the period 2005–2015.

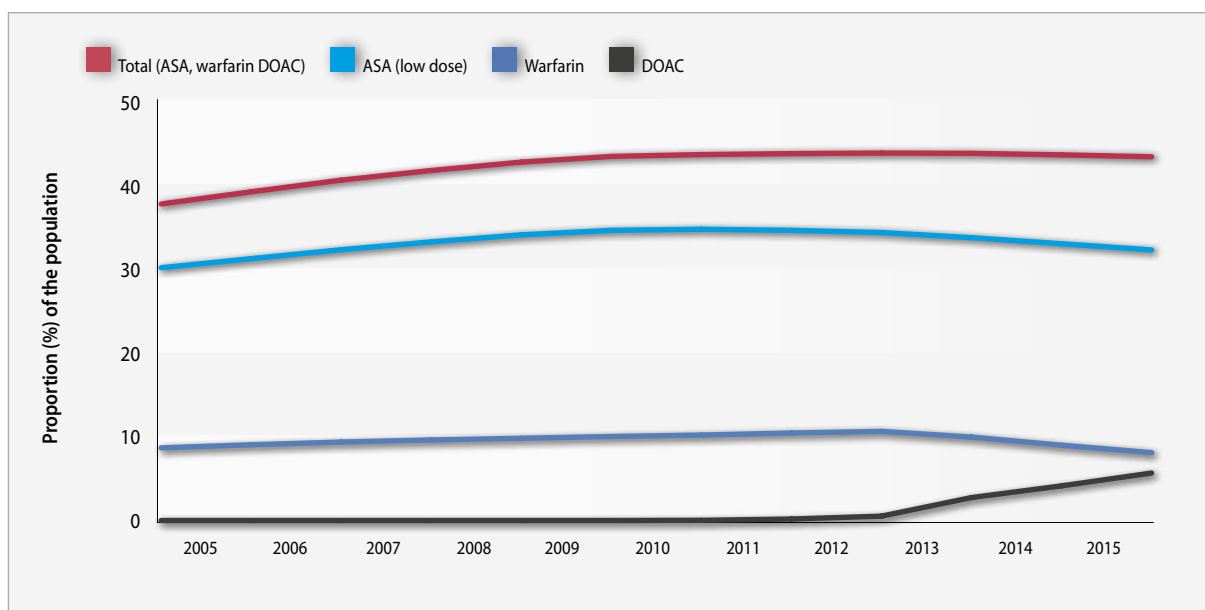


Figure 2.2.d: Changes in the proportion of elderly people ( $\geq 70$  years) who were dispensed ASA, warfarin and/or DOAC in the period 2004–2015.

Legemidler til behandling av hjerte- og karsykdommer, infeksjoner, smerter og søvnproblemer dominerte bruken blant eldre i 2015 (figur 2.2.a) En stor andel eldre brukte vanedannende legemidler; 26 % av de over 80 år fikk utlevert sovemidler, såkalte z-hypnotika (zopiklon, zolpidem) og 18 % fikk utlevert et svakt opioid (smertestillende; kodein, tramadol). Legemiddelgruppene angiotensin-II-antagonister, ACE-hemmere og svake opioider inkluderer kombinasjonspreparater.

Andelen hjemmeboende eldre som bruker mer enn fem legemidler i løpet av året har økt i perioden 2005–2015 (figur 2.2.b). Andelen statinbrukere har økt over det siste tiåret, mens andelen nye brukere har vært relativt stabil rundt 4–5 % (figur 2.2.c). En ny bruker er definert som et individ som ikke har fått utlevert et statin de foregående 365 dagene.

Mange eldre behandles med legemidler som skal forebygge blodpropp og hjerneslag. Andelen brukere av DOAK har vært økende blant eldre siden disse kom på markedet i 2008. Samtidig er andelen brukere av acetylsalisylsyre (ASA), warfarin og DOAK totalt sett uendret.

Drugs used to treat cardiovascular diseases, infections, pain and sleep disorders were dominant among the elderly in 2015 (figure 2.2.a) A large percentage of this group used addictive drugs; 26 % of those aged over 80 years were dispensed at least one prescription of a z-hypnotic (zopiclone, zolpidem) and 18% were dispensed a weak opioid (analgesics; codeine, tramadol). The angiotensin-II-antagonist, ACE inhibitor and weak opioid groups also include combination products.

The data show that an increasing proportion of elderly people living at home had more than five drugs dispensed when the years 2005, 2010 and 2015 are compared (figure 2.2.b). While the proportion of statin users has increased over the past decade, the proportion of new users has been relatively stable at around 4–5% (Fig. 2.2.c). A new user is defined as an individual who has not had a statin dispensed during the previous 365 days.

Many elderly people are treated with drugs to prevent blood clots and strokes. The proportion of DOAC users among the elderly has been increasing since they became available in 2008. However, the overall proportion of acetylsalicylic acid (ASA), warfarin and DOAC users remains unchanged.

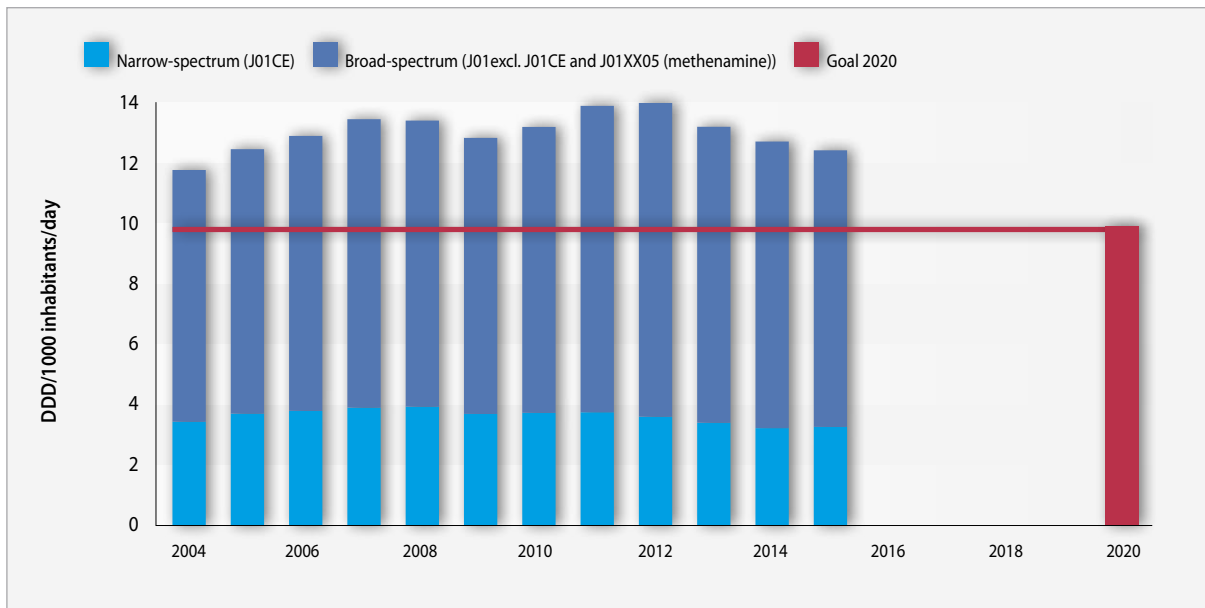


Figure 2.3.a. Antibiotics dispensed to individuals from pharmacies in Norway in 2004–2015. The goal from the National Strategy against Antibiotic Resistance 2015–2020 is included. (Corrected 19.10.2016)

## 2.3 Antibiotikabruk i Norge – utvalgte nøkkeltall

Antibiotikaresistens er et alvorlig og voksende problem over hele verden. Nasjonal strategi mot antibiotikaresistens 2015–2020<sup>1</sup> og Handlingsplanen mot antibiotikaresistens i helsetjenesten<sup>2</sup> fastsetter konkrete mål for reduksjon av antibiotikabruk. Tall fra Reseptregisteret viser at det har vært en reduksjon i antibiotikaforbruket i Norge de siste årene, men det må en større årlig reduksjon til for å nå de nasjonale målene. Dette vil kreve en økt og mer målrettet nasjonal innsats.

De konkrete målene i Nasjonal strategi mot antibiotikaresistens inkluderer en 30 % reduksjon i antibiotikabruk (målt i DDD/1000 innbyggere/døgn) innen 2020

## 2.3 Antibiotic use in Norway – selected key figures

Antibiotic resistance is a serious and growing problem worldwide. The National Strategy against Antibiotic Resistance 2015–2020<sup>1</sup> and the Action Plan against Antibiotic Resistance in the Health Services<sup>2</sup> state specific goals to reduce the use of antibiotics. Data from the NorPD show that there has been a reduction in antibiotic consumption in Norway in recent years. However, a greater annual reduction is needed to achieve these goals. This will require increased and more targeted national efforts.

The specific goals of the National Strategy against Antibiotic Resistance includes a 30% reduction in antibiotic consumption (measured in DDD / 1000 inhabitants / day) by 2020 compared to 2012, as well

<sup>1</sup> Nasjonal strategi mot antibiotikaresistens 2015–2020, utgitt av Helse- og omsorgsdepartementet juni 2015.

<sup>2</sup> Handlingsplanen mot antibiotikaresistens i helsetjenesten, utgitt av Helse- og omsorgsdepartementet desember 2015.

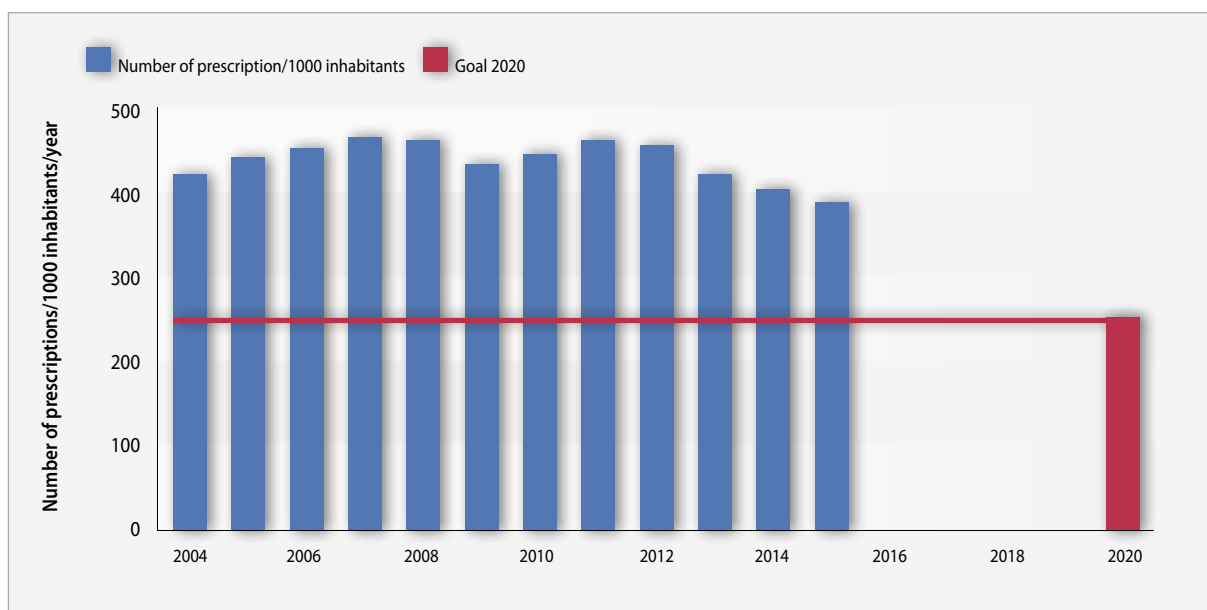


Figure 2.3.b. Number of antibiotic prescriptions per 1000 inhabitants per year in the period 2004–2015. The goal from the National Strategy against Antibiotic Resistance 2015–2020 is included.

sammenlignet med 2012, samt en gjennomsnittlig reduksjon i antibiotikaforskrivningen fra 450 resepter (i 2012) til 250 resepter/1000 innbyggere/år.

I Norge fikk 22 % (1,2 millioner) av befolkningen utlevert antibiotika (ATC-gruppe J01) på resept minst én gang i 2015.

Reseptregisteret viser at andelen smalspektret antibiotika har vært synkende siden 2005 og utgjorde 26 % av totalforbruket i 2015 (fig. 2.3.a).

Antall resepter/1000 innbyggere/år er redusert fra ca. 450 i 2012 til ca. 390 i 2015 (figur 2.3.b).

as an average reduction in the number of antibiotic prescriptions from 450 (in 2012) to 250 prescriptions / 1000 inhabitants / year.

In Norway, 22% (1.2 million) of the population were dispensed antibiotics (ATC group J01) on prescription at least once in 2015.

The NorPD shows that the proportion of narrow-spectrum antibiotics has declined since 2005 and accounted for 26% of the total consumption in 2015 (figure 2.3.a).

The number of prescriptions /1000 inhabitants/year decreased from about 450 in 2012 to about 390 in 2015 (figure 2.3.b).

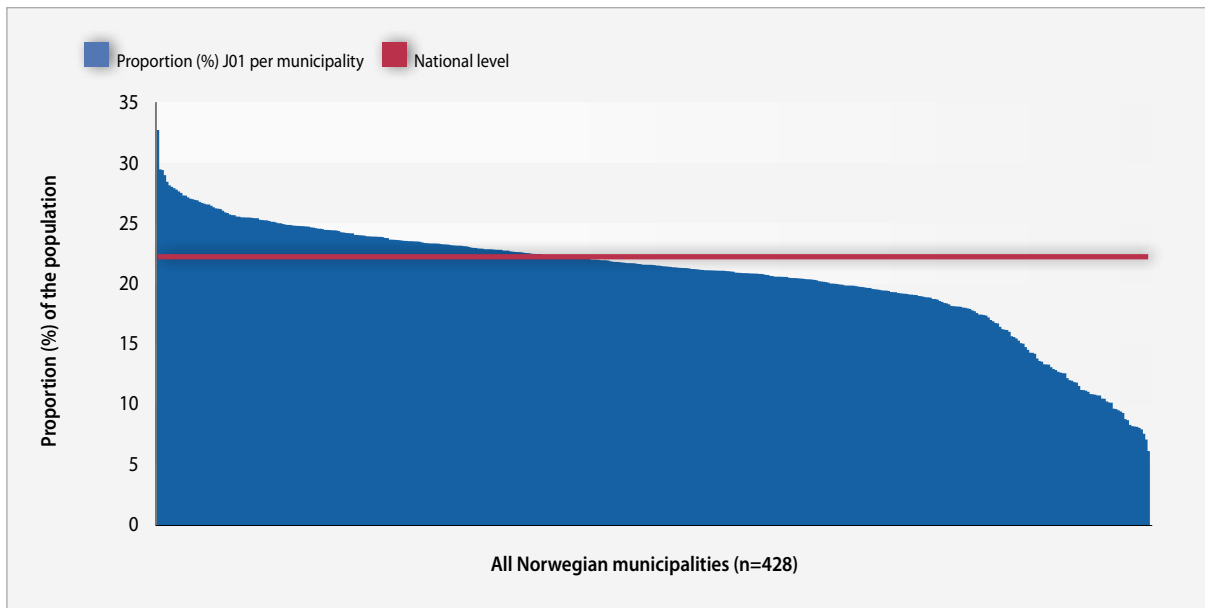


Figure 2.3.c. Proportion (%) of the municipality's population who were dispensed antibiotics (ATC group J01) at least once in 2015. Each municipality is represented by a blue bar. The red line is the national percentage.

Det er stor variasjon i bruken av antibiotika mellom kommunene i Norge, fra 33 % i kommunen med høyest andel til 6 % i kommunen med lavest andel (figur 2.3.c).

There is considerable variation in the use of antibiotics among the municipalities in Norway, from 33% in the municipality with the highest proportion of users to 6% in the municipality with the lowest proportion (figure 2.3.c).

## 2.4 Reseptkategorier og refusjon av utgifter til legemidler

Reseptregisteret inneholder opplysninger om utlevering av legemidler fordelt på ulike reseptkategorier. Reseptkategoriene har følgende hovedinndeling:

- Hvit resept
- Blå resept (i henhold til Forskrift om stønad til dekning av utgifter til viktige legemidler mv. (Blåreseptforskriften) FOR-2007-06-28-814)
- Helseforetaksfinansiert resept (i henhold til Forskrift om helseforetaksfinansierte reseptlegemidler til bruk utenfor sykehus, FOR-2015-06-12-646)

## 2.4 Prescription categories and reimbursement of medicinal expenses

NorPD contains information about dispensed prescriptions based on the following prescription categories:

- Non-reimbursed prescriptions
- General reimbursement prescriptions (according to the "Blue Prescription Regulation" (FOR-2007-06-28-814))
- Health Trust financed prescription (according to the "Regulation for Health Trust Financed medicinal products", FOR 2015-06-12-646)

Informasjon om følgende reseptkategorier er ikke inkludert i tabellene:

- Bidragsordningen (hjemlet i Lov om folketrygd (folketrygdloven) § 5-22)
- Støtte til legemidler for vernepliktige og ved yrkesskade (hjemlet i Lov om folketrygd § 5-25)
- Spesielle refusjonsordninger som f.eks. medlemskap i Jernbanepersonalets Helsefond

#### *Hvit resept*

Resept hvor pasienten betaler hele beløpet selv.

#### *Blå resept*

I tabellene er refusjon i henhold til de ulike paragrafene i blåreseptforskriften slått sammen (§§ 2, 3a, 3b, 4).

#### *Refusjon etter blåreseptforskriftens § 2*

Legemidler som er ført opp på refusjonslista tilknyttet § 2 refunderes pliktmessig når de brukes ved diagnoser (angitt med ICPC eller ICD koder) spesifisert i refusjonslista. Statens legemiddelverk avgjør hvilke legemidler som skal føres opp i refusjonslista, og hvilke diagnosekoder/vilkår legemidlet skal underlegges ved rekvirering på blå resept.

#### *Refusjon etter blåreseptforskriftens §§ 3a og 3b*

HELFO kan fatte vedtak om individuell refusjon av utgifter til legemidler som ikke har forhåndsgodkjent refusjon etter § 2. Individuell refusjon forutsetter enten at indikasjonen for bruken av legemidlet er dekket av en diagnosekode i refusjonslista (§3a) eller at legemidlet skal benyttes til behandling av en sjelden eller alvorlig kronisk sykdom som ikke er nevnt i refusjonslista (§ 3b). Vedtak fattes for hver enkelt pasient på grunnlag av søknad fra behandlende lege. Reseptregisteret gir ikke en komplett oversikt over refusjon etter §§ 3a og 3b.

#### *Refusjon etter blåreseptforskriftens § 4*

Legemidler som benyttes ved allmennfarlige smittsomme sykdommer, refunderes etter § 4 etter en nærmere angitt sykdomsliste. Det ytes stønad til utgifter til legemidler mot infeksjoner, immunstimulerende legemidler og vaksiner. Denne støtten ytes til alle som bor i Norge, uavhengig av medlemskap i folketrygden. Legen har mulighet til å rekvirere flere av legemidlene i denne paragrafen til seg selv for å bevare pasientenes anonymitet, disse reseptene vil ikke kunne følges på individnivå i Reseptregisteret.

#### *Helseforetaksfinansiert resept*

De regionale helseforetakene er gitt et særskilt

The following prescription categories are not included in the tables:

- Contribution to cover the cost of healthcare when expenses are not otherwise covered by other laws (according to the National Insurance Act § 5-22).
- Contribution to conscripted military and individuals with occupational injury (according to the National Insurance Act § 5-25)
- Special contribution, for instance membership in Jernbanepersonalets Helsefond (Railways Workers Health Fund)

#### *Non-reimbursed prescriptions*

Prescriptions paid in full by the patient.

#### *General reimbursement prescriptions*

The costs under the various reimbursement schemes (§§ 2, 3a, 3b, 4) according to the "Blue Prescription Regulation" are combined in the tables.

#### *Reimbursement according to § 2*

Drugs listed on the reimbursement list § 2 will always be reimbursed when prescribed for the diagnoses (indicated by the ICPC and ICD codes) specified in the reimbursement list. The Norwegian Medicines Agency decides which medicines are included in the list and which diagnostic codes/conditions should be subject to reimbursement prescribing.

#### *Individual reimbursement according to §§ 3a and 3b*

The Health Economics Administration (HELFO) will make decisions regarding individual reimbursement for drugs not included in the reimbursement list according to § 2. Individual reimbursement requires either that the indication for use of the drug is covered by a diagnostic code in the reimbursement list (§ 3a) or the drug will be used to treat a rare or serious chronic disease not listed in the reimbursement list (§ 3b). Decisions are made for each patient on the basis of application from the treating physician. NorPD does not provide a complete overview of reimbursement according to §§ 3a and 3b.

#### *Reimbursement according to § 4*

Drugs used for communicable diseases are reimbursed according to § 4 according to a specified disease list. The reimbursement is granted for anti-infectives, immunostimulants and vaccines. This support is provided to all who live in Norway, regardless of citizenship. The physician may self-

finansieringsansvar for enkelte kostbare legemidler. Dette gjelder definerte legemidler brukt i behandlingen av bl.a. revmatiske lidelser, multipel sklerose, ulike krefttilstander, hudsykdommer og mage- og tarmsykdommer. Kun legemidler ekspedert på resept til individer er tatt med i tabellen.

prescribe these drugs in order to preserve patient anonymity; such prescriptions will not be available on an individual level in the NorPD.

*Health Trust financed prescriptions*

The regional health trusts provide dedicated funding for certain expensive drugs. This applies to defined drugs used in the treatment of rheumatic disorders, multiple sclerosis, various cancer types, skin diseases and gastrointestinal diseases. Only drugs that are dispensed by prescription to individuals are included in the table.

Table 2.4.a: Sales of drugs by prescription categories, overview 2015

	Number of individuals	Proportion (%) of the population	Number of DDDs (in 1000)	Sales in 1000 NOK
Non-reimbursable prescriptions	3 066 758	59.1	616 122	2 991 589
Reimbursement prescriptions	2 328 429	44.9	1 728 225	11 402 649
Health trust financed prescriptions	23 244	0.4	9 005	2 232 711

Table 2.4.b: Sales of reimbursed drugs (§§ 2, 3a, 3b, 4, 5) by ATC main groups 2015

ATC main groups	Number of individuals	Proportion (%) of the population	Number of DDDs (in 1000)	Sales in 1000 NOK
A Alimentary tract and metabolism	513 435	9.9	202 046	1 493 624
B Blood and blood forming organs	320 430	6.2	99 144	1 224 944
C Cardiovascular system	1 004 870	19.4	748 042	1 509 944
D Dermatologicals	274 468	5.3	1 237	148 970
G Genito urinary system and sex hormones	138 264	2.7	42 678	326 880
H Systemic hormonal preparations, excl. sex hormones and insulins	349 793	6.7	66 260	458 868
J Antiinfectives for systemic use	117 447	2.3	11 225	1 159 468
L Antineoplastic and immunomodulating agents	83 380	1.6	23 211	1 298 051
M Musculo-skeletal system	285 727	5.5	54 960	236 482
N Nervous system	646 286	12.5	199 106	1 822 985
P Antiparasitic products, insecticides and repellents	6 908	0.1	815	4 258
R Respiratory system	830 114	16.0	245 012	1 323 667
S Sensory organs	292 178	5.6	34 164	263 235
V Various	16 502	0.3	326	131 272



Table 2.4.c: Reimbursed drugs (§§ 2, 3a, 3b, 4) with the highest numbers of users 2015

	ATC code	Active ingredient	Use	Number of individuals	Proportion (%) of the population	Number of DDDs (in 1000)	Sales in 1000 NOK
1	C07AB02	metoprolol	Antihypertensive/cardiac disease	274 001	5.3	43 748	141 644
2	C10AA01	simvastatin	Lipid modifying	250 888	4.8	80 110	78 258
3	R06AE07	cetirizine	Anti-allergic	239 476	4.6	49 379	57 695
4	C10AA05	atorvastatin	Lipid modifying	235 885	4.5	128 546	107 242
5	H03AA01	levothyroxine sodium	Thyroxine supplement	199 576	3.8	42 595	58 182
6	R03AC02	salbutamol	Asthma/COPD	198 909	3.8	19 183	75 089
7	R06AX27	desloratadine	Anti-allergic	166 823	3.2	28 051	45 432
8	N02BE01	paracetamol	Analgesic	162 477	3.1	18 136	48 301
9	A02BC02	pantoprazole	Reflux oesophagitis	138 192	2.7	29 445	77 749
10	C08CA01	amlodipine	Antihypertensive/cardiac disease	130 296	2.5	58 655	46 587
11	R01AD09	mometasone	Anti-allergic, nose spray	117 303	2.3	14 308	32 909
12	A02BC05	esomeprazole	Reflux oesophagitis	114 567	2.2	34 659	113 501
13	N06AB10	escitalopram	Antidepressant	111 410	2.1	36 645	63 662
14	A10BA02	metformin	Antidiabetic	107 824	2.1	26 265	54 325
15	H02AB06	prednisolone	Antiinflammatory/corticosteroid	99 890	1.9	14 978	24 557
16	C09CA06	candesartan	Antihypertensive/cardiac disease	97 886	1.9	47 431	54 937
17	R03AK06	salmeterol and fluticasone	Asthma/COPD	86 373	1.7	19 046	220 942
18	R03AK07	formoterol and budesonide	Asthma/COPD	80 481	1.6	15 423	211 618
19	S01GX02	levocabastine	Anti-allergic, eye drops	79 912	1.5	*	20 563
20	C03CA01	furosemide	Antihypertensive/cardiac disease/oedema	76 852	1.5	19 629	19 977
21	R01AD12	fluticasone furoate	Anti-allergic, nose spray	74 273	1.4	5 753	15 437
22	B03BA03	hydroxocobalamin	Vitamin B-12 supplement	72 834	1.4	23 394	15 256
23	D07AC13	mometasone	Inflammatory skin disorders/eczema/psoriasis	70 155	1.4	*	17 150
24	B01AA03	warfarin	Antithrombotic	69 030	1.3	14 822	61 088
25	C09AA05	ramipril	Antihypertensive/cardiac disease	65 589	1.3	52 147	32 242
26	C09CA01	losartan	Antihypertensive/cardiac disease	65 011	1.3	25 482	32 235
27	C09DA01	losartan and diuretics	Antihypertensive/cardiac disease	64 346	1.2	21 143	35 733
28	C09DA06	candesartan and diuretics	Antihypertensive/cardiac disease	57 085	1.1	18 584	39 952
29	D07AB02	hydrocortisone butyrate	Inflammatory skin disorders/eczema/psoriasis	56 539	1.1	*	9 367
30	R03BA05	fluticasone	Asthma/COPD	56 476	1.1	4 672	40 967

\* No DDD assigned for this ATC 5th level

Table 2.4.d: Reimbursed drugs (§§ 2, 3a, 3b, 4, 5) with highest sales in NOK 2015

	ATC code	Active ingredient	Use	Number of individuals	Proportion (%) of the population	Number of DDDs (in 1000)	Sales in 1000 NOK
1	J05AX65	sofosbuvir and ledipasvir	Hepatitis C infection	533	0.0	48	295 141
2	B02BD02	coagulation factor VIII	Bleeding disorders	189	0.0	70	242 412
3	R03AK06	salmeterol and fluticasone	Asthma/COPD	86 373	1.7	19 046	220 942
4	R03AK07	formoterol and budesonide	Asthma/COPD	80 481	1.6	15 423	211 618
5	J05AX15	sofosbuvir	Hepatitis C infection	360	0.0	34	173 690
6	B01AF01	rivaroxaban	Antithrombotic	25 237	0.5	6 663	171 092
7	R03BB04	tiotropium bromide	COPD	39 796	0.8	10 958	157 209
8	N06BA04	methylphenidate	ADHD	32 619	0.6	13 593	153 355
9	C07AB02	metoprolol	Antihypertensive/cardiac disease	274 001	5.3	43 748	141 644
10	H01AC01	somatropin	Growth hormone deficiency	1 974	0.0	830	139 772
11	B01AF02	apixaban	Antithrombotic	21 375	0.4	4 239	117 024
12	A02BC05	esomeprazole	Reflux oesophagitis	114 567	2.2	34 659	113 501
13	L04AX04	lenalidomide	Multiple myeloma / Myelodysplastic syndrom	433	0.0	72	112 991
14	L01XE01	imatinib	Cancer	499	0.0	55	111 589
15	C10AA05	atorvastatin	Lipid modifying	235 885	4.5	128 546	107 242
16	A10AC01	insulin (human)	Diabetes	33 576	0.6	11 965	101 740
17	B01AE07	dabigatran etexilate	Antithrombotic	13 781	0.3	3 540	100 729
18	A07EC02	mesalazine	Ulcerative colitis/Crohn's disease	17 711	0.3	7 295	99 955
19	A10AB05	insulin aspart	Diabetes	29 991	0.6	9 941	99 630
20	L03AA13	pegfilgrastim	Multiple sclerosis	3 135	0.1	230	97 039
21	C10AX09	ezetimibe	Cholesterol lowering	25 862	0.5	7 398	95 938
22	N03AX09	lamotrigine	Epilepsy/bipolar disorders	28 195	0.5	7 447	94 971
23	A10BX07	liraglutide	Diabetes	7 389	0.1	2 774	93 819
24	N03AX16	pregabalin	Neuropatic pain/epilepsy/anxiety	10 425	0.2	3 909	91 663
25	N02CC01	sumatriptan	Migraine	49 838	1.0	2 948	82 324
26	C10AA01	simvastatin	Lipid modifying	250 888	4.8	80 110	78 258
27	A02BC02	pantoprazole	Reflux oesophagitis	138 192	2.7	29 445	77 749
28	R03AC02	salbutamol	Asthma/COPD	198 909	3.8	19 183	75 089
29	B03XA02	darbepoetin alfa	Anemia	2 912	0.1	807	72 640
30	J05AR03	tenofovir disoproxil and emtricitabine	HIV infection	1 530	0.0	395	72 476

## 2.5 Beskrivelse av hovedtabellene

Tabellene i del 2 i denne boken gir en oversikt over antall individer som har fått utlevert legemidler etter resept fra apotekene i Norge. Alle som har hentet ut minst ett legemiddel er inkludert og opplysningene er fordelt på enkeltlegemidler og legemiddelgrupper. Selv om et individ har fått utlevert samme legemiddel flere ganger, telles vedkommende som bruker bare én gang. Det er kun utleveringer til individer med fullt fødselsnummer som er inkludert i tabellene i boken. I Reseptregisteret er 0,32 % av utleveringene til individer hvor fullstendig fødselsnummer ikke er angitt i 2015.

Tabellene inneholder tall for perioden 2011–2015. I tillegg er følgende opplysninger for 2015 inkludert:

- Andel kvinner (%) av totalt antall individer som har hentet ut minst én resept
- Antall individer som har hentet ut minst ett legemiddel etter resept fordelt på følgende aldersgrupper: <15, 15–44, 45–69, ≥70. Dersom antall individer er lavere enn fem, angis < 5 i tabellene.
- Salg i 1 000 NOK fra apotek for utvalget i tabellen, dvs. til individer med fullt fødselsnummer. Kronebeløpet tilsvarer reell utsalgspris fra apotek.

Tabellene er sortert i henhold til ATC-systemet (se nærmere beskrivelse på s. 16). De aller fleste ATC-grupper med legemidler på det norske markedet er inkludert. Legemidler til pasienter i sykehus eller sykehjem er ikke tilgjengelig på individnivå i Reseptregisteret. Det totale antall legemiddelbrukere vil derfor være høyere enn det som fremgår av tabellene for en del legemidler, og spesielt for legemidler som brukes mye i sykehus. Vi har valgt å utelate noen ATC-grupper. Dette er legemidler som hovedsaklig brukes i sykehus eller institusjoner. Følgende ATC-grupper er utelatt:

B05	Blodsubstitutter og infeksjonsløsninger
J06	Immunsera og immunoglobuliner
J07	Vaksiner
L01	Antineoplastiske midler
M03A	Perifert virkende muskelrelakserende midler
N01	Anestetika
S01H	Lokalanestetika
S01J	Diagnostika
S01L	Midler ved okulær vaskulær sykdom
V	Varia (kun ATC-gruppe V01 <i>Allergener</i> er inkludert i tabellen)

## 2.5 Description of the main tables

The tables in section 2 of this book provide an overview of the number of individuals who have had drugs dispensed from pharmacies in Norway. Anyone who has had at least one drug dispensed is included and the data are given for each medicinal substance and for groups of medicines. Even if an individual has been given the same drug several times, he or she is counted as a user only once. Only dispensing data to individuals with a personal identity number are included in the tables. In NorPD the complete personal identity number is missing for 0.32% of the dispensed drugs to individuals in 2015.

The tables contain figures for the period 2011–2015. In addition, the following information for 2015 includes:

- Share of women (%) of the total number of individuals who have had at least one drug dispensed
- The number of individuals who have had at least one drug dispensed in the following age groups: <15, 15–44, 45–69, ≥ 70. If the number of individuals is less than five, <5 is used in the tables.
- Sales in 1 000 Norwegian kroner (NOK), i.e. for prescriptions dispensed to individuals with a personal identity number. The amount in NOK corresponds to the actual retail price from the pharmacy.

The tables are arranged according to the ATC system (see further description in p. 16). The majority of ATC groups containing drugs on the Norwegian market are included. Drug use by individuals in hospitals and nursing homes is not included at the individual level in the Norwegian Prescription Database. The total number of drug users will therefore be higher than the figures in the tables for a number of drugs, particularly for drugs that are frequently used in hospitals or institutions. We have chosen to exclude some ATC groups in this book that are mainly used in hospitals or other institutions. The following ATC groups have been omitted:

B05	Blood substitutes and perfusion solutions
J06	Immune sera and immunoglobulins
J07	Vaccines
L01	Antineoplastic agents
M03A	Muscle relaxants, peripherally acting agents
N01	Anesthetics
S01H	Local anesthetics
S01J	Diagnostic agents
S01L	Ocular vascular disorder agents
V	Various (ATC group V01 Allergens is included in the table)

Figure 2.5: The report generator at [www.norpd.no](http://www.norpd.no) (Norwegian version at [www.reseptregisteret.no](http://www.reseptregisteret.no))

Reseptfrie legemidler skrives i noen tilfeller også ut på resept, men i hovedsak vil salg av reseptfrie legemidler ikke være inkludert i denne boken. Salg av reseptfrie legemidler, både i og utenom apotek, er med i den grossistbaserte legemiddelstatistikken, hvor tallmaterialet blir publisert i publikasjonen Legemiddelforbruket i Norge (se også s. 16). I tabellene i del 2 i denne boken er det tatt med en fotnote tilknyttet de ulike ATC-kodene hvor det i tillegg også selges reseptfrie pakninger. I 2015 utgjorde reseptfrie legemidler en andel på 13,4 % av totalt antall solgte doser (DDD). Disse andelene har holdt seg relativt konstant over tid.

De fleste legemidler som forskrives på resept, har godkjent markedsføringstillatelse i Norge. Leger har imidlertid anledning til å forskrive legemidler uten markedsføringstillatelse. Det må da søkes om spesielt godkjenningstiltak fra Statens legemiddelverk. Det finnes også enkelte legemidler som inngår i en såkalt negativliste, og som bare kan utleveres etter spesiell tillatelse fra Legemiddelverket. Legemidler som er forskrevet på resept etter søknad om godkjenningstiltak eller etter spesiell tillatelse fra Legemiddelverket, er inkludert i tabellene i boken. Antall individer som behandles med disse legemidlene vil ofte være lavt.

Mange individer bruker flere legemidler. Vær derfor oppmerksom på at man ikke kan summere antall brukere av ulike legemidler, eller legemiddelgrupper i tabellene, for å finne totalt antall brukere av to eller

Non-prescription drugs are sometimes prescribed, but the majority of the OTC drug sales will not be included in the tables in this book. Sales of OTC drugs are, however, included in the Norwegian Drug Wholesale Statistics database and the figures are published in «Drug Consumption in Norway» (see also p. 16). A footnote is used in the tables in part 2 of this book in the various ATC codes where OTC medicines are available in Norway. In 2015, OTC medicines had a share of 13.4% of total sales measured in DDDs. These shares have remained almost unchanged over time.

Most prescribed drugs have an approved marketing authorisation in Norway. However, physicians can prescribe drugs without approved marketing authorisation. They must then apply for a licence from the Norwegian Medicines Agency. There are also some drugs that are part of a so-called «negative list» which can only be prescribed by special permission from the Medicines Agency. Drugs that are prescribed on licence or by special permission are included in the tables in the book. The number of individuals who are prescribed these drugs is often low.

Many individuals use more than one drug. Please be aware that it is not possible to add together the number of users of various drugs or drug groups in the tables to find the total number of users of two or more drugs. Statistics on the aggregate level in the tables will, however, include the use of at least one of the drugs in the included drug groups. For example, the

flere legemidler. Statistikk på aggregert nivå i tabellene vil imidlertid inneholde brukere av minst ett av legemidlene i undernivåene. For eksempel viser tallene at totalt antall brukere av sovemidler (ATC-gruppe N05C) er lavere enn summen av antall brukere av de enkelte legemidlene som er klassifisert i N05C. Det betyr at noen individer har fått utlevert mer enn en type sovemiddel i løpet av et år, enten ved bruk av flere sovemidler samtidig eller ved bytte fra ett middel til et annet.

*Reseptregisterets nettsider: [www.reseptregisteret.no](http://www.reseptregisteret.no)*  
Reseptregisteret har eget nettsted som kan brukes sammen med tabellene i denne rapporten for å få kompletterende informasjon. På søkesidene (figur 2.5) kan man selv lage rapporter over antall brukere av et bestemt legemiddel eller en legemiddelgruppe. Dette kan gjøres ved søk på forhåndsdefinerte legemiddelgrupper, via ATC-systemet eller ved søk på virkestoff eller produktnavn.

Følgende data om legemiddelbruk kan hentes ut fra nettstedet:

- Antall brukere, eventuelt fordelt på kjønn, 5 års aldersgrupper, fylke eller helseregion
- Antall brukere per 1 000 innbyggere (prevalens per 1 000)
- Omsetning i kroner
- Omsetning i doser (DDD – definerte døgndoser)
- Befolningsgrunnlag i statistikken, eventuelt fordelt på kjønn, alder, fylke eller helseregion

Data er tilgjengelige fra 2004, og nettstedet oppdateres årlig med foregående års tall.

Tallene i denne rapporten kan avvike noe fra tallene som finnes på nettstedet. Årsaken er at uttrekket av data til boken er gjort på et noe senere tidspunkt enn datagrunnlaget for nettsiden. Rapporteringen av data fra apotek til Reseptregisteret er for en liten andel av reseptutleveringene forsinket. Forsinkelsen kan være på noen måneder, og dette innebærer at noen data fra foregående år blir rapportert på etterskudd. I tillegg er individer uten kjent bostedsadresse utelatt fra nettsiden, men inkludert i tabellene i denne rapporten. Nettstedet finnes også i engelsk versjon ([www.norpd.no](http://www.norpd.no)).

#### *Utlevering av data fra Reseptregisteret*

Det er mulig å søke om data fra Reseptregisteret til forskning eller til andre formål som er i henhold til formålet for Reseptregisteret. Søknadsskjema er tilgjengelige på nettstedet til FHI ([www.fhi.no](http://www.fhi.no)), og alle søknader om tilgang til data fra FHI skal sendes til [datatilgang@fhi.no](mailto:datatilgang@fhi.no). Dataene er gratis, men kostnader i forbindelse med administrativ håndtering og filbehandling må påregnes.

figures in the tables show that the total number of users of hypnotics (ATC group N05C) is lower than the sum of the number of users of the individual drugs that are classified in N05C. This means that some individuals have been given more than one type of hypnotic during a year, either through the use of more than one simultaneously or by switching from one agent to another.

*The NorPD website: [www.norpd.no](http://www.norpd.no)*

The Norwegian Prescription Database has its own website which can be used together with the tables in this report for complementary information. On the website (figure 2.5), one can create reports on the number of users of a particular drug or drug group. This can be done by searching for pre-defined drug groups, through the ATC system or by searching the active substance or product name.

The following data on drug use can be extracted from the website:

- Number of users, split by gender, 5-year age groups, county or health region
- Number of users per 1 000 population (prevalence per 1 000)
- Turnover in NOK (pharmacy retail price)
- Turnover in doses (DDD – defined daily doses)
- Population base for the statistics, split by gender, age, county or health region

Data are available from 2004 with an annual update for the preceding year.

The figures in this book may differ slightly from the numbers found on the website. This is because the data extraction for the book was made at another date than the data on the website. Reporting of data from the pharmacy to NorPD is delayed for a minor number of prescriptions. The delay may be a few months, meaning that reports of data from a year can arrive the following year. Besides, individuals without known address are included in the tables in this book but not on the website.

#### *Access to data from NorPD*

It is possible to apply for data from the Norwegian Prescription Database for research or for other purposes which are according to the objectives of NorPD. Application forms are available on the website of NIPH ([www.fhi.no](http://www.fhi.no)) and all applications for access to data from NIPH should be sent to [datatilgang@fhi.no](mailto:datatilgang@fhi.no). The data is free of charge, but fees for administration and file processing will be required.

### Beregning av prevalens per 1000 innbyggere

Prevalens er ofte definert som antall individer som har fått utlevert ett legemiddel per 1000 innbyggere. Antall individer oppgitt i tabellene kan benyttes til å beregne prevalens av legemiddelbruken i befolkningen. Hvordan dette kan gjøres er vist i eksemplet nedenfor.

Antall individer som fikk minst ett hjerte-/karmiddel (ATC-gruppe C) i Norge i 2015: 1 076 122

Antall innbyggere i Norge per 1. juli 2015: 5 189 984

#### **Beregning av prevalens (per 1000) for brukere av hjerte-/karmidler i Norge i 2015:**

$$\frac{\text{Antall individer} \times 1000}{\text{Antall innbyggere}} = \frac{1\,076\,122 \times 1000}{5\,189\,984} = 207,3 \text{ individer per 1000 innbyggere}$$

På s. 112 finnes tabeller over befolkningstallet i Norge for årene 2011–2015. Befolkningstallet for de fire aldersgruppene i tabellene er også angitt. Det brukes middelfolkemengden for hvert år, dvs folketallet per 1. juli, beregnet ut fra Statistisk Sentralbyrås folketall 1.1 og 31.12. Alder er definert som den alder individet har ved slutten av året (utleveringsår minus fødselsår).

### Calculation of prevalence per 1000 inhabitants

Prevalence is often defined as the number of individuals per 1000 inhabitants who have had at least one drug dispensed in a pharmacy during a specific time period. The number of individuals listed in the tables can be used to calculate the prevalence of drug users in the population. Please read the following example:

The number of individuals who had at least one cardiovascular drug dispensed (ATC group C) in Norway in 2015: 1 076 122

The number of inhabitants in Norway as of 1st July 2015: 5 189 984

#### **Calculation of the prevalence (per 1000) of users of cardiovascular drugs in Norway in 2015:**

$$\frac{\text{The number of individuals} \times 1000}{\text{The number of inhabitants}} = \frac{1\,076\,122 \times 1000}{5\,189\,984} = 207.3 \text{ individuals per 1000 inhabitants}$$

The population in Norway for the years 2011–2015 is shown on p. 112. The population of the four age groups in the tables is also provided. The population as of 1st July each year is used, calculated from the population figures by Statistics Norway from 1st January and 31st December. Age is defined as the age of the individual at the end of the year (year of dispensing minus birth year).

## 2.6 ATC main groups

ATC level	2011	2012	2013	2014	2015	Share of women (%)	2015				2015
	Number of individuals						Number of individuals per age group				Sales in 1000 NOK
							<15	15-44	45-69	≥70	
A ALIMENTARY TRACT AND METABOLISM	742 204	791 540	832 965	883 617	942 706	57	33 542	223 945	412 197	273 022	1 834 169
B BLOOD AND BLOOD FORMING ORGANS	597 921	617 386	629 097	640 752	658 174	50	3 485	68 169	275 848	310 672	1 388 539
C CARDIOVASCULAR SYSTEM	998 461	1 019 237	1 040 279	1 060 258	1 076 122	50	7 995	102 068	547 369	418 690	1 555 085
D DERMATOLOGICALS	624 493	632 677	645 681	673 447	686 469	55	85 056	260 159	228 500	112 754	288 707
G GENITO URINARY SYSTEM AND SEX HORMONES	745 367	761 600	785 598	814 856	834 913	79	3 320	443 819	262 184	125 590	1 007 178
H SYSTEMIC HORMONAL PREPARATIONS, EXCL. SEX HORMONES AND INSULINS	402 923	414 206	422 527	436 286	444 663	67	16 985	113 081	192 733	121 864	509 118
J ANTIINFECTIVES FOR SYSTEMIC USE	1 326 405	1 336 787	1 288 914	1 250 326	1 238 725	60	135 533	488 224	411 821	203 147	1 454 391
L ANTINEOPLASTIC AND IMMUNOMODULATING AGENTS	81 612	86 336	90 729	95 223	99 416	55	1 350	21 428	47 013	29 625	3 388 144
M MUSCULO-SKELETAL SYSTEM	927 355	937 937	925 319	928 041	941 863	57	14 347	325 215	438 170	164 131	409 663
N NERVOUS SYSTEM	1 279 676	1 304 345	1 327 510	1 352 454	1 379 519	59	29 209	435 334	601 980	312 996	2 996 402
P ANTIPARASITIC PRODUCTS, INSECTICIDES AND REPELLENTS	92 296	95 141	96 547	97 439	94 624	62	3 852	42 346	36 953	11 473	25 924
R RESPIRATORY SYSTEM	1 223 490	1 239 078	1 220 116	1 258 951	1 296 136	56	160 386	469 008	478 009	188 733	1 498 045
S SENSORY ORGANS	617 742	618 314	612 715	652 081	642 745	57	108 405	185 467	205 762	143 111	360 064
V VARIOUS	18 601	21 869	23 890	27 402	29 593	50	3 747	9 644	10 068	6 134	138 702

## 2.7 ATC group A – Alimentary tract and metabolism

ATC level	2011	2012	2013	2014	2015	Share of women (%)	2015				2015
	Number of individuals						Number of individuals per age group				Sales in 1000 NOK
	<15	15–44	45–69	≥70							
<b>A</b> <b>ALIMENTARY TRACT AND METABOLISM</b>	<b>742 204</b>	<b>791 540</b>	<b>832 965</b>	<b>883 617</b>	<b>942 706</b>	<b>57</b>	<b>33 542</b>	<b>223 945</b>	<b>412 197</b>	<b>273 022</b>	<b>1 834 169</b>
<b>A01</b> <b>STOMATOLOGICAL PREPARATIONS</b>	<b>9 154</b>	<b>15 109</b>	<b>18 958</b>	<b>24 007</b>	<b>31 123</b>	<b>56</b>	<b>635</b>	<b>12 555</b>	<b>10 277</b>	<b>7 656</b>	<b>6 569</b>
<b>A01A</b> <b>STOMATOLOGICAL PREPARATIONS</b>	<b>9 154</b>	<b>15 109</b>	<b>18 958</b>	<b>24 007</b>	<b>31 123</b>	<b>56</b>	<b>635</b>	<b>12 555</b>	<b>10 277</b>	<b>7 656</b>	<b>6 569</b>
<b>A01AA</b> <b>Caries prophylactic agents</b>	<b>4 792</b>	<b>10 862</b>	<b>14 642</b>	<b>18 877</b>	<b>25 083</b>	<b>56</b>	<b>218</b>	<b>9 851</b>	<b>8 264</b>	<b>6 750</b>	<b>5 310</b>
A01AA01 sodium fluoride <sup>1)</sup>	4 792	10 862	14 642	18 877	25 083	56	218	9 851	8 264	6 750	5 310
<b>A01AB</b> <b>Antiinfectives and antiseptics for local oral treatment</b>	<b>2 552</b>	<b>2 415</b>	<b>2 440</b>	<b>2 858</b>	<b>3 330</b>	<b>52</b>	<b>230</b>	<b>1 496</b>	<b>1 058</b>	<b>546</b>	<b>399</b>
A01AB03 chlorhexidine <sup>1)</sup>	2 482	2 360	2 390	2 796	3 259	51	227	1 478	1 026	528	344
A01AB04 amphotericin B	52	36	25	29	28	71	0	5	14	9	26
A01AB09 miconazole	5	8	10	7	15	67	<5	<5	6	<5	12
A01AB11 various <sup>1)</sup>	14	11	16	27	29	48	<5	9	13	6	16
<b>A01AC</b> <b>Corticosteroids for local oral treatment</b>	<b>1 379</b>	<b>1 409</b>	<b>1 465</b>	<b>1 646</b>	<b>1 700</b>	<b>62</b>	<b>115</b>	<b>578</b>	<b>689</b>	<b>318</b>	<b>555</b>
A01AC01 triamcinolone	1 379	1 398	1 435	1 592	1 642	62	115	568	658	301	431
A01AC03 hydrocortisone	0	0	<5	<5	5	20	0	0	<5	<5	25
<b>A01AD</b> <b>Other agents for local oral treatment</b>	<b>516</b>	<b>532</b>	<b>519</b>	<b>762</b>	<b>1 191</b>	<b>58</b>	<b>73</b>	<b>687</b>	<b>333</b>	<b>98</b>	<b>306</b>
A01AD01 epinephrine	10	10	14	8	14	57	0	5	9	0	28
A01AD02 benzydamine <sup>1)</sup>	494	496	477	730	1 151	57	65	669	319	98	275
A01AD11 various	12	26	28	24	26	65	8	13	5	0	3
<b>A02</b> <b>DRUGS FOR ACID RELATED DISORDERS</b>	<b>366 465</b>	<b>393 798</b>	<b>417 708</b>	<b>441 252</b>	<b>467 719</b>	<b>54</b>	<b>8 645</b>	<b>101 060</b>	<b>221 102</b>	<b>136 912</b>	<b>320 179</b>
<b>A02A</b> <b>ANTACIDS</b>	<b>4 772</b>	<b>4 442</b>	<b>4 719</b>	<b>5 492</b>	<b>6 144</b>	<b>44</b>	<b>131</b>	<b>1 314</b>	<b>2 223</b>	<b>2 476</b>	<b>8 693</b>
<b>A02AA</b> <b>Magnesium compounds</b>	<b>0</b>	<b>&lt;5</b>	<b>12</b>	<b>19</b>	<b>23</b>	<b>52</b>	<b>0</b>	<b>&lt;5</b>	<b>9</b>	<b>10</b>	<b>5</b>
A02AA04 magnesium hydroxide	0	<5	12	19	23	52	0	<5	9	10	5
<b>A02AC</b> <b>Calcium compounds</b>	<b>1 085</b>	<b>1 009</b>	<b>928</b>	<b>812</b>	<b>724</b>	<b>41</b>	<b>21</b>	<b>144</b>	<b>266</b>	<b>293</b>	<b>446</b>
A02AC01 calcium carbonate <sup>1)</sup>	1 085	1 009	928	812	724	41	21	144	266	293	446
<b>A02AD</b> <b>Combinations and complexes of aluminium, calcium and magnesium compounds</b>	<b>1 526</b>	<b>1 039</b>	<b>1 179</b>	<b>1 613</b>	<b>1 823</b>	<b>60</b>	<b>24</b>	<b>801</b>	<b>712</b>	<b>286</b>	<b>290</b>
A02AD01 ordinary salt combinations <sup>1)</sup>	1 526	1 039	1 179	1 613	1 823	60	24	801	712	286	290
<b>A02AH</b> <b>Antacids with sodium bicarbonate<sup>1)</sup></b>	<b>2 471</b>	<b>2 684</b>	<b>2 837</b>	<b>3 256</b>	<b>3 706</b>	<b>35</b>	<b>45</b>	<b>369</b>	<b>1 304</b>	<b>1 988</b>	<b>7 367</b>
<b>A02B</b> <b>DRUGS FOR PEPTIC ULCER AND GASTRO-OESOPHAGEAL REFLUX DISEASE (GORD)</b>	<b>364 176</b>	<b>391 644</b>	<b>415 383</b>	<b>438 774</b>	<b>464 976</b>	<b>55</b>	<b>8 547</b>	<b>100 534</b>	<b>220 228</b>	<b>135 667</b>	<b>311 487</b>
<b>A02BA</b> <b>H2-receptor antagonists</b>	<b>57 052</b>	<b>55 116</b>	<b>53 694</b>	<b>53 138</b>	<b>49 946</b>	<b>59</b>	<b>1 280</b>	<b>13 031</b>	<b>23 108</b>	<b>12 527</b>	<b>19 353</b>
A02BA01 cimetidine	34	28	23	26	20	50	<5	<5	12	<5	19

<sup>1)</sup>The ATC level comprises OTC medicinal products. The number of individuals is registered for prescription sales only.



## ATC group A

ATC level	2011	2012	2013	2014	2015	Share of women (%)	2015				2015
	Number of individuals						Number of individuals per age group				Sales in 1000 NOK
	<15	15-44	45-69	≥70							
A02BA02 ranitidine <sup>1)</sup>	54 650	53 485	52 431	52 108	49 549	60	1 268	12 950	22 943	12 388	19 077
A02BA03 famotidine <sup>1)</sup>	2 313	1 618	1 312	1 101	626	57	14	109	275	228	258
A02BA53 famotidine, combinations <sup>1)</sup>	221	127	0	0	0	-	0	0	0	0	0
<b>A02BB Prostaglandins</b>	<b>255</b>	<b>360</b>	<b>346</b>	<b>376</b>	<b>265</b>	<b>84</b>	<b>&lt;5</b>	<b>168</b>	<b>50</b>	<b>44</b>	<b>158</b>
A02BB01 misoprostol	255	360	346	376	265	84	<5	168	50	44	158
<b>A02BC Proton pump inhibitors</b>	<b>321 967</b>	<b>352 025</b>	<b>377 400</b>	<b>402 261</b>	<b>433 644</b>	<b>54</b>	<b>7 455</b>	<b>92 055</b>	<b>206 487</b>	<b>127 647</b>	<b>291 016</b>
A02BC01 omeprazole	48 114	47 472	45 183	44 183	43 619	55	3 233	9 158	18 521	12 707	38 480
A02BC02 pantoprazole <sup>1)</sup>	125 091	148 733	171 451	193 341	217 229	54	902	48 627	101 779	65 921	99 144
A02BC03 lansoprazole	47 348	46 359	43 483	40 462	38 475	50	393	5 955	19 615	12 512	25 852
A02BC05 esomeprazole	125 642	135 124	142 299	148 787	159 831	56	3 432	35 170	78 507	42 722	127 539
<b>A02BX Other drugs for peptic ulcer and gastro-oesophageal reflux disease (GORD)</b>	<b>2 143</b>	<b>2 375</b>	<b>2 724</b>	<b>3 208</b>	<b>3 784</b>	<b>62</b>	<b>294</b>	<b>1 329</b>	<b>1 353</b>	<b>808</b>	<b>959</b>
A02BX02 sucralfate	419	440	470	488	470	60	<5	111	192	163	308
A02BX13 alginic acid <sup>1)</sup>	1 739	1 945	2 239	2 703	3 297	63	290	1 203	1 152	652	623
<b>A03 DRUGS FOR FUNCTIONAL GASTROINTESTINAL DISORDERS</b>	<b>65 509</b>	<b>69 717</b>	<b>72 136</b>	<b>66 873</b>	<b>66 735</b>	<b>70</b>	<b>1 103</b>	<b>21 666</b>	<b>26 024</b>	<b>17 942</b>	<b>13 659</b>
<b>A03A DRUGS FOR FUNCTIONAL GASTROINTESTINAL DISORDERS</b>	<b>3 150</b>	<b>3 568</b>	<b>4 373</b>	<b>4 596</b>	<b>4 733</b>	<b>55</b>	<b>201</b>	<b>979</b>	<b>1 609</b>	<b>1 944</b>	<b>2 034</b>
<b>A03AA Synthetic anticholinergics, esters with tertiary amino group</b>	<b>26</b>	<b>27</b>	<b>30</b>	<b>35</b>	<b>41</b>	<b>71</b>	<b>0</b>	<b>19</b>	<b>18</b>	<b>&lt;5</b>	<b>42</b>
A03AA04 mebeverine	26	27	30	34	40	70	0	18	18	<5	42
A03AA07 dicycloverine	0	0	0	<5	<5	-	0	<5	0	0	1
<b>A03AB Synthetic anticholinergics, quaternary ammonium compounds</b>	<b>160</b>	<b>214</b>	<b>497</b>	<b>666</b>	<b>907</b>	<b>49</b>	<b>6</b>	<b>41</b>	<b>280</b>	<b>580</b>	<b>437</b>
A03AB02 glycopyrronium bromide	155	206	491	662	901	49	6	40	276	579	430
A03AB05 propantheline	5	8	6	<5	6	17	0	<5	<5	<5	6
<b>A03AD Papaverine and derivatives</b>	<b>47</b>	<b>62</b>	<b>39</b>	<b>40</b>	<b>32</b>	<b>34</b>	<b>0</b>	<b>8</b>	<b>13</b>	<b>11</b>	<b>31</b>
A03AD01 papaverine	47	62	39	40	32	34	0	8	13	11	31
<b>A03AX Other drugs for functional gastrointestinal disorders</b>	<b>2 924</b>	<b>3 271</b>	<b>3 815</b>	<b>3 871</b>	<b>3 770</b>	<b>57</b>	<b>195</b>	<b>914</b>	<b>1 305</b>	<b>1 356</b>	<b>1 524</b>
A03AX13 silicones <sup>1)</sup>	2 924	3 271	3 815	3 871	3 770	57	195	914	1 305	1 356	1 524
<b>A03B BELLADONNA AND DERIVATIVES, PLAIN</b>	<b>1 910</b>	<b>2 134</b>	<b>2 390</b>	<b>2 475</b>	<b>2 590</b>	<b>60</b>	<b>14</b>	<b>1 092</b>	<b>1 082</b>	<b>402</b>	<b>1 170</b>
<b>A03BA Belladonna alkaloids, tertiary amines</b>	<b>1 510</b>	<b>1 670</b>	<b>1 825</b>	<b>1 876</b>	<b>1 918</b>	<b>60</b>	<b>6</b>	<b>839</b>	<b>771</b>	<b>302</b>	<b>776</b>
A03BA01 atropine	23	29	38	49	62	77	0	33	22	7	72
A03BA03 hyoscyamine	1 487	1 641	1 787	1 827	1 856	59	6	806	749	295	704

<sup>1)</sup>The ATC level comprises OTC medicinal products. The number of individuals is registered for prescription sales only.

## ATC group A

ATC level	2011	2012	2013	2014	2015	Share of women (%)	2015				2015
	Number of individuals						Number of individuals per age group				Sales in 1000 NOK
	<15	15-44	45-69	≥70							
<b>A03BB Belladonna alkaloids, semisynthetic, quaternary ammonium compounds</b>	<b>406</b>	<b>471</b>	<b>578</b>	<b>609</b>	<b>685</b>	<b>62</b>	<b>8</b>	<b>257</b>	<b>318</b>	<b>102</b>	<b>395</b>
A03BB01 butylscopolamine	386	458	564	596	672	62	7	255	309	101	390
A03BB03 methylscopolamine	21	13	14	14	14	57	<5	<5	9	<5	4
<b>A03C ANTISPASMODICS IN COMBINATION WITH PSYCHOLEPTICS</b>	<b>20</b>	<b>16</b>	<b>14</b>	<b>17</b>	<b>14</b>	<b>57</b>	<b>0</b>	<b>5</b>	<b>6</b>	<b>&lt;5</b>	<b>24</b>
<b>A03CA Synthetic anticholinergic agents in combination with psycholeptics</b>	<b>20</b>	<b>16</b>	<b>14</b>	<b>17</b>	<b>14</b>	<b>57</b>	<b>0</b>	<b>5</b>	<b>6</b>	<b>&lt;5</b>	<b>24</b>
A03CA02 clidinium and psycholeptics	20	16	14	17	14	57	0	5	6	<5	24
<b>A03F PROPULSIVES</b>	<b>61 221</b>	<b>64 906</b>	<b>66 521</b>	<b>60 905</b>	<b>60 654</b>	<b>72</b>	<b>892</b>	<b>19 835</b>	<b>23 833</b>	<b>16 094</b>	<b>10 431</b>
<b>A03FA Propulsives</b>	<b>61 221</b>	<b>64 906</b>	<b>66 521</b>	<b>60 905</b>	<b>60 654</b>	<b>72</b>	<b>892</b>	<b>19 835</b>	<b>23 833</b>	<b>16 094</b>	<b>10 431</b>
A03FA01 metoclopramide	61 099	64 774	66 391	60 805	60 560	72	879	19 810	23 800	16 071	10 228
A03FA02 cisapride	79	83	59	14	0	-	0	0	0	0	0
A03FA03 domperidone	71	62	80	94	96	65	13	28	33	22	182
A03FA05 alizapride	0	11	9	13	9	78	<5	<5	<5	<5	22
<b>A04 ANTIEMETICS AND ANTINAUSEANTS</b>	<b>14 669</b>	<b>15 274</b>	<b>16 026</b>	<b>17 283</b>	<b>18 970</b>	<b>62</b>	<b>405</b>	<b>3 870</b>	<b>9 427</b>	<b>5 268</b>	<b>41 911</b>
<b>A04A ANTIEMETICS AND ANTINAUSEANTS</b>	<b>14 669</b>	<b>15 274</b>	<b>16 026</b>	<b>17 283</b>	<b>18 970</b>	<b>62</b>	<b>405</b>	<b>3 870</b>	<b>9 427</b>	<b>5 268</b>	<b>41 911</b>
<b>A04AA Serotonin (5HT<sub>3</sub>) antagonists</b>	<b>11 986</b>	<b>12 407</b>	<b>12 856</b>	<b>14 005</b>	<b>15 452</b>	<b>61</b>	<b>347</b>	<b>2 809</b>	<b>7 603</b>	<b>4 693</b>	<b>31 082</b>
A04AA01 ondansetron	11 784	12 278	12 840	13 984	15 364	61	345	2 793	7 553	4 673	30 191
A04AA02 granisetron	<5	<5	<5	13	62	61	14	8	20	20	451
A04AA03 tropisetron	324	210	26	<5	<5	-	0	0	<5	0	1
A04AA05 palonosetron	<5	7	16	51	107	87	<5	21	65	20	440
<b>A04AD Other antiemetics</b>	<b>4 658</b>	<b>5 185</b>	<b>5 735</b>	<b>6 100</b>	<b>6 484</b>	<b>69</b>	<b>62</b>	<b>1 518</b>	<b>3 801</b>	<b>1 103</b>	<b>10 829</b>
A04AD01 scopolamine	2 400	2 318	2 424	2 393	2 487	58	60	904	1 089	434	940
A04AD10 dronabinol	5	5	0	0	0	-	0	0	0	0	0
A04AD12 aprepitant	2 269	2 873	3 323	3 724	4 009	76	<5	618	2 718	671	9 889
<b>A05 BILE AND LIVER THERAPY</b>	<b>2 303</b>	<b>2 600</b>	<b>2 728</b>	<b>2 891</b>	<b>3 005</b>	<b>76</b>	<b>74</b>	<b>917</b>	<b>1 435</b>	<b>579</b>	<b>7 526</b>
<b>A05A BILE THERAPY</b>	<b>2 303</b>	<b>2 600</b>	<b>2 728</b>	<b>2 891</b>	<b>3 005</b>	<b>76</b>	<b>74</b>	<b>917</b>	<b>1 435</b>	<b>579</b>	<b>7 526</b>
<b>A05AA Bile acid preparations</b>	<b>2 303</b>	<b>2 600</b>	<b>2 728</b>	<b>2 891</b>	<b>3 005</b>	<b>76</b>	<b>74</b>	<b>917</b>	<b>1 435</b>	<b>579</b>	<b>7 526</b>
A05AA02 ursodeoxycholic acid	2 303	2 600	2 728	2 891	3 005	76	74	917	1 435	579	7 526
<b>A06 DRUGS FOR CONSTIPATION</b>	<b>50 571</b>	<b>49 919</b>	<b>55 321</b>	<b>65 396</b>	<b>73 263</b>	<b>57</b>	<b>13 062</b>	<b>11 543</b>	<b>22 628</b>	<b>26 030</b>	<b>45 060</b>
<b>A06A DRUGS FOR CONSTIPATION</b>	<b>50 571</b>	<b>49 919</b>	<b>55 321</b>	<b>65 396</b>	<b>73 263</b>	<b>57</b>	<b>13 062</b>	<b>11 543</b>	<b>22 628</b>	<b>26 030</b>	<b>45 060</b>
A06AD15 macrogol	79	135	221	238	212	58	194	16	<5	0	219
<b>A06AA Softeners, emollients</b>	<b>208</b>	<b>368</b>	<b>743</b>	<b>1 113</b>	<b>1 166</b>	<b>53</b>	<b>145</b>	<b>169</b>	<b>342</b>	<b>510</b>	<b>698</b>
A06AA01 liquid paraffin <sup>1)</sup>	194	354	699	1 058	1 104	53	134	157	329	484	514

<sup>1)</sup>The ATC level comprises OTC medicinal products. The number of individuals is registered for prescription sales only.

## ATC group A

ATC level	2011	2012	2013	2014	2015	Share of women (%)	2015				2015
	Number of individuals						Number of individuals per age group				Sales in 1000 NOK
	<15	15-44	45-69	≥70							
<b>A06AB Contact laxatives</b>	<b>21 757</b>	<b>22 562</b>	<b>24 463</b>	<b>27 547</b>	<b>28 622</b>	<b>58</b>	<b>374</b>	<b>3 486</b>	<b>11 921</b>	<b>12 841</b>	<b>8 583</b>
A06AB02 bisacodyl <sup>1)</sup>	6 514	6 040	5 666	5 695	5 582	60	73	759	1 824	2 926	1 911
A06AB06 senna glycosides <sup>1)</sup>	4 322	2 820	2 216	1 758	1 474	66	11	136	353	974	851
A06AB08 sodium picosulfate <sup>1)</sup>	10 948	11 687	12 659	14 068	15 113	55	264	1 795	5 618	7 436	3 302
A06AB20 contact laxatives in combination <sup>1)</sup>	8	<5	<5	27	22	86	0	0	12	10	13
A06AB56 senna glycosides, combinations <sup>1)</sup>	12	11	8	36	53	77	0	<5	24	25	13
A06AB58 sodium picosulfate, combinations <sup>1)</sup>	1 581	3 535	5 410	7 598	7 976	59	32	924	4 674	2 346	2 494
<b>A06AC Bulk-forming laxatives</b>	<b>2 054</b>	<b>2 084</b>	<b>2 266</b>	<b>2 512</b>	<b>3 044</b>	<b>60</b>	<b>67</b>	<b>844</b>	<b>1 208</b>	<b>925</b>	<b>924</b>
A06AC01 ispaghula (psylla seeds) <sup>1)</sup>	2 054	2 084	2 266	2 511	3 044	60	67	844	1 208	925	924
A06AC51 ispaghula, combinations <sup>1)</sup>	0	0	0	<5	0	-	0	0	0	0	0
<b>A06AD Osmotically acting laxatives</b>	<b>30 596</b>	<b>29 225</b>	<b>32 163</b>	<b>39 173</b>	<b>45 962</b>	<b>55</b>	<b>12 432</b>	<b>6 792</b>	<b>11 467</b>	<b>15 271</b>	<b>20 648</b>
A06AD11 lactulose <sup>1)</sup>	14 513	14 603	14 837	16 205	16 612	51	756	2 231	5 908	7 717	4 545
A06AD12 lactitol	58	51	39	34	37	51	22	7	7	<5	31
A06AD17 sodium phosphate	7 334	2 813	2 015	1 686	1 055	55	0	170	554	331	230
A06AD65 macrogol, combinations <sup>1)</sup>	9 943	12 962	16 618	22 916	30 229	57	11 822	4 594	5 709	8 104	15 842
<b>A06AG Enemas</b>	<b>5 458</b>	<b>5 325</b>	<b>5 466</b>	<b>6 066</b>	<b>5 953</b>	<b>49</b>	<b>614</b>	<b>1 327</b>	<b>1 939</b>	<b>2 073</b>	<b>9 624</b>
A06AG02 bisacodyl <sup>1)</sup>	1 680	1 676	1 699	1 807	1 673	45	57	417	650	549	771
A06AG04 glycerol <sup>1)</sup>	905	861	763	832	789	49	140	242	207	200	4 583
A06AG10 docusate sodium, incl. combinations <sup>1)</sup>	1 484	1 369	1 412	1 619	1 573	50	105	337	549	582	2 234
A06AG11 sodium lauryl sulfoacetate, incl. combinations <sup>1)</sup>	1 826	1 786	1 920	2 192	2 270	50	325	402	660	883	2 035
<b>A06AH Peripheral opioid receptor antagonists</b>	<b>195</b>	<b>181</b>	<b>177</b>	<b>173</b>	<b>193</b>	<b>53</b>	<b>0</b>	<b>11</b>	<b>107</b>	<b>75</b>	<b>665</b>
A06AH01 methylnaltrexone bromide	195	181	177	173	138	54	0	6	83	49	591
A06AH03 naloxegol	0	0	0	0	58	50	0	5	27	26	74
<b>A06AX Other drugs for constipation</b>	<b>0</b>	<b>9</b>	<b>474</b>	<b>1 173</b>	<b>1 809</b>	<b>80</b>	<b>15</b>	<b>707</b>	<b>789</b>	<b>298</b>	<b>3 699</b>
A06AX01 glycerol <sup>1)</sup>	0	0	0	0	40	53	0	6	19	15	15
A06AX04 linaclotide	0	0	216	768	1 361	78	10	553	597	201	2 440
A06AX05 prucalopride	0	9	271	452	474	90	5	174	207	88	1 245
<b>A07 ANTIDIARRHEALS, INTESTINAL ANTI-INFLAMMATORY/ ANTIINFECTIVE AGENTS</b>	<b>72 492</b>	<b>73 982</b>	<b>77 004</b>	<b>80 519</b>	<b>82 797</b>	<b>58</b>	<b>7 646</b>	<b>22 057</b>	<b>33 874</b>	<b>19 220</b>	<b>157 904</b>
<b>A07A INTESTINAL ANTIINFECTIVES</b>	<b>32 204</b>	<b>32 358</b>	<b>33 905</b>	<b>35 179</b>	<b>35 302</b>	<b>64</b>	<b>7 025</b>	<b>8 802</b>	<b>11 932</b>	<b>7 543</b>	<b>15 874</b>
<b>A07AA Antibiotics</b>	<b>32 204</b>	<b>32 358</b>	<b>33 905</b>	<b>35 179</b>	<b>35 302</b>	<b>64</b>	<b>7 025</b>	<b>8 802</b>	<b>11 932</b>	<b>7 543</b>	<b>15 874</b>

<sup>1)</sup>The ATC level comprises OTC medicinal products. The number of individuals is registered for prescription sales only.

## ATC group A

ATC level	2011	2012	2013	2014	2015	Share of women (%)	2015				2015
	Number of individuals						Number of individuals per age group				Sales in 1000 NOK
	<15	15-44	45-69	≥70							
A07AA01 neomycin	0	0	37	28	<5	-	0	<5	0	0	2
A07AA02 nystatin	31 544	31 731	33 307	34 639	34 823	64	7 021	8 662	11 725	7 415	12 196
A07AA06 paromomycin	316	257	322	344	174	75	5	89	77	<5	154
A07AA09 vancomycin	200	234	238	239	259	59	<5	49	92	116	1 157
A07AA11 rifaximin	211	189	230	173	197	47	<5	61	111	23	2 229
A07AA12 fidaxomicin	0	<5	7	6	8	63	0	<5	0	6	136
<b>A07B</b> <b>INTESTINAL ADSORBENTS</b>	<b>84</b>	<b>102</b>	<b>103</b>	<b>127</b>	<b>175</b>	<b>63</b>	<b>13</b>	<b>65</b>	<b>77</b>	<b>20</b>	<b>38</b>
<b>A07BA</b> <b>Charcoal preparations</b>	<b>84</b>	<b>96</b>	<b>88</b>	<b>87</b>	<b>94</b>	<b>63</b>	<b>13</b>	<b>31</b>	<b>38</b>	<b>12</b>	<b>13</b>
A07BA01 medicinal charcoal <sup>1)</sup>	84	96	88	87	94	63	13	31	38	12	13
<b>A07BB</b> <b>Bismuth preparations</b>	<b>0</b>	<b>6</b>	<b>15</b>	<b>40</b>	<b>81</b>	<b>63</b>	<b>0</b>	<b>34</b>	<b>39</b>	<b>8</b>	<b>24</b>
<b>A07C</b> <b>ELECTROLYTES WITH CARBOHYDRATES</b>	<b>279</b>	<b>364</b>	<b>449</b>	<b>485</b>	<b>451</b>	<b>49</b>	<b>216</b>	<b>112</b>	<b>80</b>	<b>43</b>	<b>1 111</b>
<b>A07CA</b> <b>Oral rehydration salt formulations<sup>1)</sup></b>	<b>279</b>	<b>364</b>	<b>442</b>	<b>477</b>	<b>441</b>	<b>50</b>	<b>206</b>	<b>112</b>	<b>80</b>	<b>43</b>	<b>305</b>
<b>A07D</b> <b>ANTIPROPULSIVES</b>	<b>17 200</b>	<b>18 029</b>	<b>18 647</b>	<b>19 766</b>	<b>20 595</b>	<b>56</b>	<b>99</b>	<b>3 748</b>	<b>9 174</b>	<b>7 574</b>	<b>9 908</b>
<b>A07DA</b> <b>Antipropulsives</b>	<b>17 200</b>	<b>18 029</b>	<b>18 647</b>	<b>19 766</b>	<b>20 595</b>	<b>56</b>	<b>99</b>	<b>3 748</b>	<b>9 174</b>	<b>7 574</b>	<b>9 908</b>
A07DA01 diphenoxylate	<5	<5	<5	<5	<5	-	0	0	<5	0	6
A07DA02 opium	86	80	143	222	223	52	0	22	111	90	791
A07DA03 loperamide <sup>1)</sup>	16 933	17 714	18 322	19 563	20 232	56	99	3 630	9 022	7 481	9 005
A07DA53 loperamide, combinations <sup>1)</sup>	283	359	361	197	362	55	0	129	148	85	107
<b>A07E</b> <b>INTESTINAL ANTI-INFLAMMATORY AGENTS</b>	<b>23 690</b>	<b>24 490</b>	<b>25 613</b>	<b>26 772</b>	<b>28 213</b>	<b>52</b>	<b>240</b>	<b>9 545</b>	<b>13 653</b>	<b>4 775</b>	<b>128 919</b>
<b>A07EA</b> <b>Corticosteroids acting locally</b>	<b>5 155</b>	<b>5 208</b>	<b>5 549</b>	<b>5 833</b>	<b>6 061</b>	<b>61</b>	<b>64</b>	<b>1 836</b>	<b>2 805</b>	<b>1 356</b>	<b>17 613</b>
A07EA01 prednisolone	1 292	1 222	1 175	1 144	87	48	9	29	38	11	56
A07EA02 hydrocortisone	408	356	327	324	340	69	<5	93	187	57	621
A07EA06 budesonide	3 583	3 766	4 153	4 476	5 719	61	53	1 749	2 622	1 295	16 936
<b>A07EB</b> <b>Antiallergic agents, excl. corticosteroids</b>	<b>64</b>	<b>50</b>	<b>35</b>	<b>43</b>	<b>46</b>	<b>78</b>	<b>5</b>	<b>13</b>	<b>25</b>	<b>&lt;5</b>	<b>706</b>
A07EB01 cromoglicic acid	64	50	35	43	46	78	5	13	25	<5	706
<b>A07EC</b> <b>Aminosalicic acid and similar agents</b>	<b>20 669</b>	<b>21 351</b>	<b>22 091</b>	<b>23 001</b>	<b>24 100</b>	<b>50</b>	<b>199</b>	<b>8 523</b>	<b>11 731</b>	<b>3 647</b>	<b>110 437</b>
A07EC01 sulfasalazine	5 966	5 803	5 666	5 730	5 759	56	13	1 354	3 264	1 128	6 900
A07EC02 mesalazine	14 229	15 091	16 050	16 914	18 007	48	190	7 068	8 305	2 444	100 413
A07EC03 olsalazine	452	406	381	346	343	43	<5	73	201	68	1 179
A07EC04 balsalazide	687	613	589	555	528	42	0	163	263	102	1 944
<b>A07F</b> <b>ANTIDIARRHEAL MICROORGANISMS</b>	<b>1 507</b>	<b>1 244</b>	<b>1 228</b>	<b>1 241</b>	<b>1 146</b>	<b>73</b>	<b>36</b>	<b>525</b>	<b>474</b>	<b>111</b>	<b>1 862</b>
<b>A07FA</b> <b>Antidiarrheal microorganisms</b>	<b>1 507</b>	<b>1 244</b>	<b>1 228</b>	<b>1 241</b>	<b>1 146</b>	<b>73</b>	<b>36</b>	<b>525</b>	<b>474</b>	<b>111</b>	<b>1 862</b>

<sup>1)</sup>The ATC level comprises OTC medicinal products. The number of individuals is registered for prescription sales only.

## ATC group A

ATC level	2011	2012	2013	2014	2015	Share of women (%)	2015				2015	
	Number of individuals						Number of individuals per age group				Sales in 1000 NOK	
	<15	15-44	45-69	≥70								
A07FA01	lactic acid producing organisms	912	768	806	769	698	75	12	371	294	21	1 496
A07FA02	saccharomyces boulardii	381	431	505	556	528	71	19	209	208	92	294
A07FA51	lactic acid producing organisms, combinations	0	16	14	13	20	85	5	10	<5	<5	47
<b>A07X</b>	<b>OTHER ANTIDIARRHEALS</b>	<b>117</b>	<b>64</b>	<b>43</b>	<b>28</b>	<b>65</b>	<b>49</b>	<b>51</b>	<b>8</b>	<b>&lt;5</b>	<b>&lt;5</b>	<b>14</b>
<b>A07XA</b>	<b>Other antidiarrheals</b>	<b>117</b>	<b>64</b>	<b>43</b>	<b>28</b>	<b>65</b>	<b>49</b>	<b>51</b>	<b>8</b>	<b>&lt;5</b>	<b>&lt;5</b>	<b>14</b>
A07XA04	racecadotril	0	0	0	18	57	44	51	<5	<5	<5	10
<b>A08</b>	<b>ANTIOBESITY PREPARATIONS, EXCL. DIET PRODUCTS</b>	<b>10 373</b>	<b>7 674</b>	<b>7 245</b>	<b>6 718</b>	<b>6 353</b>	<b>76</b>	<b>&lt;5</b>	<b>2 181</b>	<b>3 544</b>	<b>626</b>	<b>11 180</b>
<b>A08A</b>	<b>ANTIOBESITY PREPARATIONS, EXCL. DIET PRODUCTS</b>	<b>10 373</b>	<b>7 674</b>	<b>7 245</b>	<b>6 718</b>	<b>6 353</b>	<b>76</b>	<b>&lt;5</b>	<b>2 181</b>	<b>3 544</b>	<b>626</b>	<b>11 180</b>
<b>A08AB</b>	<b>Peripherally acting antiobesity products</b>	<b>10 373</b>	<b>7 674</b>	<b>7 245</b>	<b>6 718</b>	<b>6 353</b>	<b>76</b>	<b>&lt;5</b>	<b>2 181</b>	<b>3 544</b>	<b>626</b>	<b>11 180</b>
A08AB01	orlistat	10 373	7 674	7 245	6 718	6 353	76	<5	2 181	3 544	626	11 180
<b>A09</b>	<b>DIGESTIVES, INCL. ENZYMES</b>	<b>5 758</b>	<b>5 740</b>	<b>5 720</b>	<b>5 755</b>	<b>5 927</b>	<b>56</b>	<b>111</b>	<b>783</b>	<b>2 803</b>	<b>2 230</b>	<b>17 473</b>
<b>A09A</b>	<b>DIGESTIVES, INCL. ENZYMES</b>	<b>5 758</b>	<b>5 740</b>	<b>5 720</b>	<b>5 755</b>	<b>5 927</b>	<b>56</b>	<b>111</b>	<b>783</b>	<b>2 803</b>	<b>2 230</b>	<b>17 473</b>
<b>A09AA</b>	<b>Enzyme preparations</b>	<b>5 699</b>	<b>5 692</b>	<b>5 637</b>	<b>5 682</b>	<b>5 851</b>	<b>56</b>	<b>110</b>	<b>751</b>	<b>2 777</b>	<b>2 213</b>	<b>17 376</b>
A09AA02	multienzymes (lipase, protease etc.) <sup>1)</sup>	5 699	5 687	5 628	5 675	5 841	56	110	745	2 774	2 212	17 352
<b>A09AB</b>	<b>Acid preparations</b>	<b>61</b>	<b>52</b>	<b>63</b>	<b>62</b>	<b>50</b>	<b>72</b>	<b>&lt;5</b>	<b>13</b>	<b>16</b>	<b>20</b>	<b>63</b>
A09AB01	glutamic acid hydrochloride <sup>1)</sup>	54	39	45	33	36	69	0	8	9	19	54
A09AB02	betaine hydrochloride	<5	<5	10	22	10	80	<5	<5	5	0	9
A09AB03	hydrochloric acid <sup>1)</sup>	6	10	8	7	<5	-	0	<5	<5	<5	1
<b>A09AC</b>	<b>Enzyme and acid preparations, combinations</b>	<b>17</b>	<b>9</b>	<b>33</b>	<b>23</b>	<b>31</b>	<b>81</b>	<b>0</b>	<b>20</b>	<b>11</b>	<b>0</b>	<b>34</b>
A09AC01	pepsin and acid preparations	0	0	0	0	5	100	0	<5	<5	0	3
A09AC02	multienzymes and acid preparations <sup>1)</sup>	17	9	33	23	26	77	0	17	9	0	31
<b>A10</b>	<b>DRUGS USED IN DIABETES</b>	<b>156 542</b>	<b>161 132</b>	<b>165 315</b>	<b>170 510</b>	<b>176 608</b>	<b>43</b>	<b>1 911</b>	<b>24 265</b>	<b>90 003</b>	<b>60 429</b>	<b>760 094</b>
<b>A10A</b>	<b>INSULINS AND ANALOGUES</b>	<b>54 994</b>	<b>56 508</b>	<b>58 187</b>	<b>59 814</b>	<b>61 553</b>	<b>43</b>	<b>1 888</b>	<b>14 627</b>	<b>27 456</b>	<b>17 582</b>	<b>369 441</b>
<b>A10AB</b>	<b>Insulins and analogues for injection, fast-acting</b>	<b>35 659</b>	<b>36 959</b>	<b>38 386</b>	<b>39 569</b>	<b>40 723</b>	<b>43</b>	<b>1 882</b>	<b>13 311</b>	<b>17 624</b>	<b>7 906</b>	<b>140 640</b>
A10AB01	insulin (human)	1 403	1 294	1 144	1 024	911	41	<5	114	494	299	1 867
A10AB04	insulin lispro	9 021	9 118	9 462	9 808	10 213	42	319	3 911	4 543	1 440	37 533
A10AB05	insulin aspart	25 860	27 075	28 325	29 240	30 066	43	1 649	9 488	12 728	6 201	99 737
A10AB06	insulin glulisine	404	379	408	418	430	49	<5	145	236	48	1 503

<sup>1)</sup>The ATC level comprises OTC medicinal products. The number of individuals is registered for prescription sales only.

## ATC group A

ATC level	2011	2012	2013	2014	2015	Share of women (%)	2015				2015
	Number of individuals						Number of individuals per age group				Sales in 1000 NOK
	<15	15-44	45-69	≥70							
<b>A10AC Insulins and analogues for injection, intermediate-acting</b>	<b>31 916</b>	<b>32 046</b>	<b>32 559</b>	<b>33 085</b>	<b>33 612</b>	<b>41</b>	<b>535</b>	<b>4 776</b>	<b>15 927</b>	<b>12 374</b>	<b>101 813</b>
A10AC01 insulin (human)	31 916	32 046	32 559	33 085	33 612	41	535	4 776	15 927	12 374	101 813
<b>A10AD Insulins and analogues for injection, intermediate- or long-acting combined with fast-acting</b>	<b>8 304</b>	<b>7 706</b>	<b>7 154</b>	<b>6 561</b>	<b>5 935</b>	<b>42</b>	<b>&lt;5</b>	<b>364</b>	<b>2 497</b>	<b>3 070</b>	<b>27 441</b>
A10AD01 insulin (human)	<5	<5	0	0	0	-	0	0	0	0	0
A10AD03 insulin (pork)	<5	0	0	<5	0	-	0	0	0	0	0
A10AD04 insulin lispro	643	609	645	616	541	43	<5	109	233	198	2 203
A10AD05 insulin aspart	7 672	7 111	6 522	5 957	5 401	42	<5	256	2 266	2 876	25 237
<b>A10AE Insulins and analogues for injection, long-acting</b>	<b>15 222</b>	<b>16 426</b>	<b>17 686</b>	<b>18 621</b>	<b>19 701</b>	<b>44</b>	<b>763</b>	<b>7 321</b>	<b>8 748</b>	<b>2 869</b>	<b>99 546</b>
A10AE02 insulin (beef)	<5	<5	<5	<5	0	-	0	0	0	0	0
A10AE04 insulin glargine	9 559	10 629	11 727	12 573	13 620	44	247	5 082	6 250	2 041	63 909
A10AE05 insulin detemir	5 927	6 023	6 207	6 258	6 274	45	530	2 319	2 575	850	34 947
A10AE06 insulin degludec	0	0	0	5	127	57	<5	50	61	14	690
<b>A10B BLOOD GLUCOSE LOWERING DRUGS, EXCL. INSULINS</b>	<b>121 207</b>	<b>125 155</b>	<b>128 629</b>	<b>133 291</b>	<b>139 067</b>	<b>43</b>	<b>26</b>	<b>11 291</b>	<b>75 981</b>	<b>51 769</b>	<b>390 654</b>
<b>A10BA Biguanides</b>	<b>103 523</b>	<b>105 196</b>	<b>106 357</b>	<b>108 023</b>	<b>110 635</b>	<b>44</b>	<b>18</b>	<b>9 797</b>	<b>61 592</b>	<b>39 228</b>	<b>55 150</b>
A10BA02 metformin	103 523	105 196	106 357	108 023	110 635	44	18	9 797	61 592	39 228	55 150
<b>A10BB Sulfonylureas</b>	<b>43 116</b>	<b>40 676</b>	<b>38 381</b>	<b>36 011</b>	<b>34 198</b>	<b>39</b>	<b>9</b>	<b>1 412</b>	<b>17 402</b>	<b>15 375</b>	<b>16 222</b>
A10BB01 glibenclamide	1 343	1 190	1 098	981	812	43	6	38	342	426	562
A10BB02 chlorpropamide	<5	<5	0	0	0	-	0	0	0	0	0
A10BB07 glipizide	4 281	3 860	3 413	3 055	2 789	40	<5	61	1 166	1 561	1 641
A10BB12 glimepiride	37 733	35 800	34 007	32 090	30 774	39	<5	1 319	15 964	13 489	14 019
<b>A10BD Combinations of oral blood glucose lowering drugs</b>	<b>10 974</b>	<b>13 316</b>	<b>15 765</b>	<b>18 386</b>	<b>20 720</b>	<b>35</b>	<b>0</b>	<b>1 211</b>	<b>13 328</b>	<b>6 181</b>	<b>88 577</b>
A10BD05 metformin and pioglitazone	35	26	30	34	36	36	0	<5	26	7	133
A10BD07 metformin and sitagliptin	4 053	5 228	6 295	7 751	9 168	35	0	545	5 869	2 754	38 114
A10BD08 metformin and vildagliptin	7 030	8 175	9 360	10 120	10 634	36	0	594	6 823	3 217	45 844
A10BD10 metformin and saxagliptin	0	0	43	81	109	33	0	6	72	31	439
A10BD11 metformin and linagliptin	0	0	166	369	533	36	0	39	342	152	2 066
A10BD15 metformin and dapagliflozin	0	0	0	165	436	34	0	37	325	74	1 974
A10BD20 metformin and empagliflozin	0	0	0	0	<5	-	0	0	<5	0	7
<b>A10BF Alpha glucosidase inhibitors</b>	<b>701</b>	<b>640</b>	<b>597</b>	<b>519</b>	<b>495</b>	<b>47</b>	<b>0</b>	<b>44</b>	<b>236</b>	<b>215</b>	<b>666</b>
A10BF01 acarbose	701	640	597	519	495	47	0	44	236	215	666
<b>A10BG Thiazolidinediones</b>	<b>1 912</b>	<b>1 642</b>	<b>1 579</b>	<b>1 553</b>	<b>1 500</b>	<b>40</b>	<b>0</b>	<b>51</b>	<b>926</b>	<b>523</b>	<b>3 269</b>

## ATC group A

ATC level	2011	2012	2013	2014	2015	Share of women (%)	2015				2015
	Number of individuals						Number of individuals per age group				Sales in 1000 NOK
	<15	15-44	45-69	≥70							
A10BG02 rosiglitazone	20	<5	0	0	0	-	0	0	0	0	0
A10BG03 pioglitazone	1 894	1 641	1 579	1 553	1 500	40	0	51	926	523	3 269
<b>A10BH Dipeptidyl peptidase 4 (DPP-4) inhibitors</b>	<b>9 436</b>	<b>11 112</b>	<b>13 439</b>	<b>16 324</b>	<b>19 044</b>	<b>41</b>	<b>0</b>	<b>899</b>	<b>9 855</b>	<b>8 290</b>	<b>74 576</b>
A10BH01 sitagliptin	6 711	7 209	7 621	8 852	10 156	41	0	547	5 637	3 972	39 907
A10BH02 vildagliptin	1 274	1 755	2 289	2 520	2 540	45	0	117	1 260	1 163	8 783
A10BH03 saxagliptin	1 616	1 767	1 684	1 547	1 438	40	0	63	862	513	6 167
A10BH05 linagliptin	0	609	2 145	3 715	5 223	40	0	182	2 233	2 808	19 718
<b>A10BX Other blood glucose lowering drugs, excl. insulins</b>	<b>3 523</b>	<b>5 430</b>	<b>7 805</b>	<b>12 938</b>	<b>17 642</b>	<b>42</b>	<b>0</b>	<b>1 720</b>	<b>12 400</b>	<b>3 522</b>	<b>152 194</b>
A10BX02 repaglinide	252	237	213	208	184	38	0	6	91	87	323
A10BX03 nateglinide	9	10	0	0	0	-	0	0	0	0	0
A10BX04 exenatide	795	874	972	1 067	1 317	45	0	143	930	244	10 540
A10BX07 liraglutide	2 605	4 433	5 666	6 716	7 489	46	0	861	5 275	1 353	94 566
A10BX09 dapagliflozin	0	0	1 311	5 717	8 479	40	0	692	6 058	1 729	37 754
A10BX10 lixisenatide	0	0	73	488	939	40	0	103	683	153	5 449
A10BX12 empagliflozin	0	0	0	0	1 102	37	0	102	780	220	2 243
A10BX14 dulaglutide	0	0	0	0	335	44	0	47	242	46	1 320
<b>A11 VITAMINS</b>	<b>102 139</b>	<b>119 090</b>	<b>128 838</b>	<b>156 142</b>	<b>186 495</b>	<b>60</b>	<b>2 337</b>	<b>55 708</b>	<b>71 359</b>	<b>57 091</b>	<b>107 666</b>
<b>A11A MULTIVITAMINS, COMBINATIONS</b>	<b>28</b>	<b>96</b>	<b>138</b>	<b>163</b>	<b>175</b>	<b>47</b>	<b>82</b>	<b>84</b>	<b>9</b>	<b>0</b>	<b>756</b>
<b>A11AA Multivitamins with minerals</b>	<b>28</b>	<b>96</b>	<b>138</b>	<b>163</b>	<b>175</b>	<b>47</b>	<b>82</b>	<b>84</b>	<b>9</b>	<b>0</b>	<b>756</b>
A11AA03 multivitamins and other minerals, incl. combinations	28	96	138	163	175	47	82	84	9	0	756
<b>A11B MULTIVITAMINS, PLAIN</b>	<b>74</b>	<b>69</b>	<b>44</b>	<b>49</b>	<b>55</b>	<b>56</b>	<b>42</b>	<b>12</b>	<b>&lt;5</b>	<b>0</b>	<b>51</b>
<b>A11BA Multivitamins, plain</b>	<b>74</b>	<b>69</b>	<b>44</b>	<b>49</b>	<b>55</b>	<b>56</b>	<b>42</b>	<b>12</b>	<b>&lt;5</b>	<b>0</b>	<b>51</b>
<b>A11C VITAMIN A AND D, INCL. COMBINATIONS OF THE TWO</b>	<b>17 026</b>	<b>25 182</b>	<b>34 758</b>	<b>59 107</b>	<b>85 731</b>	<b>59</b>	<b>1 789</b>	<b>36 182</b>	<b>31 889</b>	<b>15 871</b>	<b>39 195</b>
<b>A11CA Vitamin A, plain</b>	<b>42</b>	<b>58</b>	<b>51</b>	<b>76</b>	<b>75</b>	<b>68</b>	<b>5</b>	<b>30</b>	<b>36</b>	<b>&lt;5</b>	<b>195</b>
A11CA01 retinol (vit A)	20	37	35	57	63	68	<5	24	31	<5	101
A11CA02 betacarotene	22	21	16	19	12	67	<5	6	5	0	94
<b>A11CC Vitamin D and analogues</b>	<b>16 992</b>	<b>25 144</b>	<b>34 722</b>	<b>59 054</b>	<b>85 690</b>	<b>59</b>	<b>1 785</b>	<b>36 166</b>	<b>31 870</b>	<b>15 869</b>	<b>39 000</b>
A11CC01 ergocalciferol	8 654	13 289	49	26	43	60	0	15	27	<5	44
A11CC03 alfacalcidol	4 123	4 861	4 730	4 732	4 849	47	127	674	1 847	2 201	7 254
A11CC04 calcitriol	2 632	2 947	3 068	2 971	3 118	46	6	452	1 266	1 394	3 904
A11CC05 colecalciferol	1 733	4 421	27 121	51 625	78 187	61	1 658	35 144	28 950	12 435	27 799

## ATC group A

ATC level		2011	2012	2013	2014	2015	Share of women (%)	2015				2015
		Number of individuals						Number of individuals per age group				Sales in 1000 NOK
								<15	15-44	45-69	≥70	
<b>A11D</b>	<b>VITAMIN B1, PLAIN AND IN COMBINATION WITH VITAMIN B6 AND B12</b>	<b>749</b>	<b>800</b>	<b>784</b>	<b>897</b>	<b>1 005</b>	<b>37</b>	<b>19</b>	<b>162</b>	<b>576</b>	<b>248</b>	<b>860</b>
<b>A11DA</b>	<b>Vitamin B1, plain</b>	<b>739</b>	<b>788</b>	<b>774</b>	<b>887</b>	<b>996</b>	<b>36</b>	<b>19</b>	<b>162</b>	<b>570</b>	<b>245</b>	<b>854</b>
A11DA01	thiamine (vit B1) <sup>1)</sup>	739	788	774	887	996	36	19	162	570	245	854
<b>A11DB</b>	<b>Vitamin B1 in combination with vitamin B6 and/or vitamin B12</b>	<b>10</b>	<b>12</b>	<b>10</b>	<b>10</b>	<b>9</b>	<b>78</b>	<b>0</b>	<b>0</b>	<b>6</b>	<b>&lt;5</b>	<b>6</b>
<b>A11E</b>	<b>VITAMIN B-COMPLEX, INCL. COMBINATIONS</b>	<b>82 349</b>	<b>92 535</b>	<b>93 711</b>	<b>99 994</b>	<b>107 718</b>	<b>60</b>	<b>339</b>	<b>21 997</b>	<b>42 505</b>	<b>42 877</b>	<b>63 910</b>
<b>A11EA</b>	<b>Vitamin B-complex, plain<sup>1)</sup></b>	<b>80 810</b>	<b>91 094</b>	<b>92 410</b>	<b>98 567</b>	<b>106 195</b>	<b>60</b>	<b>291</b>	<b>21 664</b>	<b>41 949</b>	<b>42 291</b>	<b>62 763</b>
<b>A11EB</b>	<b>Vitamin B-complex with vitamin C<sup>1)</sup></b>	<b>155</b>	<b>231</b>	<b>270</b>	<b>593</b>	<b>711</b>	<b>57</b>	<b>8</b>	<b>250</b>	<b>285</b>	<b>168</b>	<b>191</b>
<b>A11EX</b>	<b>Vitamin B-complex, other combinations</b>	<b>1 443</b>	<b>1 278</b>	<b>1 083</b>	<b>946</b>	<b>916</b>	<b>38</b>	<b>40</b>	<b>93</b>	<b>325</b>	<b>458</b>	<b>956</b>
<b>A11G</b>	<b>ASCORBIC ACID (VITAMIN C), INCL. COMBINATIONS</b>	<b>3 759</b>	<b>3 674</b>	<b>3 502</b>	<b>3 424</b>	<b>3 033</b>	<b>66</b>	<b>11</b>	<b>313</b>	<b>734</b>	<b>1 975</b>	<b>1 050</b>
<b>A11GA</b>	<b>Ascorbic acid (vitamin C), plain</b>	<b>3 759</b>	<b>3 674</b>	<b>3 502</b>	<b>3 424</b>	<b>3 033</b>	<b>66</b>	<b>11</b>	<b>313</b>	<b>734</b>	<b>1 975</b>	<b>1 050</b>
A11GA01	ascorbic acid (vit C) <sup>1)</sup>	3 759	3 674	3 502	3 424	3 033	66	11	313	734	1 975	1 050
<b>A11H</b>	<b>OTHER PLAIN VITAMIN PREPARATIONS</b>	<b>1 730</b>	<b>1 589</b>	<b>1 757</b>	<b>1 742</b>	<b>1 425</b>	<b>61</b>	<b>168</b>	<b>689</b>	<b>414</b>	<b>154</b>	<b>1 415</b>
<b>A11HA</b>	<b>Other plain vitamin preparations</b>	<b>1 730</b>	<b>1 589</b>	<b>1 757</b>	<b>1 742</b>	<b>1 425</b>	<b>61</b>	<b>168</b>	<b>689</b>	<b>414</b>	<b>154</b>	<b>1 415</b>
A11HA01	nicotinamide <sup>1)</sup>	11	19	11	20	28	54	0	5	18	5	16
A11HA02	pyridoxine (vit B6) <sup>1)</sup>	1 134	1 109	1 374	1 398	1 091	64	84	610	293	104	547
A11HA03	tocopherol (vit E) <sup>1)</sup>	412	320	289	261	255	48	66	60	87	42	548
A11HA04	riboflavin (vit B2) <sup>1)</sup>	11	9	21	20	18	56	6	<5	6	<5	11
A11HA05	biotin	0	0	<5	8	13	54	8	<5	0	<5	206
A11HA06	pyridoxal phosphate	161	131	56	35	21	81	<5	9	10	<5	16
A11HA08	tocofersolan	<5	<5	<5	<5	5	80	5	0	0	0	72
<b>A11J</b>	<b>OTHER VITAMIN PRODUCTS, COMBINATIONS</b>	<b>91</b>	<b>94</b>	<b>79</b>	<b>70</b>	<b>74</b>	<b>49</b>	<b>52</b>	<b>10</b>	<b>&lt;5</b>	<b>8</b>	<b>369</b>
<b>A11JA</b>	<b>Combinations of vitamins</b>	<b>53</b>	<b>55</b>	<b>62</b>	<b>63</b>	<b>71</b>	<b>46</b>	<b>52</b>	<b>9</b>	<b>&lt;5</b>	<b>8</b>	<b>367</b>
<b>A11JB</b>	<b>Vitamins with minerals</b>	<b>38</b>	<b>39</b>	<b>17</b>	<b>7</b>	<b>&lt;5</b>	<b>100</b>	<b>0</b>	<b>&lt;5</b>	<b>&lt;5</b>	<b>0</b>	<b>2</b>
<b>A12</b>	<b>MINERAL SUPPLEMENTS</b>	<b>111 514</b>	<b>125 551</b>	<b>134 766</b>	<b>141 438</b>	<b>149 661</b>	<b>78</b>	<b>472</b>	<b>11 396</b>	<b>61 047</b>	<b>76 746</b>	<b>118 723</b>
<b>A12A</b>	<b>CALCIUM</b>	<b>91 211</b>	<b>104 462</b>	<b>113 047</b>	<b>120 033</b>	<b>128 570</b>	<b>81</b>	<b>270</b>	<b>10 065</b>	<b>53 947</b>	<b>64 288</b>	<b>95 036</b>
<b>A12AA</b>	<b>Calcium</b>	<b>1 137</b>	<b>1 071</b>	<b>1 005</b>	<b>1 089</b>	<b>1 182</b>	<b>66</b>	<b>85</b>	<b>197</b>	<b>475</b>	<b>425</b>	<b>1 343</b>
A12AA02	calcium glubionate	<5	6	<5	<5	0	-	0	0	0	0	0
A12AA03	calcium gluconate	0	0	0	0	<5	-	<5	0	0	0	4
A12AA04	calcium carbonate <sup>1)</sup>	188	<5	0	0	0	-	0	0	0	0	0
A12AA06	calcium lactate gluconate <sup>1)</sup>	928	1 034	984	1 084	1 174	66	81	197	472	424	1 336

<sup>1)</sup>The ATC level comprises OTC medicinal products. The number of individuals is registered for prescription sales only.



ATC level	2011	2012	2013	2014	2015	Share of women (%)	2015				2015
	Number of individuals						Number of individuals per age group				Sales in 1000 NOK
	<15	15-44	45-69	≥70							
A12AA12 calcium acetate anhydrous	24	32	18	0	0	-	0	0	0	0	0
<b>A12AX Calcium, combinations with vitamin D and/or other drugs<sup>1)</sup></b>	<b>90 245</b>	<b>103 588</b>	<b>112 275</b>	<b>119 215</b>	<b>127 665</b>	<b>81</b>	<b>185</b>	<b>9 914</b>	<b>53 578</b>	<b>63 988</b>	<b>93 693</b>
<b>A12B POTASSIUM</b>	<b>20 029</b>	<b>20 998</b>	<b>21 980</b>	<b>21 246</b>	<b>20 534</b>	<b>63</b>	<b>98</b>	<b>1 062</b>	<b>6 614</b>	<b>12 760</b>	<b>16 423</b>
<b>A12BA Potassium</b>	<b>20 029</b>	<b>20 998</b>	<b>21 980</b>	<b>21 246</b>	<b>20 534</b>	<b>63</b>	<b>98</b>	<b>1 062</b>	<b>6 614</b>	<b>12 760</b>	<b>16 423</b>
A12BA01 potassium chloride <sup>1)</sup>	18 295	19 060	19 870	19 251	18 463	64	19	865	5 932	11 647	12 105
A12BA02 potassium citrate <sup>1)</sup>	2 034	2 268	2 446	2 347	3 034	63	83	244	910	1 797	4 288
A12BA30 combinations	<5	<5	5	<5	6	50	0	<5	<5	<5	31
<b>A12C OTHER MINERAL SUPPLEMENTS</b>	<b>4 809</b>	<b>5 401</b>	<b>5 736</b>	<b>6 704</b>	<b>7 447</b>	<b>59</b>	<b>121</b>	<b>604</b>	<b>2 602</b>	<b>4 120</b>	<b>6 891</b>
<b>A12CA Sodium</b>	<b>878</b>	<b>983</b>	<b>1 182</b>	<b>1 440</b>	<b>1 850</b>	<b>67</b>	<b>7</b>	<b>79</b>	<b>549</b>	<b>1 215</b>	<b>1 314</b>
A12CA01 sodium chloride <sup>1)</sup>	878	983	1 182	1 440	1 850	67	7	79	549	1 215	1 314
<b>A12CB Zinc</b>	<b>697</b>	<b>769</b>	<b>714</b>	<b>711</b>	<b>622</b>	<b>64</b>	<b>38</b>	<b>132</b>	<b>202</b>	<b>250</b>	<b>434</b>
A12CB01 zinc sulfate	697	769	714	711	622	64	38	132	202	250	434
<b>A12CC Magnesium</b>	<b>3 300</b>	<b>3 717</b>	<b>3 941</b>	<b>4 684</b>	<b>5 112</b>	<b>56</b>	<b>74</b>	<b>398</b>	<b>1 908</b>	<b>2 732</b>	<b>5 059</b>
A12CC01 magnesium chloride	0	0	0	0	<5	-	0	0	<5	0	0
A12CC04 magnesium citrate	0	0	0	0	18	44	<5	<5	11	<5	14
A12CC10 magnesium oxide	103	174	164	158	188	53	8	22	72	86	218
A12CC30 magnesium (different salts in combination) <sup>1)</sup>	3 212	3 563	3 792	4 549	4 906	56	43	374	1 836	2 653	4 357
<b>A12CX Other mineral products</b>	<b>0</b>	<b>0</b>	<b>&lt;5</b>	<b>7</b>	<b>10</b>	<b>70</b>	<b>&lt;5</b>	<b>&lt;5</b>	<b>&lt;5</b>	<b>&lt;5</b>	<b>84</b>
<b>A13 TONICS</b>	<b>0</b>	<b>0</b>	<b>0</b>	<b>0</b>	<b>&lt;5</b>	<b>-</b>	<b>0</b>	<b>&lt;5</b>	<b>0</b>	<b>0</b>	<b>1</b>
<b>A14 ANABOLIC AGENTS FOR SYSTEMIC USE</b>	<b>866</b>	<b>885</b>	<b>1 008</b>	<b>1 229</b>	<b>1 274</b>	<b>86</b>	<b>0</b>	<b>314</b>	<b>858</b>	<b>102</b>	<b>1 115</b>
<b>A14A ANABOLIC STEROIDS</b>	<b>866</b>	<b>885</b>	<b>1 008</b>	<b>1 229</b>	<b>1 274</b>	<b>86</b>	<b>0</b>	<b>314</b>	<b>858</b>	<b>102</b>	<b>1 115</b>
<b>A14AA Androstan derivatives</b>	<b>841</b>	<b>847</b>	<b>963</b>	<b>1 187</b>	<b>1 226</b>	<b>88</b>	<b>0</b>	<b>299</b>	<b>826</b>	<b>101</b>	<b>785</b>
A14AA07 prasterone	841	847	963	1 187	1 224	88	0	297	826	101	761
A14AA08 oxandrolone	0	0	0	0	<5	-	0	<5	0	0	23
<b>A14AB Estren derivatives</b>	<b>25</b>	<b>24</b>	<b>26</b>	<b>29</b>	<b>28</b>	<b>0</b>	<b>0</b>	<b>9</b>	<b>18</b>	<b>&lt;5</b>	<b>79</b>
A14AB01 nandrolone	25	24	26	29	28	0	0	9	18	<5	79
<b>A16 OTHER ALIMENTARY TRACT AND METABOLISM PRODUCTS</b>	<b>663</b>	<b>604</b>	<b>507</b>	<b>402</b>	<b>389</b>	<b>54</b>	<b>119</b>	<b>151</b>	<b>94</b>	<b>25</b>	<b>225 053</b>
<b>A16A OTHER ALIMENTARY TRACT AND METABOLISM PRODUCTS</b>	<b>335</b>	<b>379</b>	<b>396</b>	<b>377</b>	<b>387</b>	<b>53</b>	<b>119</b>	<b>149</b>	<b>94</b>	<b>25</b>	<b>225 049</b>
<b>A16AA Amino acids and derivatives</b>	<b>131</b>	<b>157</b>	<b>164</b>	<b>184</b>	<b>197</b>	<b>53</b>	<b>91</b>	<b>66</b>	<b>24</b>	<b>16</b>	<b>11 876</b>
A16AA01 levocarnitine	79	86	99	128	144	50	86	41	6	11	2 625
A16AA03 glutamine	19	11	17	13	16	81	0	<5	11	<5	32

<sup>1)</sup>The ATC level comprises OTC medicinal products. The number of individuals is registered for prescription sales only.

## ATC group A

ATC level	2011	2012	2013	2014	2015	Share of women (%)	2015				2015
	Number of individuals						Number of individuals per age group				Sales in 1000 NOK
	<15	15-44	45-69	≥70							
A16AA04 mercaptamine	8	8	8	9	9	44	<5	6	0	0	8 097
A16AA06 betaine	20	22	23	23	25	48	5	16	<5	0	1 117
<b>A16AB Enzymes</b>	<b>56</b>	<b>59</b>	<b>65</b>	<b>69</b>	<b>80</b>	<b>40</b>	<b>7</b>	<b>32</b>	<b>35</b>	<b>6</b>	<b>171 258</b>
A16AB02 imiglucerase	7	<5	7	8	9	56	0	<5	5	<5	21 693
A16AB03 agalsidase alfa	33	34	24	22	20	45	0	7	8	5	34 299
A16AB04 agalsidase beta	7	14	23	30	39	33	<5	19	19	0	62 229
A16AB05 laronidase	<5	0	<5	<5	0	-	0	0	0	0	0
A16AB07 alglucosidase alfa	<5	<5	<5	<5	<5	-	0	0	<5	0	12 561
A16AB08 galsulfase	0	<5	<5	<5	<5	-	<5	0	0	0	12 343
A16AB09 idursulfase	<5	<5	<5	<5	<5	-	<5	<5	0	0	8 994
A16AB10 velaglucerase alfa	6	5	5	<5	<5	-	0	<5	<5	0	7 631
A16AB12 elosulfase alfa	0	0	0	0	<5	-	<5	<5	0	0	11 507
<b>A16AX Various alimentary tract and metabolism products</b>	<b>151</b>	<b>166</b>	<b>170</b>	<b>129</b>	<b>114</b>	<b>63</b>	<b>22</b>	<b>51</b>	<b>37</b>	<b>&lt;5</b>	<b>41 916</b>
A16AX01 thioctic acid	109	113	118	67	53	72	0	17	32	<5	43
A16AX03 sodium phenylbutyrate	<5	<5	<5	<5	<5	-	<5	0	0	0	70
A16AX04 nitisinone	14	14	16	17	16	31	11	5	0	0	12 875
A16AX05 zinc acetate	8	11	11	16	13	62	<5	8	<5	0	154
A16AX06 miglustat	<5	<5	<5	5	6	50	<5	<5	0	0	5 827
A16AX07 sapropterin	15	22	20	23	21	71	<5	16	<5	0	18 607
A16AX08 teduglutide	0	0	0	0	<5	-	0	<5	0	0	3 481
A16AX10 eliglustat	0	0	0	0	<5	-	0	0	<5	0	859

## 2.8 ATC group B – Blood and bloodforming organs

ATC level	2011	2012	2013	2014	2015	Share of women (%)	2015				2015
	Number of individuals						Number of individuals per age group				Sales in 1000 NOK
	<15	15–44	45–69	≥70							
<b>B BLOOD AND BLOOD FORMING ORGANS</b>	<b>597 921</b>	<b>617 386</b>	<b>629 097</b>	<b>640 752</b>	<b>658 174</b>	<b>50</b>	<b>3 485</b>	<b>68 169</b>	<b>275 848</b>	<b>310 672</b>	<b>1 388 539</b>
<b>B01 ANTITHROMBOTIC AGENTS</b>	<b>497 174</b>	<b>509 369</b>	<b>519 085</b>	<b>525 382</b>	<b>533 664</b>	<b>44</b>	<b>467</b>	<b>23 709</b>	<b>222 169</b>	<b>287 319</b>	<b>839 137</b>
<b>B01A ANTITHROMBOTIC AGENTS</b>	<b>497 174</b>	<b>509 369</b>	<b>519 085</b>	<b>525 382</b>	<b>533 664</b>	<b>44</b>	<b>467</b>	<b>23 709</b>	<b>222 169</b>	<b>287 319</b>	<b>839 137</b>
<b>B01AA Vitamin K antagonists</b>	<b>92 222</b>	<b>94 810</b>	<b>88 089</b>	<b>77 829</b>	<b>69 356</b>	<b>39</b>	<b>47</b>	<b>2 139</b>	<b>18 326</b>	<b>48 844</b>	<b>61 693</b>
B01AA01 dicoumarol	93	81	70	63	51	57	0	<5	20	27	296
B01AA02 phenindione	15	<5	<5	<5	0	–	0	0	0	0	0
B01AA03 warfarin	92 133	94 729	88 017	77 768	69 305	39	47	2 135	18 306	48 817	61 397
<b>B01AB Heparin group</b>	<b>42 027</b>	<b>46 978</b>	<b>49 253</b>	<b>50 686</b>	<b>54 112</b>	<b>59</b>	<b>223</b>	<b>11 757</b>	<b>24 053</b>	<b>18 079</b>	<b>127 712</b>
B01AB01 heparin	943	1 056	1 141	1 208	1 176	56	142	171	540	323	1 788
B01AB04 dalteparin	25 588	28 632	28 495	27 593	31 783	59	56	6 344	14 549	10 834	74 514
B01AB05 enoxaparin	16 078	17 952	20 454	22 723	21 964	59	30	5 376	9 353	7 205	51 409
B01AB10 tinzaparin	6	7	10	<5	0	–	0	0	0	0	0
<b>B01AC Platelet aggregation inhibitors excl. heparin</b>	<b>394 911</b>	<b>399 674</b>	<b>400 083</b>	<b>397 630</b>	<b>396 096</b>	<b>43</b>	<b>213</b>	<b>9 746</b>	<b>175 183</b>	<b>210 954</b>	<b>258 529</b>
B01AC04 clopidogrel	29 470	28 352	25 620	25 595	26 627	38	<5	554	11 127	14 942	26 483
B01AC05 ticlopidine	273	229	187	180	132	51	0	<5	44	85	367
B01AC06 acetylsalicylic acid	377 738	379 980	378 066	373 993	370 921	43	212	9 247	165 176	196 286	101 758
B01AC07 dipyridamole	19 501	19 782	19 830	19 569	19 030	43	0	231	6 993	11 806	22 797
B01AC09 epoprostenol	<5	<5	<5	<5	<5	–	0	0	<5	0	960
B01AC11 iloprost	6	10	9	8	<5	–	0	0	<5	<5	1 152
B01AC21 treprostinil	8	9	15	16	17	65	<5	9	7	0	31 637
B01AC22 prasugrel	487	1 130	1 711	1 748	1 745	18	0	115	1 332	298	7 590
B01AC24 ticagrelor	26	2 341	6 773	8 737	9 021	24	0	375	6 011	2 635	45 925
B01AC30 combinations	11 324	13 223	14 622	15 576	16 240	43	0	303	6 550	9 387	19 861
B01AC56 acetylsalicylic acid, combinations with proton pump inhibitors	0	80	312	0	0	–	0	0	0	0	0
<b>B01AD Enzymes</b>	<b>&lt;5</b>	<b>&lt;5</b>	<b>&lt;5</b>	<b>&lt;5</b>	<b>&lt;5</b>	<b>–</b>	<b>&lt;5</b>	<b>0</b>	<b>&lt;5</b>	<b>0</b>	<b>551</b>
B01AD02 alteplase	<5	<5	<5	<5	<5	–	<5	0	<5	0	551
<b>B01AE Direct thrombin inhibitors</b>	<b>1 168</b>	<b>4 102</b>	<b>13 879</b>	<b>15 363</b>	<b>13 846</b>	<b>40</b>	<b>0</b>	<b>134</b>	<b>4 200</b>	<b>9 512</b>	<b>101 035</b>
B01AE07 dabigatran etexilate	1 168	4 102	13 879	15 363	13 846	40	0	134	4 200	9 512	101 035
<b>B01AF Direct factor Xa inhibitors</b>	<b>899</b>	<b>1 666</b>	<b>15 590</b>	<b>28 933</b>	<b>45 983</b>	<b>44</b>	<b>0</b>	<b>1 613</b>	<b>15 168</b>	<b>29 202</b>	<b>289 550</b>
B01AF01 rivaroxaban	899	1 332	13 426	20 801	25 490	43	0	1 229	8 955	15 306	171 776
B01AF02 apixaban	0	335	2 261	8 647	21 511	46	0	415	6 516	14 580	117 774
<b>B01AX Other antithrombotic agents</b>	<b>8</b>	<b>5</b>	<b>6</b>	<b>10</b>	<b>12</b>	<b>58</b>	<b>0</b>	<b>&lt;5</b>	<b>6</b>	<b>&lt;5</b>	<b>68</b>
B01AX05 fondaparinux	8	5	6	10	12	58	0	<5	6	<5	68
<b>B02 ANTIHEMORRHAGICS</b>	<b>12 954</b>	<b>13 337</b>	<b>13 981</b>	<b>13 806</b>	<b>13 683</b>	<b>92</b>	<b>303</b>	<b>6 675</b>	<b>5 984</b>	<b>721</b>	<b>321 162</b>

## ATC group B

ATC level		2011	2012	2013	2014	2015	Share of women (%)	2015				2015 Sales in 1000 NOK
		Number of individuals						Number of individuals per age group				
								<15	15-44	45-69	≥70	
<b>B02A</b>	<b>ANTIFIBRINOLYTICS</b>	<b>12 577</b>	<b>12 908</b>	<b>13 492</b>	<b>13 307</b>	<b>13 149</b>	<b>94</b>	<b>190</b>	<b>6 468</b>	<b>5 878</b>	<b>613</b>	<b>5 957</b>
<b>B02AA</b>	<b>Amino acids</b>	<b>12 575</b>	<b>12 906</b>	<b>13 490</b>	<b>13 305</b>	<b>13 147</b>	<b>94</b>	<b>190</b>	<b>6 466</b>	<b>5 878</b>	<b>613</b>	<b>4 910</b>
B02AA02	tranexamic acid	12 575	12 906	13 490	13 305	13 147	94	190	6 466	5 878	613	4 910
<b>B02AB</b>	<b>Proteinase inhibitors</b>	<b>&lt;5</b>	<b>&lt;5</b>	<b>&lt;5</b>	<b>&lt;5</b>	<b>&lt;5</b>	<b>-</b>	<b>0</b>	<b>&lt;5</b>	<b>0</b>	<b>0</b>	<b>1 047</b>
B02AB02	alfa1 antitrypsin	<5	<5	<5	<5	<5	-	0	<5	0	0	1 047
<b>B02B</b>	<b>VITAMIN K AND OTHER HEMOSTATICS</b>	<b>427</b>	<b>507</b>	<b>564</b>	<b>585</b>	<b>623</b>	<b>37</b>	<b>135</b>	<b>235</b>	<b>135</b>	<b>118</b>	<b>315 205</b>
<b>B02BA</b>	<b>Vitamin K</b>	<b>208</b>	<b>224</b>	<b>246</b>	<b>255</b>	<b>256</b>	<b>65</b>	<b>54</b>	<b>97</b>	<b>28</b>	<b>77</b>	<b>136</b>
B02BA01	phytomenadione	208	224	246	255	256	65	54	97	28	77	136
<b>B02BB</b>	<b>Fibrinogen</b>	<b>&lt;5</b>	<b>&lt;5</b>	<b>&lt;5</b>	<b>&lt;5</b>	<b>&lt;5</b>	<b>-</b>	<b>0</b>	<b>0</b>	<b>&lt;5</b>	<b>0</b>	<b>140</b>
B02BB01	fibrinogen, human	<5	<5	<5	<5	<5	-	0	0	<5	0	140
<b>B02BC</b>	<b>Local hemostatics</b>	<b>0</b>	<b>0</b>	<b>0</b>	<b>&lt;5</b>	<b>&lt;5</b>	<b>-</b>	<b>0</b>	<b>0</b>	<b>&lt;5</b>	<b>0</b>	<b>1</b>
B02BC30	combinations	0	0	0	<5	<5	-	0	0	<5	0	1
<b>B02BD</b>	<b>Blood coagulation factors</b>	<b>190</b>	<b>241</b>	<b>258</b>	<b>255</b>	<b>274</b>	<b>7</b>	<b>81</b>	<b>123</b>	<b>64</b>	<b>6</b>	<b>296 137</b>
B02BD01	coagulation factor IX, II, VII and X in combination	<5	<5	<5	<5	<5	-	0	0	<5	0	542
B02BD02	coagulation factor VIII	132	169	176	181	189	1	65	78	44	<5	242 412
B02BD03	factor VIII inhibitor bypassing activity	7	6	9	9	9	0	<5	<5	<5	<5	15 615
B02BD04	coagulation factor IX	30	37	42	34	43	0	11	24	6	<5	16 778
B02BD06	von Willebrand factor and coagulation factor VIII in combination	9	14	15	15	16	56	<5	7	6	<5	3 152
B02BD07	coagulation factor XIII	0	<5	<5	<5	<5	-	0	0	<5	0	92
B02BD08	eptacog alfa (activated)	7	10	12	11	10	40	<5	5	<5	0	6 858
B02BD09	nonacog alfa	<5	<5	<5	<5	<5	-	0	<5	<5	0	3 015
B02BD10	von Willebrand factor	<5	<5	<5	<5	<5	67	0	<5	0	0	7 674
<b>B02BX</b>	<b>Other systemic hemostatics</b>	<b>28</b>	<b>41</b>	<b>59</b>	<b>72</b>	<b>91</b>	<b>49</b>	<b>0</b>	<b>15</b>	<b>41</b>	<b>35</b>	<b>18 791</b>
B02BX04	romiplostim	15	17	20	17	23	39	0	5	10	8	8 187
B02BX05	eltrombopag	15	25	39	59	72	50	0	12	31	29	10 604
<b>B03</b>	<b>ANTI-ANEMIC PREPARATIONS</b>	<b>135 640</b>	<b>144 891</b>	<b>146 457</b>	<b>153 275</b>	<b>164 480</b>	<b>66</b>	<b>2 481</b>	<b>40 454</b>	<b>63 556</b>	<b>57 989</b>	<b>138 645</b>
<b>B03A</b>	<b>IRON PREPARATIONS</b>	<b>25 072</b>	<b>25 887</b>	<b>27 377</b>	<b>30 345</b>	<b>33 821</b>	<b>70</b>	<b>1 548</b>	<b>11 012</b>	<b>7 573</b>	<b>13 688</b>	<b>11 528</b>
<b>B03AA</b>	<b>Iron bivalent, oral preparations</b>	<b>23 597</b>	<b>24 308</b>	<b>25 635</b>	<b>28 787</b>	<b>32 262</b>	<b>69</b>	<b>1 542</b>	<b>10 215</b>	<b>7 052</b>	<b>13 453</b>	<b>9 605</b>
B03AA01	ferrous glycine sulfate <sup>1)</sup>	4 189	4 998	6 968	8 738	9 509	74	162	3 588	2 207	3 552	4 806
B03AA02	ferrous fumarate <sup>1)</sup>	1 324	1 361	1 466	1 653	1 603	52	1 049	289	95	170	295
B03AA03	ferrous gluconate	52	0	0	0	0	-	0	0	0	0	0
B03AA07	ferrous sulfate <sup>1)</sup>	18 255	18 290	17 470	18 750	21 555	69	346	6 441	4 822	9 946	4 505

<sup>1)</sup>The ATC level comprises OTC medicinal products. The number of individuals is registered for prescription sales only.

## ATC group B

ATC level	2011	2012	2013	2014	2015	Share of women (%)	2015				2015
	Number of individuals						Number of individuals per age group				Sales in 1000 NOK
	<15	15-44	45-69	≥70							
<b>B03AC Iron, parenteral preparations</b>	<b>1 577</b>	<b>1 699</b>	<b>1 869</b>	<b>1 667</b>	<b>1 701</b>	<b>87</b>	<b>6</b>	<b>856</b>	<b>561</b>	<b>278</b>	<b>1 923</b>
<b>B03B VITAMIN B12 AND FOLIC ACID</b>	<b>113 339</b>	<b>122 260</b>	<b>122 663</b>	<b>126 638</b>	<b>134 400</b>	<b>66</b>	<b>1 002</b>	<b>31 081</b>	<b>56 875</b>	<b>45 442</b>	<b>39 035</b>
<b>B03BA Vitamin B12 (cyanocobalamin and analogues)</b>	<b>79 008</b>	<b>85 534</b>	<b>83 417</b>	<b>86 841</b>	<b>97 510</b>	<b>68</b>	<b>249</b>	<b>23 565</b>	<b>38 749</b>	<b>34 947</b>	<b>21 567</b>
B03BA01 cyanocobalamin	7 469	8 514	8 210	12 835	15 172	68	64	4 749	6 030	4 329	3 084
B03BA02 cyanocobalamin tannin complex	40 827	44 239	43 570	9 831	0	-	0	0	0	0	0
B03BA03 hydroxocobalamin	32 969	35 304	33 807	68 906	85 101	68	181	19 590	33 845	31 485	18 224
<b>B03BA05 mecobalamin</b>	<b>91</b>	<b>125</b>	<b>211</b>	<b>253</b>	<b>257</b>	<b>83</b>	<b>&lt;5</b>	<b>100</b>	<b>138</b>	<b>16</b>	<b>251</b>
<b>B03BB Folic acid and derivatives</b>	<b>39 074</b>	<b>41 739</b>	<b>44 258</b>	<b>44 288</b>	<b>40 730</b>	<b>60</b>	<b>769</b>	<b>8 144</b>	<b>19 663</b>	<b>12 154</b>	<b>17 468</b>
B03BB01 folic acid <sup>1)</sup>	39 074	41 739	44 258	44 288	40 684	60	769	8 119	19 642	12 154	17 422
<b>B03X OTHER ANTIANEMIC PREPARATIONS</b>	<b>3 456</b>	<b>3 440</b>	<b>3 287</b>	<b>3 391</b>	<b>3 491</b>	<b>39</b>	<b>23</b>	<b>340</b>	<b>1 141</b>	<b>1 987</b>	<b>88 082</b>
<b>B03XA Other antianemic preparations</b>	<b>3 456</b>	<b>3 440</b>	<b>3 287</b>	<b>3 391</b>	<b>3 491</b>	<b>39</b>	<b>23</b>	<b>340</b>	<b>1 141</b>	<b>1 987</b>	<b>88 082</b>
B03XA01 erythropoietin	279	280	255	267	284	42	<5	24	93	166	8 076
B03XA02 darbepoetin alfa	2 704	2 871	2 778	2 897	2 985	38	23	295	982	1 685	74 363
B03XA03 methoxy polyethylene glycol-epoetin beta	516	446	291	261	244	38	0	22	74	148	5 644
<b>B06 OTHER HEMATOLOGICAL AGENTS</b>	<b>52</b>	<b>81</b>	<b>84</b>	<b>95</b>	<b>109</b>	<b>64</b>	<b>&lt;5</b>	<b>57</b>	<b>42</b>	<b>6</b>	<b>57 836</b>
<b>B06A OTHER HEMATOLOGICAL AGENTS</b>	<b>52</b>	<b>81</b>	<b>84</b>	<b>95</b>	<b>109</b>	<b>64</b>	<b>&lt;5</b>	<b>57</b>	<b>42</b>	<b>6</b>	<b>57 836</b>
B06AA Enzymes	5	<5	<5	10	9	89	0	6	<5	0	10
B06AA03 hyaluronidase	<5	<5	<5	10	9	89	0	6	<5	0	10
B06AA55 streptokinase, combinations	<5	0	0	0	0	-	0	0	0	0	0
<b>B06AB Other hem products</b>	<b>&lt;5</b>	<b>&lt;5</b>	<b>&lt;5</b>	<b>0</b>	<b>0</b>	<b>-</b>	<b>0</b>	<b>0</b>	<b>0</b>	<b>0</b>	<b>0</b>
<b>B06AC Drugs used in hereditary angioedema</b>	<b>46</b>	<b>76</b>	<b>80</b>	<b>85</b>	<b>100</b>	<b>62</b>	<b>&lt;5</b>	<b>51</b>	<b>39</b>	<b>6</b>	<b>57 826</b>
B06AC01 c1-inhibitor, plasma derived	29	44	55	58	63	63	<5	36	19	5	40 311
B06AC02 icatibant	23	53	57	58	65	62	<5	35	26	<5	17 515
B06AC04 conestat alfa	0	<5	<5	<5	0	-	0	0	0	0	0

<sup>1)</sup>The ATC level comprises OTC medicinal products. The number of individuals is registered for prescription sales only.

## 2.9 ATC group C – Cardiovascular system

ATC level	2011	2012	2013	2014	2015	Share of women (%)	2015				2015
	Number of individuals						Number of individuals per age group				Sales in 1000 NOK
	<15	15–44	45–69	≥70							
<b>C</b> <b>CARDIOVASCULAR SYSTEM</b>	<b>998 461</b>	<b>1 019 237</b>	<b>1 040 279</b>	<b>1 060 258</b>	<b>1 076 122</b>	<b>50</b>	<b>7 995</b>	<b>102 068</b>	<b>547 369</b>	<b>418 690</b>	<b>1 555 085</b>
<b>C01</b> <b>CARDIAC THERAPY</b>	<b>120 544</b>	<b>119 110</b>	<b>113 974</b>	<b>113 020</b>	<b>108 859</b>	<b>47</b>	<b>5 896</b>	<b>8 871</b>	<b>36 393</b>	<b>57 699</b>	<b>91 308</b>
<b>C01A</b> <b>CARDIAC GLYCOSIDES</b>	<b>23 214</b>	<b>20 106</b>	<b>16 077</b>	<b>14 059</b>	<b>12 895</b>	<b>49</b>	<b>21</b>	<b>88</b>	<b>2 223</b>	<b>10 563</b>	<b>4 777</b>
<b>C01AA</b> <b>Digitalis glycosides</b>	<b>23 214</b>	<b>20 106</b>	<b>16 077</b>	<b>14 059</b>	<b>12 895</b>	<b>49</b>	<b>21</b>	<b>88</b>	<b>2 223</b>	<b>10 563</b>	<b>4 777</b>
C01AA04    digitoxin	22 197	14 057	3 070	932	655	50	0	<5	86	566	231
C01AA05    digoxin	1 084	10 662	14 333	13 213	12 276	49	21	85	2 143	10 027	4 546
<b>C01B</b> <b>ANTIARRHYTHMICS, CLASS I AND III</b>	<b>12 400</b>	<b>13 122</b>	<b>13 951</b>	<b>14 593</b>	<b>15 232</b>	<b>37</b>	<b>74</b>	<b>570</b>	<b>7 361</b>	<b>7 227</b>	<b>34 084</b>
<b>C01BA</b> <b>Antiarrhythmics, class Ia</b>	<b>131</b>	<b>121</b>	<b>114</b>	<b>103</b>	<b>91</b>	<b>55</b>	<b>0</b>	<b>5</b>	<b>26</b>	<b>60</b>	<b>231</b>
C01BA01    quinidine	5	<5	<5	<5	<5	–	0	0	0	<5	8
C01BA03    disopyramide	126	117	112	101	89	54	0	5	26	58	223
<b>C01BB</b> <b>Antiarrhythmics, class Ib</b>	<b>17</b>	<b>18</b>	<b>17</b>	<b>26</b>	<b>33</b>	<b>27</b>	<b>0</b>	<b>8</b>	<b>18</b>	<b>7</b>	<b>502</b>
C01BB01    lidocaine	0	<5	0	0	0	–	0	0	0	0	0
C01BB02    mexiletine	17	17	17	26	33	27	0	8	18	7	502
<b>C01BC</b> <b>Antiarrhythmics, class Ic</b>	<b>6 735</b>	<b>7 036</b>	<b>7 373</b>	<b>7 599</b>	<b>7 753</b>	<b>41</b>	<b>72</b>	<b>417</b>	<b>4 428</b>	<b>2 836</b>	<b>15 257</b>
C01BC03    propafenone	5	<5	<5	6	5	40	0	0	5	0	9
C01BC04    flecainide	6 730	7 033	7 371	7 593	7 748	41	72	417	4 423	2 836	15 248
<b>C01BD</b> <b>Antiarrhythmics, class III</b>	<b>5 809</b>	<b>6 269</b>	<b>6 750</b>	<b>7 168</b>	<b>7 717</b>	<b>32</b>	<b>&lt;5</b>	<b>156</b>	<b>3 111</b>	<b>4 447</b>	<b>18 095</b>
C01BD01    amiodarone	4 912	5 236	5 593	5 785	5 978	30	<5	120	2 245	3 610	4 299
C01BD07    dronedarone	1 034	1 166	1 269	1 526	1 924	39	0	41	972	911	13 795
<b>C01C</b> <b>CARDIAC STIMULANTS EXCL. CARDIAC GLYCOSIDES</b>	<b>15 618</b>	<b>18 389</b>	<b>19 662</b>	<b>22 877</b>	<b>21 910</b>	<b>59</b>	<b>5 803</b>	<b>7 405</b>	<b>7 025</b>	<b>1 677</b>	<b>17 781</b>
<b>C01CA</b> <b>Adrenergic and dopaminergic agents</b>	<b>15 618</b>	<b>18 389</b>	<b>19 662</b>	<b>22 877</b>	<b>21 910</b>	<b>59</b>	<b>5 803</b>	<b>7 405</b>	<b>7 025</b>	<b>1 677</b>	<b>17 781</b>
C01CA01    etilefrine	112	110	100	102	63	62	0	13	28	22	106
C01CA02    isoprenaline	0	<5	0	0	0	–	0	0	0	0	0
C01CA06    phenylephrine	0	0	<5	<5	0	–	0	0	0	0	0
C01CA17    midodrine	20	20	28	29	44	43	<5	15	13	15	353
C01CA24    epinephrine	15 480	18 251	19 530	22 741	21 808	59	5 802	7 379	6 987	1 640	17 316
C01CA26    ephedrine	8	8	6	8	<5	–	0	<5	0	0	5
<b>C01D</b> <b>VASODILATORS USED IN CARDIAC DISEASES</b>	<b>75 844</b>	<b>73 279</b>	<b>69 136</b>	<b>65 803</b>	<b>62 788</b>	<b>46</b>	<b>0</b>	<b>834</b>	<b>20 703</b>	<b>41 251</b>	<b>34 153</b>
<b>C01DA</b> <b>Organic nitrates</b>	<b>75 844</b>	<b>73 279</b>	<b>69 136</b>	<b>65 802</b>	<b>62 788</b>	<b>46</b>	<b>0</b>	<b>834</b>	<b>20 703</b>	<b>41 251</b>	<b>34 151</b>
C01DA02    glyceryl trinitrate	58 282	56 629	53 076	50 736	48 658	44	0	786	18 142	29 730	10 893
C01DA08    isosorbide dinitrate	1 950	1 705	1 377	1 154	934	51	0	5	113	816	735
C01DA14    isosorbide mononitrate	31 873	30 300	28 711	27 090	25 698	49	0	102	5 234	20 362	22 523
<b>C01DX</b> <b>Other vasodilators used in cardiac diseases</b>	<b>0</b>	<b>0</b>	<b>0</b>	<b>&lt;5</b>	<b>&lt;5</b>	<b>–</b>	<b>0</b>	<b>0</b>	<b>&lt;5</b>	<b>&lt;5</b>	<b>2</b>
C01DX12    molsidomine	0	0	0	<5	<5	–	0	0	<5	<5	2

ATC level	2011	2012	2013	2014	2015	Share of women (%)	2015				2015
	Number of individuals						Number of individuals per age group				Sales in 1000 NOK
	<15	15-44	45-69	≥70							
<b>C01E OTHER CARDIAC PREPARATIONS</b>	<b>67</b>	<b>11</b>	<b>29</b>	<b>62</b>	<b>82</b>	<b>48</b>	<b>0</b>	<b>22</b>	<b>33</b>	<b>27</b>	<b>514</b>
<b>C01EB Other cardiac preparations</b>	<b>67</b>	<b>11</b>	<b>29</b>	<b>62</b>	<b>82</b>	<b>48</b>	<b>0</b>	<b>22</b>	<b>33</b>	<b>27</b>	<b>514</b>
C01EB09 ubidecarenone	59	0	0	0	0	-	0	0	0	0	0
C01EB15 trimetazidine	6	7	8	5	5	60	0	0	<5	<5	6
C01EB17 ivabradine	0	<5	15	42	57	54	0	22	21	14	323
C01EB18 ranolazine	0	0	6	15	20	25	0	0	8	12	185
<b>C02 ANTIHYPERTENSIVES</b>	<b>17 597</b>	<b>17 548</b>	<b>17 267</b>	<b>16 927</b>	<b>16 811</b>	<b>28</b>	<b>23</b>	<b>710</b>	<b>7 477</b>	<b>8 601</b>	<b>89 850</b>
<b>C02A ANTIADRENERGIC AGENTS, CENTRALLY ACTING</b>	<b>6 521</b>	<b>6 520</b>	<b>6 532</b>	<b>6 476</b>	<b>6 460</b>	<b>39</b>	<b>&lt;5</b>	<b>288</b>	<b>3 328</b>	<b>2 841</b>	<b>6 173</b>
<b>C02AB Methyldopa</b>	<b>107</b>	<b>88</b>	<b>65</b>	<b>60</b>	<b>54</b>	<b>74</b>	<b>0</b>	<b>26</b>	<b>19</b>	<b>9</b>	<b>149</b>
C02AB01 methyldopa (levorotatory)	107	88	65	60	54	74	0	26	19	9	149
<b>C02AC Imidazoline receptor agonists</b>	<b>6 427</b>	<b>6 440</b>	<b>6 476</b>	<b>6 426</b>	<b>6 415</b>	<b>39</b>	<b>&lt;5</b>	<b>262</b>	<b>3 317</b>	<b>2 833</b>	<b>6 024</b>
C02AC01 clonidine	85	80	92	100	97	54	<5	25	57	12	200
C02AC05 moxonidine	6 342	6 361	6 385	6 327	6 319	39	0	237	3 261	2 821	5 824
<b>C02C ANTIADRENERGIC AGENTS, PERIPHERALLY ACTING</b>	<b>11 285</b>	<b>11 263</b>	<b>10 952</b>	<b>10 636</b>	<b>10 485</b>	<b>20</b>	<b>&lt;5</b>	<b>388</b>	<b>4 279</b>	<b>5 817</b>	<b>13 550</b>
<b>C02CA Alpha-adrenoreceptor antagonists</b>	<b>11 285</b>	<b>11 263</b>	<b>10 952</b>	<b>10 636</b>	<b>10 485</b>	<b>20</b>	<b>&lt;5</b>	<b>388</b>	<b>4 279</b>	<b>5 817</b>	<b>13 550</b>
C02CA01 prazosin	0	0	35	62	77	58	<5	49	25	<5	93
C02CA04 doxazosin	11 285	11 263	10 920	10 574	10 411	20	0	339	4 257	5 815	13 457
<b>C02D ARTERIOLAR SMOOTH MUSCLE, AGENTS ACTING ON</b>	<b>317</b>	<b>318</b>	<b>335</b>	<b>337</b>	<b>360</b>	<b>30</b>	<b>&lt;5</b>	<b>18</b>	<b>146</b>	<b>192</b>	<b>477</b>
<b>C02DB Hydrazinophthalazine derivatives</b>	<b>288</b>	<b>294</b>	<b>316</b>	<b>306</b>	<b>312</b>	<b>30</b>	<b>&lt;5</b>	<b>8</b>	<b>114</b>	<b>186</b>	<b>212</b>
C02DB02 hydralazine	288	294	316	306	312	30	<5	8	114	186	212
<b>C02DC Pyrimidine derivatives</b>	<b>29</b>	<b>23</b>	<b>20</b>	<b>31</b>	<b>48</b>	<b>25</b>	<b>0</b>	<b>10</b>	<b>32</b>	<b>6</b>	<b>265</b>
C02DC01 minoxidil	29	23	20	31	48	25	0	10	32	6	265
<b>C02DD Nitroferricyanide derivatives</b>	<b>0</b>	<b>&lt;5</b>	<b>0</b>	<b>0</b>	<b>0</b>	<b>-</b>	<b>0</b>	<b>0</b>	<b>0</b>	<b>0</b>	<b>0</b>
C02DD01 nitroprusside	0	<5	0	0	0	-	0	0	0	0	0
<b>C02K OTHER ANTIHYPERTENSIVES</b>	<b>161</b>	<b>178</b>	<b>193</b>	<b>230</b>	<b>268</b>	<b>69</b>	<b>15</b>	<b>76</b>	<b>131</b>	<b>46</b>	<b>69 649</b>
<b>C02KD Serotonin antagonists</b>	<b>20</b>	<b>14</b>	<b>13</b>	<b>12</b>	<b>11</b>	<b>91</b>	<b>0</b>	<b>&lt;5</b>	<b>6</b>	<b>&lt;5</b>	<b>372</b>
C02KD01 ketanserin	20	14	13	12	11	91	0	<5	6	<5	372
<b>C02KX Antihypertensives for pulmonary arterial hypertension</b>	<b>142</b>	<b>166</b>	<b>182</b>	<b>219</b>	<b>258</b>	<b>69</b>	<b>15</b>	<b>74</b>	<b>126</b>	<b>43</b>	<b>69 277</b>
C02KX01 bosentan	114	124	132	133	117	72	15	42	44	16	27 064
C02KX02 ambrisentan	33	46	50	56	55	73	0	14	32	9	14 522
C02KX04 macitentan	0	0	0	38	87	64	0	21	49	17	24 249

## ATC group C

ATC level	2011	2012	2013	2014	2015	Share of women (%)	2015				2015
	Number of individuals						Number of individuals per age group				Sales in 1000 NOK
	<15	15-44	45-69	≥70							
C02KX05 riociguat	0	0	0	7	11	36	0	0	5	6	3 442
<b>C03 DIURETICS</b>	<b>208 905</b>	<b>201 895</b>	<b>194 790</b>	<b>187 627</b>	<b>180 739</b>	<b>60</b>	<b>211</b>	<b>7 091</b>	<b>65 142</b>	<b>108 295</b>	<b>97 157</b>
<b>C03A LOW-CEILING DIURETICS, THIAZIDES</b>	<b>53 889</b>	<b>49 049</b>	<b>44 778</b>	<b>40 867</b>	<b>37 629</b>	<b>61</b>	<b>10</b>	<b>1 301</b>	<b>18 035</b>	<b>18 283</b>	<b>17 855</b>
<b>C03AA Thiazides, plain</b>	<b>16 033</b>	<b>14 935</b>	<b>14 014</b>	<b>13 431</b>	<b>12 993</b>	<b>57</b>	<b>8</b>	<b>528</b>	<b>6 299</b>	<b>6 158</b>	<b>3 852</b>
C03AA01 bendroflumethiazide	<5	0	0	0	0	-	0	0	0	0	0
C03AA03 hydrochlorothiazide	16 032	14 935	14 014	13 431	12 993	57	8	528	6 299	6 158	3 852
<b>C03AB Thiazides and potassium in combination</b>	<b>38 130</b>	<b>34 269</b>	<b>30 853</b>	<b>27 545</b>	<b>24 718</b>	<b>63</b>	<b>&lt;5</b>	<b>777</b>	<b>11 777</b>	<b>12 162</b>	<b>14 002</b>
C03AB01 bendroflumethiazide and potassium	38 130	34 269	30 853	27 545	24 718	63	<5	777	11 777	12 162	14 002
<b>C03B LOW-CEILING DIURETICS, EXCL. THIAZIDES</b>	<b>6</b>	<b>8</b>	<b>9</b>	<b>17</b>	<b>14</b>	<b>57</b>	<b>0</b>	<b>&lt;5</b>	<b>&lt;5</b>	<b>11</b>	<b>48</b>
<b>C03BA Sulfonamides, plain</b>	<b>6</b>	<b>8</b>	<b>9</b>	<b>17</b>	<b>14</b>	<b>57</b>	<b>0</b>	<b>&lt;5</b>	<b>&lt;5</b>	<b>11</b>	<b>48</b>
C03BA04 chlortalidone	6	6	7	10	7	57	0	<5	<5	<5	19
C03BA08 metolazone	0	<5	<5	7	7	57	0	0	0	7	30
<b>C03C HIGH-CEILING DIURETICS</b>	<b>125 517</b>	<b>125 342</b>	<b>124 184</b>	<b>122 402</b>	<b>119 806</b>	<b>59</b>	<b>192</b>	<b>4 653</b>	<b>36 201</b>	<b>78 760</b>	<b>55 330</b>
<b>C03CA Sulfonamides, plain</b>	<b>125 517</b>	<b>125 342</b>	<b>124 184</b>	<b>122 402</b>	<b>119 806</b>	<b>59</b>	<b>192</b>	<b>4 653</b>	<b>36 201</b>	<b>78 760</b>	<b>55 330</b>
C03CA01 furosemide	95 661	93 558	90 249	86 827	82 934	62	189	3 810	26 831	52 104	20 862
C03CA02 bumetanide	34 790	36 795	38 766	40 285	41 462	53	<5	959	10 329	30 171	34 464
C03CA04 torasemide	<5	<5	<5	<5	<5	-	0	<5	<5	0	4
<b>C03D POTASSIUM-SPARING AGENTS</b>	<b>17 868</b>	<b>18 231</b>	<b>19 007</b>	<b>19 322</b>	<b>20 010</b>	<b>45</b>	<b>30</b>	<b>1 132</b>	<b>7 845</b>	<b>11 003</b>	<b>13 640</b>
<b>C03DA Aldosterone antagonists</b>	<b>17 851</b>	<b>18 216</b>	<b>18 990</b>	<b>19 303</b>	<b>19 988</b>	<b>45</b>	<b>29</b>	<b>1 127</b>	<b>7 837</b>	<b>10 995</b>	<b>13 530</b>
C03DA01 spironolactone	17 160	17 438	18 084	18 244	18 800	47	29	1 053	7 162	10 556	7 427
C03DA02 potassium canrenoate	<5	0	<5	0	<5	-	0	0	<5	0	1
C03DA04 eplerenone	798	912	1 030	1 208	1 340	14	0	83	759	498	6 103
<b>C03DB Other potassium-sparing agents</b>	<b>22</b>	<b>16</b>	<b>19</b>	<b>21</b>	<b>23</b>	<b>43</b>	<b>&lt;5</b>	<b>6</b>	<b>8</b>	<b>8</b>	<b>110</b>
C03DB01 amiloride	22	16	19	21	23	43	<5	6	8	8	110
<b>C03E DIURETICS AND POTASSIUM-SPARING AGENTS IN COMBINATION</b>	<b>28 452</b>	<b>25 731</b>	<b>23 234</b>	<b>20 874</b>	<b>18 855</b>	<b>67</b>	<b>5</b>	<b>392</b>	<b>8 015</b>	<b>10 443</b>	<b>3 647</b>
<b>C03EA Low-ceiling diuretics and potassium-sparing agents</b>	<b>28 452</b>	<b>25 731</b>	<b>23 234</b>	<b>20 874</b>	<b>18 855</b>	<b>67</b>	<b>5</b>	<b>392</b>	<b>8 015</b>	<b>10 443</b>	<b>3 647</b>
C03EA01 hydrochlorothiazide and potassium-sparing agents	28 452	25 731	23 234	20 874	18 855	67	5	392	8 015	10 443	3 647
<b>C03X OTHER DIURETICS</b>	<b>&lt;5</b>	<b>17</b>	<b>35</b>	<b>61</b>	<b>55</b>	<b>62</b>	<b>0</b>	<b>&lt;5</b>	<b>26</b>	<b>26</b>	<b>6 637</b>
<b>C03XA Vasopressin antagonists</b>	<b>&lt;5</b>	<b>17</b>	<b>35</b>	<b>61</b>	<b>55</b>	<b>62</b>	<b>0</b>	<b>&lt;5</b>	<b>26</b>	<b>26</b>	<b>6 637</b>
C03XA01 tolvaptan	<5	17	35	61	55	62	0	<5	26	26	6 637
<b>C04 PERIPHERAL VASODILATORS</b>	<b>1 019</b>	<b>928</b>	<b>810</b>	<b>739</b>	<b>658</b>	<b>43</b>	<b>0</b>	<b>23</b>	<b>182</b>	<b>453</b>	<b>716</b>



ATC level	2011	2012	2013	2014	2015	Share of women (%)	2015				2015
	Number of individuals						Number of individuals per age group				Sales in 1000 NOK
	<15	15-44	45-69	≥70							
<b>C04A PERIPHERAL VASODILATORS</b>	<b>1 019</b>	<b>928</b>	<b>810</b>	<b>739</b>	<b>658</b>	<b>43</b>	<b>0</b>	<b>23</b>	<b>182</b>	<b>453</b>	<b>716</b>
<b>C04AB Imidazoline derivatives</b>	<b>0</b>	<b>0</b>	<b>&lt;5</b>	<b>0</b>	<b>0</b>	<b>-</b>	<b>0</b>	<b>0</b>	<b>0</b>	<b>0</b>	<b>0</b>
C04AB01 phentolamine	0	0	<5	0	0	-	0	0	0	0	0
C04AD Purine derivatives	1 018	927	808	737	657	43	0	23	181	453	674
C04AD03 pentoxifylline	1 018	927	808	737	657	43	0	23	181	453	674
<b>C04AX Other peripheral vasodilators</b>	<b>&lt;5</b>	<b>&lt;5</b>	<b>0</b>	<b>&lt;5</b>	<b>&lt;5</b>	<b>-</b>	<b>0</b>	<b>0</b>	<b>&lt;5</b>	<b>0</b>	<b>42</b>
C04AX02 phenoxybenzamine	<5	<5	0	<5	<5	-	0	0	<5	0	42
<b>C05 VASOPROTECTIVES</b>	<b>62 337</b>	<b>61 786</b>	<b>66 461</b>	<b>72 159</b>	<b>71 973</b>	<b>57</b>	<b>839</b>	<b>29 939</b>	<b>28 442</b>	<b>12 753</b>	<b>16 766</b>
<b>C05A AGENTS FOR TREATMENT OF HEMORRHOIDS AND ANAL FISSURES FOR TOPICAL USE</b>	<b>56 902</b>	<b>56 316</b>	<b>60 385</b>	<b>65 982</b>	<b>65 827</b>	<b>56</b>	<b>790</b>	<b>28 801</b>	<b>25 862</b>	<b>10 374</b>	<b>13 024</b>
<b>C05AA Corticosteroids</b>	<b>54 740</b>	<b>53 845</b>	<b>57 822</b>	<b>63 517</b>	<b>63 217</b>	<b>57</b>	<b>760</b>	<b>27 411</b>	<b>24 906</b>	<b>10 140</b>	<b>9 688</b>
C05AA01 hydrocortisone <sup>1)</sup>	9 666	11 151	6 121	4 102	3 217	55	74	1 212	1 382	549	537
C05AA04 prednisolone <sup>1)</sup>	46 731	45 327	53 098	60 660	60 911	57	692	26 547	23 926	9 746	9 151
<b>C05AE Muscle relaxants</b>	<b>2 893</b>	<b>3 174</b>	<b>3 568</b>	<b>4 035</b>	<b>4 285</b>	<b>52</b>	<b>27</b>	<b>2 207</b>	<b>1 688</b>	<b>363</b>	<b>3 280</b>
C05AE01 glyceryl trinitrate	2 893	3 174	3 568	4 035	4 285	52	27	2 207	1 688	363	3 280
<b>C05AX Other agents for treatment of hemorrhoids and anal fissures for topical use</b>	<b>852</b>	<b>1 139</b>	<b>841</b>	<b>159</b>	<b>62</b>	<b>55</b>	<b>5</b>	<b>27</b>	<b>16</b>	<b>14</b>	<b>56</b>
C05AX03 other preparations, combinations <sup>1)</sup>	832	1 117	819	147	49	51	<5	20	12	14	10
<b>C05B ANTIVARICOSE THERAPY</b>	<b>5 664</b>	<b>5 663</b>	<b>6 294</b>	<b>6 430</b>	<b>6 389</b>	<b>67</b>	<b>49</b>	<b>1 201</b>	<b>2 676</b>	<b>2 463</b>	<b>3 727</b>
<b>C05BA Heparins or heparinoids for topical use</b>	<b>5 654</b>	<b>5 658</b>	<b>6 288</b>	<b>6 419</b>	<b>6 379</b>	<b>67</b>	<b>49</b>	<b>1 197</b>	<b>2 671</b>	<b>2 462</b>	<b>3 719</b>
C05BA01 organo-heparinoid <sup>1)</sup>	5 627	5 627	6 249	6 382	6 322	67	49	1 184	2 645	2 444	906
C05BA04 pentosan polysulfate sodium	27	31	40	37	58	83	0	13	26	19	2 814
<b>C05BB Sclerosing agents for local injection</b>	<b>10</b>	<b>5</b>	<b>6</b>	<b>11</b>	<b>10</b>	<b>50</b>	<b>0</b>	<b>&lt;5</b>	<b>5</b>	<b>&lt;5</b>	<b>8</b>
C05BB02 polidocanol	10	5	6	11	10	50	0	<5	5	<5	8
<b>C05C CAPILLARY STABILIZING AGENTS</b>	<b>0</b>	<b>19</b>	<b>8</b>	<b>7</b>	<b>7</b>	<b>86</b>	<b>0</b>	<b>0</b>	<b>&lt;5</b>	<b>5</b>	<b>15</b>
<b>C05CA Bioflavonoids</b>	<b>0</b>	<b>&lt;5</b>	<b>8</b>	<b>7</b>	<b>7</b>	<b>86</b>	<b>0</b>	<b>0</b>	<b>&lt;5</b>	<b>5</b>	<b>15</b>
C05CA01 rutoside	0	<5	8	7	7	86	0	0	<5	5	15
C05CX Other capillary stabilizing agents	0	16	0	0	0	-	0	0	0	0	0
C05CX03 Hippocastani semen <sup>1)</sup>	0	16	0	0	0	-	0	0	0	0	0
<b>C07 BETA BLOCKING AGENTS</b>	<b>364 247</b>	<b>368 506</b>	<b>371 823</b>	<b>372 432</b>	<b>372 866</b>	<b>49</b>	<b>556</b>	<b>21 442</b>	<b>157 978</b>	<b>192 890</b>	<b>204 724</b>
<b>C07A BETA BLOCKING AGENTS</b>	<b>359 141</b>	<b>363 938</b>	<b>367 435</b>	<b>368 796</b>	<b>369 460</b>	<b>49</b>	<b>556</b>	<b>21 314</b>	<b>156 019</b>	<b>191 571</b>	<b>202 289</b>

<sup>1)</sup>The ATC level comprises OTC medicinal products. The number of individuals is registered for prescription sales only.

## ATC group C

ATC level	2011	2012	2013	2014	2015	Share of women (%)	2015				2015
	Number of individuals						Number of individuals per age group				Sales in 1000 NOK
	<15	15-44	45-69	≥70							
<b>C07AA Beta blocking agents, non-selective</b>	<b>24 720</b>	<b>24 341</b>	<b>24 423</b>	<b>22 870</b>	<b>20 766</b>	<b>58</b>	<b>235</b>	<b>4 573</b>	<b>8 625</b>	<b>7 333</b>	<b>17 516</b>
C07AA03 pindolol	26	20	12	11	12	58	0	<5	8	<5	22
C07AA05 propranolol	17 413	17 656	18 262	17 190	15 508	62	210	4 359	6 912	4 027	12 104
C07AA06 timolol	9	10	7	13	11	82	0	<5	9	<5	109
C07AA07 sotalol	7 269	6 706	6 098	5 601	5 222	47	<5	168	1 714	3 337	3 294
C07AA12 nadolol	29	39	88	109	122	62	22	65	35	0	1 986
<b>C07AB Beta blocking agents, selective</b>	<b>315 104</b>	<b>320 868</b>	<b>324 369</b>	<b>328 610</b>	<b>330 836</b>	<b>48</b>	<b>322</b>	<b>14 747</b>	<b>139 505</b>	<b>176 262</b>	<b>168 344</b>
C07AB02 metoprolol	261 252	266 875	270 550	274 761	277 464	47	304	12 492	117 998	146 670	142 888
C07AB03 atenolol	33 974	31 827	29 679	27 976	26 319	60	19	1 304	10 379	14 617	7 360
C07AB07 bisoprolol	23 115	25 416	27 355	29 014	30 293	46	<5	1 117	12 365	16 809	18 090
C07AB12 nebivolol	0	0	9	36	23	57	0	<5	9	10	6
<b>C07AG Alpha and beta blocking agents</b>	<b>23 378</b>	<b>22 899</b>	<b>22 479</b>	<b>22 101</b>	<b>21 950</b>	<b>46</b>	<b>12</b>	<b>2 485</b>	<b>9 589</b>	<b>9 864</b>	<b>16 429</b>
C07AG01 labetalol	2 447	2 475	2 442	2 467	2 673	85	5	1 807	547	314	2 166
C07AG02 carvedilol	20 958	20 442	20 062	19 652	19 302	40	7	684	9 052	9 559	14 264
<b>C07B BETA BLOCKING AGENTS AND THIAZIDES</b>	<b>5 485</b>	<b>5 214</b>	<b>4 816</b>	<b>4 029</b>	<b>3 729</b>	<b>56</b>	<b>0</b>	<b>138</b>	<b>2 118</b>	<b>1 473</b>	<b>2 435</b>
<b>C07BB Beta blocking agents, selective, and thiazides</b>	<b>5 485</b>	<b>5 214</b>	<b>4 816</b>	<b>4 029</b>	<b>3 729</b>	<b>56</b>	<b>0</b>	<b>138</b>	<b>2 118</b>	<b>1 473</b>	<b>2 435</b>
C07BB07 bisoprolol and thiazides	5 485	5 214	4 816	4 027	3 725	56	0	136	2 118	1 471	2 434
C07BB12 nebivolol and thiazides	0	0	<5	<5	<5	-	0	<5	0	<5	1
<b>C08 CALCIUM CHANNEL BLOCKERS</b>	<b>224 233</b>	<b>230 084</b>	<b>235 380</b>	<b>237 462</b>	<b>241 871</b>	<b>48</b>	<b>120</b>	<b>9 552</b>	<b>111 327</b>	<b>120 872</b>	<b>139 780</b>
<b>C08C SELECTIVE CALCIUM CHANNEL BLOCKERS WITH MAINLY VASCULAR EFFECTS</b>	<b>205 165</b>	<b>212 139</b>	<b>218 463</b>	<b>221 490</b>	<b>226 729</b>	<b>48</b>	<b>110</b>	<b>8 850</b>	<b>105 712</b>	<b>112 057</b>	<b>123 589</b>
<b>C08CA Dihydropyridine derivatives</b>	<b>205 165</b>	<b>212 139</b>	<b>218 463</b>	<b>221 490</b>	<b>226 729</b>	<b>48</b>	<b>110</b>	<b>8 850</b>	<b>105 712</b>	<b>112 057</b>	<b>123 589</b>
C08CA01 amlodipine	121 607	125 897	129 021	129 556	131 317	46	83	4 379	61 347	65 508	46 934
C08CA02 felodipine	16 008	15 423	14 850	14 310	13 943	50	0	312	5 632	7 999	10 155
C08CA03 isradipine	568	518	493	458	446	55	<5	8	156	281	791
C08CA05 nifedipine	32 708	34 567	36 991	38 803	42 087	49	28	3 087	19 882	19 090	43 104
C08CA06 nimodipine	51	56	39	37	41	51	0	9	28	<5	28
C08CA13 lercanidipine	37 460	39 048	40 491	41 544	42 242	50	<5	1 242	20 183	20 815	22 576
<b>C08D SELECTIVE CALCIUM CHANNEL BLOCKERS WITH DIRECT CARDIAC EFFECTS</b>	<b>20 196</b>	<b>19 116</b>	<b>18 080</b>	<b>17 061</b>	<b>16 225</b>	<b>56</b>	<b>10</b>	<b>729</b>	<b>6 023</b>	<b>9 463</b>	<b>16 191</b>
<b>C08DA Phenylalkylamine derivatives</b>	<b>15 365</b>	<b>14 679</b>	<b>13 847</b>	<b>13 057</b>	<b>12 390</b>	<b>56</b>	<b>10</b>	<b>636</b>	<b>4 650</b>	<b>7 094</b>	<b>9 172</b>
C08DA01 verapamil	15 365	14 679	13 847	13 057	12 390	56	10	636	4 650	7 094	9 172

ATC level	2011	2012	2013	2014	2015	Share of women (%)	2015				2015
	Number of individuals						Number of individuals per age group				Sales in 1000 NOK
	<15	15-44	45-69	≥70							
<b>C08DB Benzothiazepine derivatives</b>	<b>4 875</b>	<b>4 472</b>	<b>4 281</b>	<b>4 049</b>	<b>3 941</b>	<b>55</b>	<b>0</b>	<b>96</b>	<b>1 414</b>	<b>2 431</b>	<b>7 019</b>
C08DB01 diltiazem	4 875	4 472	4 281	4 049	3 941	55	0	96	1 414	2 431	7 019
<b>C09 AGENTS ACTING ON THE RENIN-ANGIOTENSIN SYSTEM</b>	<b>517 053</b>	<b>535 479</b>	<b>552 012</b>	<b>565 363</b>	<b>577 001</b>	<b>47</b>	<b>504</b>	<b>29 455</b>	<b>305 587</b>	<b>241 455</b>	<b>481 389</b>
<b>C09A ACE INHIBITORS, PLAIN</b>	<b>132 249</b>	<b>134 815</b>	<b>135 072</b>	<b>134 831</b>	<b>134 840</b>	<b>40</b>	<b>390</b>	<b>6 829</b>	<b>62 599</b>	<b>65 022</b>	<b>65 255</b>
<b>C09AA ACE inhibitors, plain</b>	<b>132 249</b>	<b>134 815</b>	<b>135 072</b>	<b>134 831</b>	<b>134 840</b>	<b>40</b>	<b>390</b>	<b>6 829</b>	<b>62 599</b>	<b>65 022</b>	<b>65 255</b>
C09AA01 captopril	2 509	2 221	1 962	1 716	1 533	45	175	81	486	791	3 562
C09AA02 enalapril	45 871	46 498	46 508	45 948	45 629	46	213	2 871	22 231	20 314	18 991
C09AA03 lisinopril	26 060	25 506	24 380	23 391	22 234	46	<5	1 129	10 610	10 492	10 203
C09AA04 perindopril	0	0	0	14	24	33	0	5	12	7	7
C09AA05 ramipril	58 431	61 192	62 787	64 294	65 936	35	5	2 772	29 477	33 682	32 454
C09AA10 trandolapril	85	83	77	62	41	20	0	<5	19	20	38
C09AA15 zofenopril	0	0	0	<5	<5	-	0	<5	0	<5	0
<b>C09B ACE INHIBITORS, COMBINATIONS</b>	<b>35 727</b>	<b>35 224</b>	<b>34 166</b>	<b>32 716</b>	<b>31 303</b>	<b>47</b>	<b>0</b>	<b>893</b>	<b>15 404</b>	<b>15 006</b>	<b>24 213</b>
<b>C09BA ACE inhibitors and diuretics</b>	<b>34 459</b>	<b>33 721</b>	<b>32 644</b>	<b>31 146</b>	<b>29 650</b>	<b>48</b>	<b>0</b>	<b>809</b>	<b>14 463</b>	<b>14 378</b>	<b>22 074</b>
C09BA02 enalapril and diuretics	20 244	20 047	19 540	18 920	18 211	47	0	538	9 127	8 546	14 296
C09BA03 lisinopril and diuretics	14 237	13 715	13 133	12 245	11 451	48	0	272	5 341	5 838	7 775
C09BA06 quinapril and diuretics	0	0	0	0	<5	-	0	0	0	<5	2
C09BA15 zofenopril and diuretics	0	0	0	0	<5	-	0	0	0	<5	1
<b>C09BB ACE inhibitors and calcium channel blockers</b>	<b>1 307</b>	<b>1 536</b>	<b>1 546</b>	<b>1 593</b>	<b>1 669</b>	<b>42</b>	<b>0</b>	<b>84</b>	<b>946</b>	<b>639</b>	<b>2 139</b>
C09BB02 enalapril and lercanidipine	1 307	1 536	1 546	1 593	1 669	42	0	84	946	639	2 139
<b>C09C ANGIOTENSIN II ANTAGONISTS, PLAIN</b>	<b>187 470</b>	<b>197 324</b>	<b>206 884</b>	<b>215 141</b>	<b>225 385</b>	<b>51</b>	<b>126</b>	<b>15 784</b>	<b>123 924</b>	<b>85 551</b>	<b>149 148</b>
<b>C09CA Angiotensin II antagonists, plain</b>	<b>187 470</b>	<b>197 324</b>	<b>206 884</b>	<b>215 141</b>	<b>225 385</b>	<b>51</b>	<b>126</b>	<b>15 784</b>	<b>123 924</b>	<b>85 551</b>	<b>149 148</b>
C09CA01 losartan	57 364	61 615	63 676	64 085	65 538	50	31	3 605	35 295	26 607	32 502
C09CA02 eprosartan	1 785	1 601	1 443	1 285	1 183	52	0	25	504	654	2 376
C09CA03 valsartan	22 462	25 171	28 100	30 020	32 330	47	0	1 939	18 229	12 162	28 899
C09CA04 irbesartan	20 347	19 745	19 088	18 713	18 445	49	0	631	9 755	8 059	18 814
C09CA06 candesartan	79 742	83 562	88 885	95 252	102 233	53	95	9 344	56 907	35 887	56 618
C09CA07 telmisartan	5 977	5 838	5 822	5 704	5 657	44	0	259	3 149	2 249	6 853
C09CA08 olmesartan medoxomil	1 642	1 642	1 639	1 600	1 555	48	0	99	914	542	3 087
<b>C09D ANGIOTENSIN II ANTAGONISTS, COMBINATIONS</b>	<b>202 970</b>	<b>210 395</b>	<b>217 369</b>	<b>221 095</b>	<b>222 470</b>	<b>48</b>	<b>&lt;5</b>	<b>7 808</b>	<b>123 258</b>	<b>91 403</b>	<b>242 647</b>
<b>C09DA Angiotensin II antagonists and diuretics</b>	<b>180 857</b>	<b>181 947</b>	<b>182 682</b>	<b>181 507</b>	<b>178 653</b>	<b>51</b>	<b>&lt;5</b>	<b>5 389</b>	<b>96 564</b>	<b>76 699</b>	<b>144 586</b>
C09DA01 losartan and diuretics	66 981	67 519	67 346	66 308	64 608	52	<5	1 860	33 761	28 986	35 903
C09DA02 eprosartan and diuretics	1 774	1 661	1 552	1 394	1 267	48	0	29	644	594	2 788

## ATC group C

ATC level	2011	2012	2013	2014	2015	Share of women (%)	2015				2015	
	Number of individuals						Number of individuals per age group				Sales in 1000 NOK	
	<15	15-44	45-69	≥70								
C09DA03	valsartan and diuretics	25 522	25 941	26 635	26 790	26 698	49	0	827	14 736	11 135	30 860
C09DA04	irbesartan and diuretics	29 807	28 634	27 373	26 033	24 756	50	0	490	12 660	11 606	27 416
C09DA06	candesartan and diuretics	52 876	54 286	55 802	56 928	57 408	50	0	2 092	32 541	22 775	40 170
C09DA07	telmisartan and diuretics	3 940	3 818	3 785	3 689	3 548	41	0	101	2 006	1 441	5 289
C09DA08	olmesartan medoxomil and diuretics	1 146	1 117	1 087	1 088	1 020	49	0	26	587	407	2 159
<b>C09DB</b>	<b>Angiotensin II antagonists and calcium channel blockers</b>	<b>18 665</b>	<b>21 178</b>	<b>23 699</b>	<b>25 207</b>	<b>26 970</b>	<b>41</b>	<b>0</b>	<b>1 553</b>	<b>16 287</b>	<b>9 130</b>	<b>48 392</b>
C09DB01	valsartan and amlodipine	18 494	20 903	23 407	24 909	26 657	41	0	1 534	16 083	9 040	47 594
C09DB02	olmesartan medoxomil and amlodipine	185	280	297	304	315	39	0	19	205	91	798
<b>C09DX</b>	<b>Angiotensin II antagonists, other combinations</b>	<b>8 368</b>	<b>12 249</b>	<b>16 435</b>	<b>19 317</b>	<b>21 562</b>	<b>36</b>	<b>0</b>	<b>1 129</b>	<b>13 198</b>	<b>7 235</b>	<b>49 670</b>
C09DX01	valsartan, amlodipine and hydrochlorothiazide	8 368	12 249	16 435	19 317	21 560	36	0	1 129	13 197	7 234	49 669
C09DX03	olmesartan medoxomil, amlodipine and hydrochlorothiazide	0	0	0	0	<5	-	0	0	<5	<5	1
<b>C09X</b>	<b>OTHER AGENTS ACTING ON THE RENIN-ANGIOTENSIN SYSTEM</b>	<b>84</b>	<b>80</b>	<b>69</b>	<b>53</b>	<b>40</b>	<b>38</b>	<b>0</b>	<b>&lt;5</b>	<b>26</b>	<b>13</b>	<b>126</b>
<b>C09XA</b>	<b>Renin-inhibitors</b>	<b>84</b>	<b>80</b>	<b>69</b>	<b>53</b>	<b>40</b>	<b>38</b>	<b>0</b>	<b>&lt;5</b>	<b>26</b>	<b>13</b>	<b>126</b>
C09XA02	aliskiren	84	80	69	53	40	38	0	<5	26	13	126
<b>C10</b>	<b>LIPID MODIFYING AGENTS</b>	<b>495 451</b>	<b>504 104</b>	<b>509 945</b>	<b>518 511</b>	<b>530 306</b>	<b>45</b>	<b>175</b>	<b>19 521</b>	<b>279 061</b>	<b>231 549</b>	<b>433 394</b>
<b>C10A</b>	<b>LIPID MODIFYING AGENTS, PLAIN</b>	<b>494 337</b>	<b>501 719</b>	<b>506 662</b>	<b>514 655</b>	<b>524 942</b>	<b>45</b>	<b>174</b>	<b>19 279</b>	<b>275 739</b>	<b>229 750</b>	<b>404 093</b>
<b>C10AA</b>	<b>HMG CoA reductase inhibitors</b>	<b>488 704</b>	<b>495 110</b>	<b>499 107</b>	<b>506 351</b>	<b>515 560</b>	<b>45</b>	<b>158</b>	<b>18 428</b>	<b>270 572</b>	<b>226 402</b>	<b>263 178</b>
C10AA01	simvastatin	336 480	314 351	290 634	271 531	252 765	47	11	6 680	119 191	126 883	78 971
C10AA02	lovastatin	1 134	1 050	930	825	770	57	0	5	278	487	1 266
C10AA03	pravastatin	20 827	20 330	19 842	19 188	18 616	50	16	426	8 342	9 832	14 316
C10AA04	fluvastatin	7 474	7 445	7 372	7 432	7 590	46	<5	499	4 210	2 879	12 374
C10AA05	atorvastatin	140 852	166 650	189 401	211 725	237 279	43	103	10 312	138 696	88 168	107 899
C10AA07	rosuvastatin	4 420	6 722	9 506	12 550	15 941	45	31	1 194	10 414	4 302	47 685
C10AA08	pitavastatin	0	0	6	24	32	59	0	<5	25	6	668
<b>C10AB</b>	<b>Fibrates</b>	<b>317</b>	<b>314</b>	<b>314</b>	<b>311</b>	<b>310</b>	<b>27</b>	<b>&lt;5</b>	<b>52</b>	<b>215</b>	<b>41</b>	<b>1 587</b>
C10AB02	bezafibrate	49	50	47	44	42	36	<5	<5	32	7	138
C10AB04	gemfibrozil	103	93	85	87	73	23	0	13	48	12	690
C10AB05	fenofibrate	167	173	184	181	195	27	<5	37	135	22	759
<b>C10AC</b>	<b>Bile acid sequestrants</b>	<b>2 413</b>	<b>2 439</b>	<b>2 530</b>	<b>2 555</b>	<b>2 752</b>	<b>54</b>	<b>12</b>	<b>546</b>	<b>1 516</b>	<b>678</b>	<b>9 362</b>
C10AC01	colestyramine	1 817	1 795	1 864	1 866	2 049	59	12	476	1 070	491	2 550
C10AC02	colestipol	273	280	287	268	256	41	0	19	133	104	800

ATC level	2011	2012	2013	2014	2015	Share of women (%)	2015				2015
	Number of individuals						Number of individuals per age group				Sales in 1000 NOK
	<15	15-44	45-69	≥70							
C10AC04 colesevelam	351	407	444	453	469	40	0	58	328	83	6 012
<b>C10AD Nicotinic acid and derivatives</b>	<b>391</b>	<b>351</b>	<b>58</b>	<b>25</b>	<b>20</b>	<b>35</b>	<b>0</b>	<b>&lt;5</b>	<b>12</b>	<b>7</b>	<b>660</b>
C10AD02 nicotinic acid	107	30	29	18	14	36	0	<5	7	6	620
C10AD06 acipimox	9	9	6	7	6	33	0	0	5	<5	40
C10AD52 nicotinic acid, combinations	301	315	27	0	0	-	0	0	0	0	0
<b>C10AX Other lipid modifying agents</b>	<b>19 315</b>	<b>22 165</b>	<b>24 366</b>	<b>26 228</b>	<b>29 682</b>	<b>43</b>	<b>9</b>	<b>1 772</b>	<b>18 884</b>	<b>9 017</b>	<b>129 306</b>
C10AX06 omega-3-triglycerides incl. other esters and acids	3 591	3 992	4 199	4 229	4 400	28	<5	548	3 123	727	32 515
C10AX09 ezetimibe	16 166	18 711	20 751	22 564	25 884	45	7	1 263	16 220	8 394	96 023
C10AX13 evolocumab	0	0	0	0	45	60	<5	5	37	<5	656
C10AX14 alirocumab	0	0	0	0	10	20	0	0	10	0	112
<b>C10B LIPID MODIFYING AGENTS, COMBINATIONS</b>	<b>1 370</b>	<b>2 661</b>	<b>3 215</b>	<b>3 664</b>	<b>8 136</b>	<b>39</b>	<b>&lt;5</b>	<b>434</b>	<b>5 313</b>	<b>2 388</b>	<b>25 737</b>
<b>C10BA HMG CoA reductase inhibitors in combination with other lipid modifying agents</b>	<b>1 370</b>	<b>2 661</b>	<b>3 215</b>	<b>3 664</b>	<b>8 136</b>	<b>39</b>	<b>&lt;5</b>	<b>434</b>	<b>5 313</b>	<b>2 388</b>	<b>25 737</b>
C10BA02 simvastatin and ezetimibe	1 370	2 661	3 215	3 664	4 127	40	0	166	2 554	1 407	16 358
C10BA05 atorvastatin and ezetimibe	0	0	0	0	4 136	38	<5	277	2 841	1 017	9 380

## 2.10 ATC group D – Dermatologicals

ATC level	2011	2012	2013	2014	2015	Share of women (%)	2015				2015
	Number of individuals						Number of individuals per age group				Sales in 1000 NOK
	<15	15–44	45–69	≥70							
<b>D</b> <b>DERMATOLOGICALS</b>	<b>624 493</b>	<b>632 677</b>	<b>645 681</b>	<b>673 447</b>	<b>686 469</b>	<b>55</b>	<b>85 056</b>	<b>260 159</b>	<b>228 500</b>	<b>112 754</b>	<b>288 707</b>
<b>D01</b> <b>ANTIFUNGALS FOR DERMA- TOLOGICAL USE</b>	<b>120 515</b>	<b>121 196</b>	<b>128 325</b>	<b>137 912</b>	<b>141 291</b>	<b>47</b>	<b>13 762</b>	<b>52 504</b>	<b>51 336</b>	<b>23 689</b>	<b>36 768</b>
<b>D01A</b> <b>ANTIFUNGALS FOR TOPICAL USE</b>	<b>105 109</b>	<b>105 050</b>	<b>111 180</b>	<b>120 667</b>	<b>123 958</b>	<b>48</b>	<b>13 480</b>	<b>45 925</b>	<b>42 795</b>	<b>21 758</b>	<b>20 426</b>
<b>D01AA</b> <b>Antibiotics</b>	<b>52</b>	<b>36</b>	<b>41</b>	<b>43</b>	<b>32</b>	<b>69</b>	<b>&lt;5</b>	<b>19</b>	<b>7</b>	<b>&lt;5</b>	<b>7</b>
D01AA01   nystatin	52	36	41	43	32	69	<5	19	7	<5	7
<b>D01AC</b> <b>Imidazole and triazole derivatives</b>	<b>83 294</b>	<b>83 177</b>	<b>87 831</b>	<b>95 383</b>	<b>99 246</b>	<b>48</b>	<b>11 232</b>	<b>36 271</b>	<b>33 520</b>	<b>18 223</b>	<b>13 260</b>
D01AC01   clotrimazole <sup>1)</sup>	8 746	8 018	8 572	9 339	9 676	53	1 288	3 697	2 522	2 169	1 452
D01AC02   miconazole <sup>1)</sup>	2 193	1 928	2 157	2 420	2 306	45	341	815	766	384	405
D01AC03   econazole <sup>1)</sup>	588	694	732	836	949	58	36	194	324	395	143
D01AC08   ketoconazole <sup>1)</sup>	16 258	16 243	16 928	18 350	18 813	40	1 290	8 790	6 276	2 457	3 518
D01AC20   imidazoles/triazoles in combination with corticosteroids <sup>1)</sup>	59 481	59 953	63 529	69 233	72 574	49	8 737	24 691	25 306	13 840	7 742
<b>D01AE</b> <b>Other antifungals for topical use</b>	<b>24 755</b>	<b>24 872</b>	<b>26 681</b>	<b>28 844</b>	<b>28 367</b>	<b>47</b>	<b>2 629</b>	<b>10 994</b>	<b>10 530</b>	<b>4 214</b>	<b>7 159</b>
D01AE02   methylrosaniline <sup>1)</sup>	751	698	736	843	881	55	263	195	239	184	113
D01AE14   ciclopirox	13	48	841	2 765	3 822	53	112	1 153	1 931	626	1 708
D01AE15   terbinafine <sup>1)</sup>	17 812	18 224	19 247	19 929	19 102	43	2 115	8 262	6 149	2 576	3 290
D01AE16   amorolfine <sup>1)</sup>	6 520	6 232	6 333	5 821	5 031	56	167	1 541	2 423	900	2 048
<b>D01B</b> <b>ANTIFUNGALS FOR SYSTEMIC USE</b>	<b>19 020</b>	<b>19 762</b>	<b>21 092</b>	<b>21 527</b>	<b>21 810</b>	<b>40</b>	<b>495</b>	<b>8 461</b>	<b>10 412</b>	<b>2 442</b>	<b>16 342</b>
<b>D01BA</b> <b>Antifungals for systemic use</b>	<b>19 020</b>	<b>19 762</b>	<b>21 092</b>	<b>21 527</b>	<b>21 810</b>	<b>40</b>	<b>495</b>	<b>8 461</b>	<b>10 412</b>	<b>2 442</b>	<b>16 342</b>
D01BA01   griseofulvin	19	21	38	29	23	39	20	<5	<5	0	20
D01BA02   terbinafine	19 009	19 744	21 060	21 503	21 792	40	479	8 459	10 412	2 442	16 322
<b>D02</b> <b>EMOLLIENTS AND PROTECTIVES</b>	<b>2 338</b>	<b>2 528</b>	<b>2 548</b>	<b>3 122</b>	<b>3 479</b>	<b>53</b>	<b>680</b>	<b>1 093</b>	<b>1 097</b>	<b>609</b>	<b>1 435</b>
<b>D02A</b> <b>EMOLLIENTS AND PROTECTIVES</b>	<b>2 338</b>	<b>2 528</b>	<b>2 548</b>	<b>3 122</b>	<b>3 479</b>	<b>53</b>	<b>680</b>	<b>1 093</b>	<b>1 097</b>	<b>609</b>	<b>1 435</b>
<b>D02AB</b> <b>Zinc products<sup>1)</sup></b>	<b>15</b>	<b>6</b>	<b>9</b>	<b>6</b>	<b>5</b>	<b>60</b>	<b>&lt;5</b>	<b>0</b>	<b>&lt;5</b>	<b>&lt;5</b>	<b>3</b>
<b>D02AE</b> <b>Carbamide products</b>	<b>971</b>	<b>1 178</b>	<b>1 153</b>	<b>1 412</b>	<b>1 661</b>	<b>56</b>	<b>278</b>	<b>594</b>	<b>462</b>	<b>327</b>	<b>923</b>
D02AE01   carbamide <sup>1)</sup>	971	1 178	1 153	1 412	1 661	56	278	594	462	327	923
<b>D02AF</b> <b>Salicylic acid preparations<sup>1)</sup></b>	<b>1 206</b>	<b>1 167</b>	<b>1 179</b>	<b>1 382</b>	<b>1 405</b>	<b>51</b>	<b>162</b>	<b>430</b>	<b>573</b>	<b>240</b>	<b>291</b>
<b>D02AX</b> <b>Other emollients and protectives<sup>1)</sup></b>	<b>168</b>	<b>228</b>	<b>244</b>	<b>351</b>	<b>462</b>	<b>50</b>	<b>256</b>	<b>86</b>	<b>75</b>	<b>45</b>	<b>216</b>
<b>D03</b> <b>PREPARATIONS FOR TREATMENT OF WOUNDS AND ULCERS</b>	<b>68</b>	<b>80</b>	<b>85</b>	<b>56</b>	<b>55</b>	<b>62</b>	<b>&lt;5</b>	<b>8</b>	<b>26</b>	<b>19</b>	<b>16</b>
<b>D03A</b> <b>CICATRIZANTS</b>	<b>68</b>	<b>80</b>	<b>85</b>	<b>56</b>	<b>55</b>	<b>62</b>	<b>&lt;5</b>	<b>8</b>	<b>26</b>	<b>19</b>	<b>16</b>

<sup>1)</sup>The ATC level comprises OTC medicinal products. The number of individuals is registered for prescription sales only.

## ATC group D

ATC level		2011	2012	2013	2014	2015	Share of women (%)	2015				2015
		Number of individuals						Number of individuals per age group				Sales in 1000 NOK
								<15	15-44	45-69	≥70	
<b>D03AX</b>	<b>Other cicatrizants</b>	68	80	85	56	55	62	<5	8	26	19	16
D03AX03	dexpanthenol	68	80	85	56	55	62	<5	8	26	19	16
<b>D04</b>	<b>ANTIPRURITICS, INCL. ANTIHISTAMINES, ANESTHETICS, ETC.</b>	4 259	4 328	6 698	8 032	8 377	65	978	3 490	2 260	1 649	1 346
<b>D04A</b>	<b>ANTIPRURITICS, INCL. ANTIHISTAMINES, ANESTHETICS, ETC.</b>	4 259	4 328	6 698	8 032	8 377	65	978	3 490	2 260	1 649	1 346
<b>D04AA</b>	<b>Antihistamines for topical use</b>	<5	8	8	<5	15	80	<5	<5	9	<5	6
D04AA13	dimetindene	<5	8	8	<5	15	80	<5	<5	9	<5	6
<b>D04AB</b>	<b>Anesthetics for topical use</b>	3 097	3 669	5 405	6 532	6 754	67	632	3 064	1 908	1 150	1 112
D04AB01	lidocaine <sup>1)</sup>	3 097	3 669	5 405	6 532	6 754	67	632	3 064	1 908	1 150	1 112
<b>D04AX</b>	<b>Other antipruritics<sup>1)</sup></b>	1 169	674	1 307	1 522	1 639	55	349	428	355	507	228
<b>D05</b>	<b>ANTIPSORIATICS</b>	31 269	31 759	30 335	29 409	30 300	44	525	8 649	15 572	5 554	39 601
<b>D05A</b>	<b>ANTIPSORIATICS FOR TOPICAL USE</b>	29 921	30 308	28 872	27 844	28 529	44	517	8 302	14 467	5 243	30 550
<b>D05AA</b>	<b>Tars<sup>1)</sup></b>	1 017	905	960	1 100	1 297	59	115	418	433	331	323
<b>D05AC</b>	<b>Antracen derivatives</b>	7	<5	10	11	10	60	<5	6	<5	0	4
D05AC01	dithranol	7	<5	10	11	10	60	<5	6	<5	0	4
<b>D05AX</b>	<b>Other antipsoriatics for topical use</b>	29 076	29 573	28 055	26 890	27 417	43	409	7 944	14 120	4 944	30 219
D05AX02	calcipotriol	5 640	2 226	1 559	902	20	55	<5	<5	12	<5	70
D05AX03	calcitriol	1 092	1 174	1 170	1 438	1 407	46	32	368	732	275	1 059
D05AX52	calcipotriol, combinations	25 237	27 797	26 578	25 692	26 546	43	389	7 736	13 660	4 761	29 090
<b>D05B</b>	<b>ANTIPSORIATICS FOR SYSTEMIC USE</b>	1 943	2 106	2 106	2 118	2 360	42	10	495	1 446	409	9 051
<b>D05BA</b>	<b>Psoralens for systemic use</b>	32	26	20	14	17	59	0	7	8	<5	18
D05BA02	methoxsalen	29	26	20	14	17	59	0	7	8	<5	18
D05BA03	bergapten	<5	0	0	0	0	-	0	0	0	0	0
<b>D05BB</b>	<b>Retinoids for treatment of psoriasis</b>	1 866	2 019	2 026	2 048	2 277	42	10	466	1 401	400	6 079
D05BB02	acitretin	1 866	2 019	2 026	2 048	2 277	42	10	466	1 401	400	6 079
<b>D05BX</b>	<b>Other antipsoriatics for systemic use</b>	50	71	63	60	71	34	0	24	40	7	2 954
D05BX51	fumaric acid derivatives, combinations	50	71	63	60	71	34	0	24	40	7	2 954
<b>D06</b>	<b>ANTIBIOTICS AND CHEMOTHERAPEUTICS FOR DERMATOLOGICAL USE</b>	113 829	110 679	110 706	114 445	114 148	58	12 550	44 123	37 079	20 396	32 337
<b>D06A</b>	<b>ANTIBIOTICS FOR TOPICAL USE</b>	61 008	58 567	57 381	58 240	57 313	55	10 658	18 333	17 990	10 332	5 452

<sup>1)</sup>The ATC level comprises OTC medicinal products. The number of individuals is registered for prescription sales only.

## ATC group D

ATC level	2011	2012	2013	2014	2015	Share of women (%)	2015				2015
	Number of individuals						Number of individuals per age group				Sales in 1000 NOK
	<15	15-44	45-69	≥70							
<b>D06AA Tetracycline and derivatives</b>	<b>2 878</b>	<b>2 922</b>	<b>3 260</b>	<b>3 251</b>	<b>3 335</b>	<b>54</b>	<b>406</b>	<b>971</b>	<b>1 273</b>	<b>685</b>	<b>450</b>
D06AA02 chlortetracycline	28	27	27	25	25	56	<5	8	11	5	10
D06AA03 oxytetracycline	2 850	2 897	3 234	3 228	3 311	54	405	963	1 263	680	439
<b>D06AX Other antibiotics for topical use</b>	<b>58 299</b>	<b>55 806</b>	<b>54 292</b>	<b>55 167</b>	<b>54 187</b>	<b>55</b>	<b>10 274</b>	<b>17 436</b>	<b>16 783</b>	<b>9 694</b>	<b>5 002</b>
D06AX01 fusidic acid <sup>1)</sup>	55 137	53 101	51 166	51 824	50 642	55	8 996	16 310	16 055	9 281	4 458
D06AX05 bacitracin <sup>1)</sup>	2 378	1 986	2 231	2 111	2 132	49	632	687	488	325	273
D06AX09 mupirocin	31	41	90	89	97	53	10	50	29	8	22
D06AX13 retapamulin	1 005	875	1 046	1 384	1 549	55	721	453	260	115	250
<b>D06B CHEMOTHERAPEUTICS FOR TOPICAL USE</b>	<b>54 942</b>	<b>54 044</b>	<b>55 283</b>	<b>58 212</b>	<b>58 864</b>	<b>60</b>	<b>1 998</b>	<b>26 499</b>	<b>19 808</b>	<b>10 559</b>	<b>26 885</b>
<b>D06BA Sulfonamides</b>	<b>3 410</b>	<b>3 569</b>	<b>3 482</b>	<b>3 425</b>	<b>3 223</b>	<b>56</b>	<b>536</b>	<b>1 132</b>	<b>979</b>	<b>576</b>	<b>558</b>
D06BA01 silver sulfadiazine	3 410	3 569	3 482	3 425	3 223	56	536	1 132	979	576	558
<b>D06BB Antivirals</b>	<b>40 813</b>	<b>39 042</b>	<b>38 980</b>	<b>38 259</b>	<b>36 163</b>	<b>58</b>	<b>1 251</b>	<b>19 909</b>	<b>10 005</b>	<b>4 998</b>	<b>15 437</b>
D06BB03 aciclovir <sup>1)</sup>	18 274	16 784	16 801	16 331	15 247	71	833	6 754	5 896	1 764	2 679
D06BB04 podophyllotoxin	13 738	12 944	13 095	13 271	12 600	44	125	11 073	1 337	65	2 786
D06BB06 penciclovir <sup>1)</sup>	2 738	1 886	1 560	1 382	1 087	68	53	438	428	168	216
D06BB10 imiquimod	7 040	8 413	8 386	8 081	7 994	54	242	2 263	2 456	3 033	9 649
D06BB12 sinecatechins	0	0	0	102	169	57	6	144	18	<5	107
<b>D06BX Other chemotherapeutics</b>	<b>11 017</b>	<b>11 737</b>	<b>13 197</b>	<b>17 168</b>	<b>20 168</b>	<b>64</b>	<b>218</b>	<b>5 585</b>	<b>9 084</b>	<b>5 281</b>	<b>10 891</b>
D06BX01 metronidazole <sup>1)</sup>	11 017	11 737	12 942	14 084	14 661	67	218	5 493	6 650	2 300	3 370
D06BX02 ingenol mebutate	0	0	259	3 131	5 570	55	0	93	2 468	3 009	7 521
<b>D07 CORTICOSTEROIDS, DERMATOLOGICAL PREPARATIONS</b>	<b>361 203</b>	<b>366 001</b>	<b>368 248</b>	<b>383 391</b>	<b>390 492</b>	<b>54</b>	<b>56 684</b>	<b>120 590</b>	<b>139 059</b>	<b>74 159</b>	<b>91 318</b>
<b>D07A CORTICOSTEROIDS, PLAIN</b>	<b>300 645</b>	<b>311 219</b>	<b>314 150</b>	<b>326 417</b>	<b>336 662</b>	<b>55</b>	<b>51 029</b>	<b>103 504</b>	<b>118 775</b>	<b>63 354</b>	<b>70 774</b>
<b>D07AA Corticosteroids, weak (group I)</b>	<b>28 849</b>	<b>30 901</b>	<b>29 941</b>	<b>31 054</b>	<b>32 758</b>	<b>55</b>	<b>15 212</b>	<b>8 810</b>	<b>5 486</b>	<b>3 250</b>	<b>3 936</b>
D07AA02 hydrocortisone <sup>1)</sup>	28 849	30 901	29 931	31 043	32 748	55	15 210	8 806	5 484	3 248	3 900
<b>D07AB Corticosteroids, moderately potent (group II)</b>	<b>102 552</b>	<b>102 396</b>	<b>105 292</b>	<b>108 731</b>	<b>114 403</b>	<b>55</b>	<b>27 812</b>	<b>34 813</b>	<b>32 733</b>	<b>19 045</b>	<b>16 127</b>
D07AB02 hydrocortisone butyrate	70 580	97 892	85 367	86 629	90 223	55	23 048	27 654	24 882	14 639	12 697
D07AB08 desonide	33 950	5 881	21 365	23 431	25 637	55	5 249	7 570	8 194	4 624	3 431
<b>D07AC Corticosteroids, potent (group III)</b>	<b>157 096</b>	<b>164 821</b>	<b>163 406</b>	<b>169 221</b>	<b>169 857</b>	<b>53</b>	<b>16 748</b>	<b>55 109</b>	<b>63 351</b>	<b>34 649</b>	<b>36 791</b>
D07AC01 betamethasone	54 076	58 253	58 313	61 394	50 576	53	2 999	16 009	20 522	11 046	7 303
D07AC03 desoximetasone	12 998	12 664	11 671	11 616	14 874	52	767	4 120	6 353	3 634	5 769
D07AC04 fluocinolone acetonide	6 008	5 854	5 421	5 242	7 313	53	347	1 707	3 131	2 128	1 278

<sup>1)</sup>The ATC level comprises OTC medicinal products. The number of individuals is registered for prescription sales only.



## ATC group D

ATC level	2011	2012	2013	2014	2015	Share of women (%)	2015				2015
	Number of individuals						Number of individuals per age group				Sales in 1000 NOK
	<15	15-44	45-69	≥70							
D07AC08 flucinonide	670	602	541	499	476	53	10	73	242	151	94
D07AC13 mometasone	78 528	82 943	83 267	86 611	100 728	53	12 520	34 294	34 891	19 023	21 210
D07AC17 fluticasone	11 896	12 072	11 613	11 447	5 706	52	888	1 915	1 886	1 017	1 136
<b>D07AD Corticosteroids, very potent (group IV)</b>	<b>54 584</b>	<b>57 408</b>	<b>60 150</b>	<b>64 278</b>	<b>69 387</b>	<b>57</b>	<b>2 238</b>	<b>20 627</b>	<b>32 322</b>	<b>14 200</b>	<b>13 920</b>
D07AD01 clobetasol	54 584	57 408	60 150	64 278	69 387	57	2 238	20 627	32 322	14 200	13 920
<b>D07B CORTICOSTEROIDS, COMBINATIONS WITH ANTISEPTICS</b>	<b>37 823</b>	<b>29 417</b>	<b>29 528</b>	<b>32 128</b>	<b>26 796</b>	<b>48</b>	<b>3 768</b>	<b>7 723</b>	<b>9 751</b>	<b>5 554</b>	<b>3 975</b>
<b>D07BB Corticosteroids, moderately potent, combinations with antiseptics</b>	<b>15 218</b>	<b>194</b>	<b>1 955</b>	<b>6 060</b>	<b>10 008</b>	<b>49</b>	<b>2 133</b>	<b>2 769</b>	<b>3 207</b>	<b>1 899</b>	<b>1 561</b>
D07BB02 desonide and antiseptics	15 217	194	1 955	6 060	10 008	49	2 133	2 769	3 207	1 899	1 561
D07BB03 triamcinolone and antiseptics	<5	0	0	0	0	-	0	0	0	0	0
<b>D07BC Corticosteroids, potent, combinations with antiseptics</b>	<b>23 508</b>	<b>29 251</b>	<b>27 796</b>	<b>26 504</b>	<b>17 791</b>	<b>48</b>	<b>1 852</b>	<b>5 227</b>	<b>6 876</b>	<b>3 836</b>	<b>2 414</b>
D07BC01 betamethasone and antiseptics	21 243	26 888	25 387	23 808	12 277	48	1 267	3 549	4 821	2 640	1 647
D07BC02 fluocinolone acetonide and antiseptics	2 358	2 471	2 540	3 029	6 372	49	695	1 902	2 348	1 427	767
<b>D07C CORTICOSTEROIDS, COMBINATIONS WITH ANTIBIOTICS</b>	<b>26 158</b>	<b>26 354</b>	<b>25 078</b>	<b>25 819</b>	<b>26 035</b>	<b>54</b>	<b>4 903</b>	<b>7 872</b>	<b>8 323</b>	<b>4 937</b>	<b>3 347</b>
<b>D07CA Corticosteroids, weak, combinations with antibiotics</b>	<b>26 158</b>	<b>26 350</b>	<b>25 072</b>	<b>25 812</b>	<b>25 964</b>	<b>54</b>	<b>4 890</b>	<b>7 850</b>	<b>8 302</b>	<b>4 922</b>	<b>3 331</b>
D07CA01 hydrocortisone and antibiotics	26 158	26 350	25 072	25 812	25 964	54	4 890	7 850	8 302	4 922	3 331
<b>D07CB Corticosteroids, moderately potent, combinations with antibiotics</b>	<b>0</b>	<b>0</b>	<b>&lt;5</b>	<b>&lt;5</b>	<b>&lt;5</b>	<b>-</b>	<b>0</b>	<b>&lt;5</b>	<b>0</b>	<b>&lt;5</b>	<b>1</b>
D07CB01 triamcinolone and antibiotics	0	0	<5	<5	<5	-	0	<5	0	<5	1
<b>D07CC Corticosteroids, potent, combinations with antibiotics</b>	<b>0</b>	<b>5</b>	<b>&lt;5</b>	<b>6</b>	<b>77</b>	<b>52</b>	<b>16</b>	<b>23</b>	<b>22</b>	<b>16</b>	<b>15</b>
D07CC01 betamethasone and antibiotics	0	<5	<5	5	76	51	16	22	22	16	14
D07CC05 flucinonide and antibiotics	0	<5	<5	<5	<5	-	0	<5	0	0	2
<b>D07X CORTICOSTEROIDS, OTHER COMBINATIONS</b>	<b>25 912</b>	<b>26 280</b>	<b>26 715</b>	<b>28 020</b>	<b>29 001</b>	<b>51</b>	<b>897</b>	<b>9 967</b>	<b>12 440</b>	<b>5 697</b>	<b>13 223</b>
<b>D07XC Corticosteroids, potent, other combinations</b>	<b>25 912</b>	<b>26 280</b>	<b>26 715</b>	<b>28 020</b>	<b>29 001</b>	<b>51</b>	<b>897</b>	<b>9 967</b>	<b>12 440</b>	<b>5 697</b>	<b>13 223</b>
D07XC01 betamethasone	25 912	26 280	26 715	28 020	29 001	51	897	9 967	12 440	5 697	13 223

## ATC group D

ATC level		2011	2012	2013	2014	2015	Share of women (%)	2015				2015
		Number of individuals						Number of individuals per age group				Sales in 1000 NOK
								<15	15-44	45-69	≥70	
<b>D08</b>	<b>ANTISEPTICS AND DISINFECTANTS</b>	<b>19 088</b>	<b>19 212</b>	<b>20 441</b>	<b>20 754</b>	<b>20 438</b>	<b>60</b>	<b>3 565</b>	<b>8 155</b>	<b>5 943</b>	<b>2 775</b>	<b>3 717</b>
<b>D08A</b>	<b>ANTISEPTICS AND DISINFECTANTS</b>	<b>19 088</b>	<b>19 212</b>	<b>20 441</b>	<b>20 754</b>	<b>20 438</b>	<b>60</b>	<b>3 565</b>	<b>8 155</b>	<b>5 943</b>	<b>2 775</b>	<b>3 717</b>
<b>D08AB</b>	<b>Aluminium agents<sup>1)</sup></b>	<b>338</b>	<b>416</b>	<b>429</b>	<b>457</b>	<b>515</b>	<b>52</b>	<b>181</b>	<b>154</b>	<b>123</b>	<b>57</b>	<b>78</b>
<b>D08AC</b>	<b>Biguanides and amidines</b>	<b>15 689</b>	<b>15 791</b>	<b>17 326</b>	<b>17 501</b>	<b>17 139</b>	<b>62</b>	<b>2 748</b>	<b>7 213</b>	<b>5 030</b>	<b>2 148</b>	<b>3 016</b>
D08AC01	dibrompropamidine <sup>1)</sup>	3 802	4 729	5 561	6 315	6 347	51	2 164	1 942	1 231	1 010	971
D08AC02	chlorhexidine <sup>1)</sup>	12 095	11 282	12 076	11 580	11 212	67	733	5 427	3 881	1 171	2 045
<b>D08AG</b>	<b>Iodine products</b>	<b>62</b>	<b>85</b>	<b>79</b>	<b>108</b>	<b>105</b>	<b>57</b>	<b>10</b>	<b>16</b>	<b>36</b>	<b>43</b>	<b>56</b>
D08AG02	povidone-iodine	26	56	50	78	64	69	<5	8	21	31	43
D08AG03	iodine <sup>1)</sup>	36	29	29	30	41	39	6	8	15	12	13
<b>D08AJ</b>	<b>Quaternary ammonium compounds</b>	<b>173</b>	<b>134</b>	<b>124</b>	<b>156</b>	<b>140</b>	<b>47</b>	<b>23</b>	<b>48</b>	<b>39</b>	<b>30</b>	<b>116</b>
D08AJ03	cetylpyridinium <sup>1)</sup>	173	134	124	156	140	47	23	48	39	30	116
<b>D08AL</b>	<b>Silver compounds</b>	<b>&lt;5</b>	<b>&lt;5</b>	<b>10</b>	<b>26</b>	<b>19</b>	<b>47</b>	<b>0</b>	<b>5</b>	<b>11</b>	<b>&lt;5</b>	<b>13</b>
D08AL01	silver nitrate	<5	<5	10	26	19	47	0	5	11	<5	13
<b>D08AX</b>	<b>Other antiseptics and disinfectants</b>	<b>2 971</b>	<b>2 922</b>	<b>2 618</b>	<b>2 681</b>	<b>2 677</b>	<b>51</b>	<b>663</b>	<b>760</b>	<b>738</b>	<b>516</b>	<b>438</b>
D08AX01	hydrogen peroxide	1 741	1 669	1 526	1 443	1 451	57	330	410	404	307	166
D08AX06	potassium permanganate <sup>1)</sup>	1 240	1 264	1 103	1 258	1 232	46	335	356	334	207	262
<b>D09</b>	<b>MEDICATED DRESSINGS</b>	<b>1 848</b>	<b>1 767</b>	<b>1 718</b>	<b>1 669</b>	<b>1 419</b>	<b>56</b>	<b>78</b>	<b>251</b>	<b>473</b>	<b>617</b>	<b>478</b>
<b>D09A</b>	<b>MEDICATED DRESSINGS</b>	<b>1 848</b>	<b>1 767</b>	<b>1 718</b>	<b>1 669</b>	<b>1 419</b>	<b>56</b>	<b>78</b>	<b>251</b>	<b>473</b>	<b>617</b>	<b>478</b>
<b>D09AA</b>	<b>Medicated dressings with antiinfectives</b>	<b>1 848</b>	<b>1 684</b>	<b>1 607</b>	<b>1 538</b>	<b>1 324</b>	<b>56</b>	<b>76</b>	<b>246</b>	<b>444</b>	<b>558</b>	<b>207</b>
D09AA02	fusidic acid	1 848	1 684	1 607	1 538	1 324	56	76	246	444	558	207
<b>D09AB</b>	<b>Zinc bandages</b>	<b>0</b>	<b>84</b>	<b>112</b>	<b>135</b>	<b>95</b>	<b>53</b>	<b>&lt;5</b>	<b>5</b>	<b>29</b>	<b>59</b>	<b>271</b>
D09AB01	zinc bandage without supplements	0	84	112	135	95	53	<5	5	29	59	271
<b>D10</b>	<b>ANTI-ACNE PREPARATIONS</b>	<b>60 886</b>	<b>66 816</b>	<b>70 355</b>	<b>73 055</b>	<b>75 626</b>	<b>66</b>	<b>4 328</b>	<b>57 848</b>	<b>10 898</b>	<b>2 552</b>	<b>53 968</b>
<b>D10A</b>	<b>ANTI-ACNE PREPARATIONS FOR TOPICAL USE<sup>1)</sup></b>	<b>56 374</b>	<b>61 689</b>	<b>64 217</b>	<b>66 001</b>	<b>67 281</b>	<b>67</b>	<b>4 190</b>	<b>50 150</b>	<b>10 424</b>	<b>2 517</b>	<b>24 963</b>
D10AD	Retinoids for topical use in acne	32 174	36 043	37 161	38 217	40 354	67	3 001	33 513	2 938	902	17 441
D10AD01	tretinoin	10 221	10 977	6 861	2 723	3 108	85	33	1 231	1 314	530	1 025
D10AD02	retinol	176	185	63	0	0	-	0	0	0	0	0
D10AD03	adapalene	6 598	5 960	6 750	8 020	7 711	69	535	6 140	739	297	1 669
D10AD51	tretinoin, combinations	0	0	<5	740	4 943	70	394	4 264	253	32	1 382
D10AD53	adapalene, combinations	16 392	20 141	24 781	27 891	26 558	65	2 220	23 601	691	46	13 365
<b>D10AE</b>	<b>Peroxides</b>	<b>2 354</b>	<b>2 633</b>	<b>2 995</b>	<b>2 878</b>	<b>2 736</b>	<b>59</b>	<b>325</b>	<b>2 269</b>	<b>119</b>	<b>23</b>	<b>576</b>
D10AE01	benzoyl peroxide <sup>1)</sup>	2 354	2 633	2 995	2 878	2 736	59	325	2 269	119	23	576

<sup>1)</sup>The ATC level comprises OTC medicinal products. The number of individuals is registered for prescription sales only.

## ATC group D

ATC level	2011	2012	2013	2014	2015	Share of women (%)	2015				2015
	Number of individuals						Number of individuals per age group				Sales in 1000 NOK
	<15	15-44	45-69	≥70							
<b>D10AF Antiinfectives for treatment of acne</b>	<b>16 714</b>	<b>17 068</b>	<b>17 498</b>	<b>17 296</b>	<b>16 530</b>	<b>66</b>	<b>1 030</b>	<b>11 913</b>	<b>3 070</b>	<b>517</b>	<b>3 311</b>
D10AF01 clindamycin	16 677	17 029	17 450	17 260	16 501	66	1 029	11 892	3 064	516	3 300
D10AF02 erythromycin	38	41	50	38	30	77	<5	22	6	<5	11
<b>D10AX Other anti-acne preparations for topical use</b>	<b>13 815</b>	<b>14 942</b>	<b>15 685</b>	<b>16 590</b>	<b>15 936</b>	<b>72</b>	<b>548</b>	<b>9 536</b>	<b>4 743</b>	<b>1 109</b>	<b>3 635</b>
D10AX03 azelaic acid	13 810	14 935	15 673	16 583	15 933	72	548	9 535	4 741	1 109	3 635
D10AX30 various combinations <sup>1)</sup>	5	7	12	7	<5	-	0	<5	<5	0	1
<b>D10B ANTI-ACNE PREPARATIONS FOR SYSTEMIC USE</b>	<b>6 609</b>	<b>7 853</b>	<b>9 255</b>	<b>10 678</b>	<b>12 520</b>	<b>55</b>	<b>281</b>	<b>11 586</b>	<b>605</b>	<b>48</b>	<b>29 005</b>
<b>D10BA Retinoids for treatment of acne</b>	<b>6 609</b>	<b>7 853</b>	<b>9 255</b>	<b>10 678</b>	<b>12 520</b>	<b>55</b>	<b>281</b>	<b>11 586</b>	<b>605</b>	<b>48</b>	<b>29 005</b>
D10BA01 isotretinoin	6 609	7 853	9 255	10 678	12 520	55	281	11 586	605	48	29 005
<b>D11 OTHER DERMATOLOGICAL PREPARATIONS</b>	<b>18 059</b>	<b>18 430</b>	<b>19 627</b>	<b>23 322</b>	<b>27 490</b>	<b>60</b>	<b>3 550</b>	<b>12 730</b>	<b>8 878</b>	<b>2 332</b>	<b>27 657</b>
<b>D11A OTHER DERMATOLOGICAL PREPARATIONS</b>	<b>18 059</b>	<b>18 430</b>	<b>19 627</b>	<b>23 322</b>	<b>27 490</b>	<b>60</b>	<b>3 550</b>	<b>12 730</b>	<b>8 878</b>	<b>2 332</b>	<b>27 657</b>
<b>D11AC Medicated shampoos</b>	<b>1 205</b>	<b>1 220</b>	<b>1 449</b>	<b>1 714</b>	<b>1 810</b>	<b>52</b>	<b>164</b>	<b>1 196</b>	<b>350</b>	<b>100</b>	<b>258</b>
D11AC03 selenium compounds <sup>1)</sup>	1 205	1 220	1 449	1 714	1 810	52	164	1 196	350	100	258
<b>D11AF Wart and anti-corn preparations<sup>1)</sup></b>	<b>2 068</b>	<b>1 972</b>	<b>2 333</b>	<b>2 675</b>	<b>2 836</b>	<b>51</b>	<b>1 227</b>	<b>1 064</b>	<b>427</b>	<b>118</b>	<b>520</b>
<b>D11AH Agents for dermatitis, excluding corticosteroids</b>	<b>12 174</b>	<b>12 661</b>	<b>13 169</b>	<b>14 357</b>	<b>16 451</b>	<b>58</b>	<b>2 140</b>	<b>7 495</b>	<b>5 469</b>	<b>1 347</b>	<b>20 527</b>
D11AH01 tacrolimus	8 318	8 696	8 887	9 658	10 391	58	1 309	4 787	3 430	865	4 794
D11AH02 pimecrolimus	3 996	3 952	4 224	4 570	5 744	60	881	2 643	1 755	465	2 678
D11AH04 alitretinoin	80	221	317	364	733	53	<5	277	411	44	13 055
<b>D11AX Other dermatologicals</b>	<b>2 677</b>	<b>2 634</b>	<b>2 757</b>	<b>4 732</b>	<b>6 649</b>	<b>72</b>	<b>26</b>	<b>3 102</b>	<b>2 739</b>	<b>782</b>	<b>6 352</b>
D11AX01 minoxidil <sup>1)</sup>	161	199	292	325	358	75	<5	205	104	46	198
D11AX10 finasteride	673	625	583	566	531	1	0	393	134	<5	2 752
D11AX16 eflornithine	126	295	380	559	685	99	8	396	228	53	539
D11AX18 diclofenac	1 132	709	465	339	249	45	0	5	75	169	278
D11AX21 brimonidine	0	0	0	1 571	2 489	71	5	952	1 261	271	1 625
D11AX22 ivermectin	0	0	0	0	838	63	<5	330	415	91	291

<sup>1)</sup>The ATC level comprises OTC medicinal products. The number of individuals is registered for prescription sales only.

## 2.11 ATC group G – Genito urinary system and sex hormones

ATC level		2011	2012	2013	2014	2015	Share of women (%)	2015				2015
		Number of individuals						Number of individuals per age group				Sales in 1000 NOK
								<15	15–44	45–69	≥70	
<b>G</b>	<b>GENITO URINARY SYSTEM AND SEX HORMONES</b>	<b>745 367</b>	<b>761 600</b>	<b>785 598</b>	<b>814 856</b>	<b>834 913</b>	<b>79</b>	<b>3 320</b>	<b>443 819</b>	<b>262 184</b>	<b>125 590</b>	<b>1 007 178</b>
<b>G01</b>	<b>GYNECOLOGICAL ANTIINFECTIVES AND ANTISEPTICS</b>	<b>33 034</b>	<b>33 653</b>	<b>35 989</b>	<b>37 651</b>	<b>38 581</b>	<b>99</b>	<b>117</b>	<b>28 019</b>	<b>8 637</b>	<b>1 808</b>	<b>8 593</b>
<b>G01A</b>	<b>ANTIINFECTIVES AND ANTISEPTICS, EXCL. COMBINATIONS WITH CORTICOSTEROIDS</b>	<b>33 034</b>	<b>33 653</b>	<b>35 989</b>	<b>37 651</b>	<b>38 581</b>	<b>99</b>	<b>117</b>	<b>28 019</b>	<b>8 637</b>	<b>1 808</b>	<b>8 593</b>
<b>G01AA</b>	<b>Antibiotics</b>	<b>20 475</b>	<b>20 926</b>	<b>22 040</b>	<b>22 774</b>	<b>23 991</b>	<b>100</b>	<b>63</b>	<b>17 610</b>	<b>5 508</b>	<b>810</b>	<b>5 698</b>
G01AA10	clindamycin	20 475	20 926	22 040	22 774	23 991	100	63	17 610	5 508	810	5 698
<b>G01AC</b>	<b>Quinoline derivatives</b>	<b>0</b>	<b>0</b>	<b>0</b>	<b>0</b>	<b>11</b>	<b>100</b>	<b>0</b>	<b>6</b>	<b>&lt;5</b>	<b>&lt;5</b>	<b>2</b>
G01AC05	dequalinium	0	0	0	0	11	100	0	6	<5	<5	2
<b>G01AD</b>	<b>Organic acids</b>	<b>0</b>	<b>&lt;5</b>	<b>7</b>	<b>11</b>	<b>15</b>	<b>27</b>	<b>&lt;5</b>	<b>&lt;5</b>	<b>5</b>	<b>7</b>	<b>16</b>
G01AD02	acetic acid <sup>1)</sup>	0	<5	7	11	15	27	<5	<5	5	7	16
<b>G01AF</b>	<b>Imidazole derivatives</b>	<b>13 896</b>	<b>14 039</b>	<b>15 467</b>	<b>16 452</b>	<b>16 258</b>	<b>99</b>	<b>52</b>	<b>11 714</b>	<b>3 449</b>	<b>1 043</b>	<b>2 859</b>
G01AF01	metronidazole	6 546	7 327	7 569	7 540	7 378	99	7	5 363	1 757	251	995
G01AF02	clotrimazole <sup>1)</sup>	5 949	5 667	6 873	7 945	8 012	99	38	5 779	1 491	704	1 640
G01AF04	miconazole	64	0	0	0	0	–	0	0	0	0	0
G01AF05	econazole <sup>1)</sup>	1 621	1 328	1 322	1 269	1 169	98	8	807	252	102	224
<b>G01AX</b>	<b>Other antiinfectives and antiseptics</b>	<b>5</b>	<b>8</b>	<b>9</b>	<b>8</b>	<b>9</b>	<b>56</b>	<b>0</b>	<b>&lt;5</b>	<b>8</b>	<b>0</b>	<b>17</b>
G01AX03	policresulen	5	8	9	8	9	56	0	<5	8	0	17
<b>G02</b>	<b>OTHER GYNECOLOGICALS</b>	<b>46 752</b>	<b>47 284</b>	<b>47 703</b>	<b>48 763</b>	<b>49 252</b>	<b>99</b>	<b>13</b>	<b>42 216</b>	<b>6 799</b>	<b>224</b>	<b>56 183</b>
<b>G02A</b>	<b>UTEROTONICS</b>	<b>11</b>	<b>7</b>	<b>6</b>	<b>9</b>	<b>10</b>	<b>100</b>	<b>0</b>	<b>9</b>	<b>&lt;5</b>	<b>0</b>	<b>2</b>
<b>G02AB</b>	<b>Ergot alkaloids</b>	<b>11</b>	<b>7</b>	<b>5</b>	<b>9</b>	<b>10</b>	<b>100</b>	<b>0</b>	<b>9</b>	<b>&lt;5</b>	<b>0</b>	<b>2</b>
G02AB01	methylergometrine	11	7	5	9	10	100	0	9	<5	0	2
<b>G02AD</b>	<b>Prostaglandins</b>	<b>0</b>	<b>0</b>	<b>&lt;5</b>	<b>0</b>	<b>0</b>	<b>–</b>	<b>0</b>	<b>0</b>	<b>0</b>	<b>0</b>	<b>0</b>
G02AD02	dinoprostone	0	0	<5	0	0	–	0	0	0	0	0
<b>G02B</b>	<b>CONTRACEPTIVES FOR TOPICAL USE</b>	<b>44 425</b>	<b>45 106</b>	<b>45 532</b>	<b>46 536</b>	<b>46 916</b>	<b>100</b>	<b>10</b>	<b>40 919</b>	<b>5 986</b>	<b>&lt;5</b>	<b>53 157</b>
<b>G02BA</b>	<b>Intrauterine contraceptives</b>	<b>25 084</b>	<b>25 507</b>	<b>25 540</b>	<b>27 849</b>	<b>28 969</b>	<b>100</b>	<b>6</b>	<b>23 581</b>	<b>5 382</b>	<b>0</b>	<b>35 142</b>
G02BA03	plastic IUD with progestogen	25 084	25 507	25 540	27 849	28 969	100	6	23 581	5 382	0	35 142
<b>G02BB</b>	<b>Intravaginal contraceptives</b>	<b>19 552</b>	<b>19 825</b>	<b>20 195</b>	<b>18 993</b>	<b>18 263</b>	<b>100</b>	<b>&lt;5</b>	<b>17 647</b>	<b>611</b>	<b>&lt;5</b>	<b>18 014</b>
G02BB01	vaginal ring with progestogen and estrogen	19 552	19 825	20 195	18 993	18 263	100	<5	17 647	611	<5	18 014
<b>G02C</b>	<b>OTHER GYNECOLOGICALS</b>	<b>2 414</b>	<b>2 267</b>	<b>2 270</b>	<b>2 310</b>	<b>2 393</b>	<b>75</b>	<b>&lt;5</b>	<b>1 352</b>	<b>815</b>	<b>223</b>	<b>3 025</b>
<b>G02CB</b>	<b>Prolactine inhibitors</b>	<b>2 414</b>	<b>2 267</b>	<b>2 270</b>	<b>2 310</b>	<b>2 277</b>	<b>73</b>	<b>&lt;5</b>	<b>1 348</b>	<b>712</b>	<b>214</b>	<b>2 970</b>
G02CB01	bromocriptine	1 248	1 057	998	935	796	89	<5	569	168	58	541
G02CB03	cabergoline	948	1 004	1 104	1 197	1 319	65	<5	720	459	138	1 692

<sup>1)</sup>The ATC level comprises OTC medicinal products. The number of individuals is registered for prescription sales only.

## ATC group G

ATC level	2011	2012	2013	2014	2015	Share of women (%)	2015				2015	
	Number of individuals						Number of individuals per age group				Sales in 1000 NOK	
	<15	15-44	45-69	≥70								
G02CB04	quinagolide	260	245	224	215	200	72	0	87	94	19	738
<b>G02CX</b>	<b>Other gynecologicals</b>	<b>0</b>	<b>0</b>	<b>0</b>	<b>0</b>	<b>116</b>	<b>100</b>	<b>0</b>	<b>&lt;5</b>	<b>103</b>	<b>9</b>	<b>55</b>
G02CX04	cimicifugae rhizoma <sup>1)</sup>	0	0	0	0	116	100	0	<5	103	9	55
<b>G03</b>	<b>SEX HORMONES AND MODULATORS OF THE GENITAL SYSTEM</b>	<b>538 164</b>	<b>545 211</b>	<b>558 156</b>	<b>574 970</b>	<b>583 813</b>	<b>98</b>	<b>2 449</b>	<b>379 532</b>	<b>156 122</b>	<b>45 710</b>	<b>470 331</b>
<b>G03A</b>	<b>HORMONAL CONTRACEPTIVES FOR SYSTEMIC USE</b>	<b>321 843</b>	<b>326 979</b>	<b>336 365</b>	<b>344 780</b>	<b>350 530</b>	<b>100</b>	<b>1 207</b>	<b>332 722</b>	<b>16 591</b>	<b>10</b>	<b>185 374</b>
<b>G03AA</b>	<b>Progestogens and estrogens, fixed combinations</b>	<b>225 448</b>	<b>228 299</b>	<b>233 755</b>	<b>237 257</b>	<b>238 506</b>	<b>100</b>	<b>932</b>	<b>231 874</b>	<b>5 699</b>	<b>&lt;5</b>	<b>130 462</b>
G03AA07	levonorgestrel and ethinylestradiol	97 290	113 359	125 595	138 446	145 893	100	717	142 610	2 566	0	62 361
G03AA09	desogestrel and ethinylestradiol	63 104	56 448	51 914	45 947	41 675	100	122	40 322	1 231	0	16 741
G03AA12	drospirenone and ethinylestradiol	68 101	59 748	56 408	51 722	48 898	100	130	47 195	1 573	0	43 416
G03AA13	norelgestromin and ethinylestradiol	9 054	8 962	8 904	9 068	8 749	100	8	8 420	320	<5	6 802
G03AA14	nomegestrol and estradiol	0	972	1 194	1 136	1 152	100	<5	1 103	48	0	1 141
<b>G03AB</b>	<b>Progestogens and estrogens, sequential preparations</b>	<b>16 199</b>	<b>14 793</b>	<b>13 478</b>	<b>12 595</b>	<b>11 528</b>	<b>100</b>	<b>16</b>	<b>10 677</b>	<b>834</b>	<b>&lt;5</b>	<b>5 095</b>
G03AB03	levonorgestrel and ethinylestradiol	<5	0	0	0	0	-	0	0	0	0	0
G03AB04	norethisterone and ethinylestradiol	14 345	12 782	11 584	10 756	9 757	100	13	9 058	685	<5	3 221
G03AB08	dienogest and estradiol	1 895	2 050	1 921	1 860	1 793	100	<5	1 641	149	0	1 874
<b>G03AC</b>	<b>Progestogens</b>	<b>96 460</b>	<b>100 424</b>	<b>105 909</b>	<b>112 335</b>	<b>119 606</b>	<b>100</b>	<b>318</b>	<b>108 970</b>	<b>10 310</b>	<b>8</b>	<b>49 737</b>
G03AC01	norethisterone	6 657	6 120	5 776	5 330	4 908	100	7	4 108	793	0	1 190
G03AC03	levonorgestrel	<5	0	0	0	0	-	0	0	0	0	0
G03AC06	medroxyprogesterone	19 338	18 871	18 870	18 611	18 083	100	37	14 090	3 953	<5	4 511
G03AC08	etonogestrel	4 147	5 381	6 642	8 049	12 685	100	36	12 395	254	0	14 653
G03AC09	desogestrel	68 331	72 227	77 052	83 057	87 434	100	246	81 791	5 392	5	29 382
<b>G03AD</b>	<b>Emergency contraceptives</b>	<b>165</b>	<b>134</b>	<b>241</b>	<b>1 090</b>	<b>285</b>	<b>99</b>	<b>5</b>	<b>269</b>	<b>11</b>	<b>0</b>	<b>80</b>
G03AD01	levonorgestrel <sup>1)</sup>	87	82	113	131	71	99	<5	65	<5	0	16
G03AD02	ulipristal <sup>1)</sup>	78	53	129	961	216	100	<5	206	8	0	64
<b>G03B</b>	<b>ANDROGENS</b>	<b>6 300</b>	<b>7 262</b>	<b>8 752</b>	<b>10 764</b>	<b>12 272</b>	<b>11</b>	<b>34</b>	<b>3 036</b>	<b>7 454</b>	<b>1 748</b>	<b>43 187</b>
<b>G03BA</b>	<b>3-oxoandrogen (4) derivatives</b>	<b>6 282</b>	<b>7 254</b>	<b>8 741</b>	<b>10 756</b>	<b>12 268</b>	<b>11</b>	<b>34</b>	<b>3 032</b>	<b>7 454</b>	<b>1 748</b>	<b>43 175</b>
G03BA03	testosterone	6 282	7 254	8 741	10 756	12 268	11	34	3 032	7 454	1 748	43 175
<b>G03BB</b>	<b>5-androstanon (3) derivatives</b>	<b>22</b>	<b>8</b>	<b>11</b>	<b>11</b>	<b>5</b>	<b>0</b>	<b>0</b>	<b>5</b>	<b>0</b>	<b>0</b>	<b>12</b>

<sup>1)</sup>The ATC level comprises OTC medicinal products. The number of individuals is registered for prescription sales only.

## ATC group G

ATC level	2011	2012	2013	2014	2015	Share of women (%)	2015				2015
	Number of individuals						Number of individuals per age group				Sales in 1000 NOK
	<15	15-44	45-69	≥70							
G03BB01 mesterolone	22	8	11	11	5	0	0	5	0	0	12
<b>G03C ESTROGENS</b>	<b>121 775</b>	<b>123 293</b>	<b>126 359</b>	<b>134 148</b>	<b>138 252</b>	<b>100</b>	<b>221</b>	<b>5 954</b>	<b>91 878</b>	<b>40 199</b>	<b>99 395</b>
<b>G03CA Natural and semisynthetic estrogens, plain</b>	<b>114 351</b>	<b>116 345</b>	<b>119 654</b>	<b>127 231</b>	<b>131 609</b>	<b>100</b>	<b>221</b>	<b>5 752</b>	<b>86 269</b>	<b>39 367</b>	<b>89 659</b>
G03CA01 ethinylestradiol	112	71	48	35	22	95	8	6	7	<5	136
G03CA03 estradiol	102 308	105 497	109 820	118 075	123 114	100	35	5 491	83 729	33 859	85 371
G03CA04 estriol <sup>1)</sup>	13 574	12 313	11 302	10 653	9 958	100	178	290	3 250	6 240	4 149
G03CA57 conjugated estrogens	<5	<5	<5	6	5	100	0	0	<5	<5	3
<b>G03CX Other estrogens</b>	<b>8 224</b>	<b>7 705</b>	<b>7 534</b>	<b>7 896</b>	<b>7 503</b>	<b>100</b>	<b>0</b>	<b>254</b>	<b>6 334</b>	<b>915</b>	<b>9 736</b>
G03CX01 tibolone	8 224	7 705	7 534	7 896	7 503	100	0	254	6 334	915	9 736
<b>G03D PROGESTOGENS</b>	<b>39 101</b>	<b>40 073</b>	<b>41 850</b>	<b>40 199</b>	<b>38 770</b>	<b>100</b>	<b>984</b>	<b>28 113</b>	<b>9 489</b>	<b>184</b>	<b>22 265</b>
<b>G03DA Pregnen (4) derivatives</b>	<b>13 134</b>	<b>13 808</b>	<b>14 386</b>	<b>14 965</b>	<b>15 461</b>	<b>100</b>	<b>34</b>	<b>11 069</b>	<b>4 184</b>	<b>174</b>	<b>19 591</b>
G03DA02 medroxyprogesterone	6 816	6 651	6 590	6 566	6 516	100	34	3 561	2 814	107	1 246
G03DA04 progesterone	6 465	7 294	7 929	8 561	9 120	100	0	7 655	1 398	67	18 344
<b>G03DB Pregnadien derivatives</b>	<b>12</b>	<b>127</b>	<b>159</b>	<b>169</b>	<b>173</b>	<b>100</b>	<b>0</b>	<b>151</b>	<b>22</b>	<b>0</b>	<b>496</b>
G03DB06 chlormadinone	0	0	0	0	<5	-	0	0	<5	0	1
G03DB08 dienogest	12	127	159	169	172	100	0	151	21	0	495
<b>G03DC Estren derivatives</b>	<b>26 716</b>	<b>26 901</b>	<b>28 086</b>	<b>25 826</b>	<b>23 935</b>	<b>100</b>	<b>951</b>	<b>17 556</b>	<b>5 417</b>	<b>11</b>	<b>2 179</b>
G03DC02 norethisterone	26 716	26 901	28 086	25 826	23 935	100	951	17 556	5 417	11	2 179
<b>G03F PROGESTOGENS AND ESTROGENS IN COMBINATION</b>	<b>43 373</b>	<b>41 804</b>	<b>41 341</b>	<b>43 977</b>	<b>42 971</b>	<b>100</b>	<b>&lt;5</b>	<b>2 782</b>	<b>36 430</b>	<b>3 756</b>	<b>35 383</b>
<b>G03FA Progestogens and estrogens, fixed combinations</b>	<b>34 460</b>	<b>33 190</b>	<b>32 658</b>	<b>34 654</b>	<b>33 670</b>	<b>100</b>	<b>&lt;5</b>	<b>818</b>	<b>29 262</b>	<b>3 588</b>	<b>28 998</b>
G03FA01 norethisterone and estrogen	33 827	32 517	31 956	33 826	32 778	100	<5	766	28 467	3 543	27 923
G03FA12 medroxyprogesterone and estrogen	764	795	801	954	996	100	0	59	888	49	1 074
G03FA15 dienogest and estrogen	<5	0	0	0	0	-	0	0	0	0	0
<b>G03FB Progestogens and estrogens, sequential preparations</b>	<b>10 082</b>	<b>9 652</b>	<b>9 671</b>	<b>10 428</b>	<b>10 359</b>	<b>100</b>	<b>&lt;5</b>	<b>2 040</b>	<b>8 140</b>	<b>178</b>	<b>6 385</b>
G03FB05 norethisterone and estrogen	10 082	9 652	9 671	10 428	10 359	100	<5	2 040	8 140	178	6 385
<b>G03G GONADOTROPINS AND OTHER OVULATION STIMULANTS</b>	<b>10 634</b>	<b>10 473</b>	<b>10 334</b>	<b>10 402</b>	<b>10 665</b>	<b>94</b>	<b>0</b>	<b>10 338</b>	<b>314</b>	<b>13</b>	<b>71 911</b>
<b>G03GA Gonadotropins</b>	<b>6 273</b>	<b>6 248</b>	<b>6 317</b>	<b>6 466</b>	<b>6 925</b>	<b>97</b>	<b>0</b>	<b>6 761</b>	<b>161</b>	<b>&lt;5</b>	<b>70 346</b>
G03GA01 chorionic gonadotrophin	1 660	1 317	1 143	988	654	71	0	567	84	<5	340
G03GA02 human menopausal gonadotrophin	1 842	2 064	2 101	2 215	2 492	100	0	2 454	38	0	22 013
G03GA04 urofollitropin	154	200	268	460	81	99	0	78	<5	0	563

<sup>1)</sup>The ATC level comprises OTC medicinal products. The number of individuals is registered for prescription sales only.

ATC level	2011	2012	2013	2014	2015	Share of women (%)	2015				2015
	Number of individuals						Number of individuals per age group				Sales in 1000 NOK
	<15	15-44	45-69	≥70							
G03GA05 follitropin alfa	1 799	1 941	1 926	2 003	2 622	99	0	2 586	36	0	24 392
G03GA06 follitropin beta	2 824	2 408	2 335	2 038	1 996	100	0	1 981	15	0	15 748
G03GA07 lutropin alfa	21	17	9	8	<5	-	0	<5	0	0	18
G03GA08 choriogonadotropin alfa	4 600	4 820	5 007	5 297	5 994	100	0	5 929	65	0	3 652
G03GA09 corifollitropin alfa	316	283	323	287	311	100	0	301	10	0	2 484
G03GA30 combinations	<5	16	8	28	70	100	0	70	0	0	1 136
<b>G03GB Ovulation stimulants, synthetic</b>	<b>5 646</b>	<b>5 315</b>	<b>5 048</b>	<b>4 884</b>	<b>4 728</b>	<b>89</b>	<b>0</b>	<b>4 523</b>	<b>194</b>	<b>11</b>	<b>1 565</b>
G03GB02 clomifene	5 646	5 315	5 048	4 884	4 728	89	0	4 523	194	11	1 565
<b>G03H ANTIANDROGENS</b>	<b>17 326</b>	<b>18 067</b>	<b>17 481</b>	<b>15 966</b>	<b>15 320</b>	<b>99</b>	<b>81</b>	<b>14 751</b>	<b>403</b>	<b>85</b>	<b>6 792</b>
<b>G03HA Antiandrogens, plain</b>	<b>199</b>	<b>178</b>	<b>175</b>	<b>175</b>	<b>202</b>	<b>4</b>	<b>0</b>	<b>72</b>	<b>47</b>	<b>83</b>	<b>552</b>
G03HA01 cyproterone	199	178	175	175	202	4	0	72	47	83	552
<b>G03HB Antiandrogens and estrogens</b>	<b>17 130</b>	<b>17 895</b>	<b>17 309</b>	<b>15 792</b>	<b>15 123</b>	<b>100</b>	<b>81</b>	<b>14 684</b>	<b>356</b>	<b>&lt;5</b>	<b>6 240</b>
G03HB01 cyproterone and estrogen	17 130	17 895	17 309	15 792	15 123	100	81	14 684	356	<5	6 240
<b>G03X OTHER SEX HORMONES AND MODULATORS OF THE GENITAL SYSTEM</b>	<b>979</b>	<b>867</b>	<b>767</b>	<b>838</b>	<b>1 346</b>	<b>98</b>	<b>0</b>	<b>449</b>	<b>653</b>	<b>244</b>	<b>6 023</b>
<b>G03XA Antigonadotropins and similar agents</b>	<b>50</b>	<b>51</b>	<b>53</b>	<b>57</b>	<b>42</b>	<b>36</b>	<b>0</b>	<b>15</b>	<b>20</b>	<b>7</b>	<b>219</b>
G03XA01 danazol	50	51	53	57	42	36	0	15	20	7	219
<b>G03XB Progesterone receptor modulators</b>	<b>&lt;5</b>	<b>6</b>	<b>15</b>	<b>255</b>	<b>965</b>	<b>100</b>	<b>0</b>	<b>434</b>	<b>530</b>	<b>&lt;5</b>	<b>4 817</b>
G03XB01 mifepristone	<5	6	0	0	<5	-	0	<5	<5	0	14
G03XB02 ulipristal	0	0	15	255	961	100	0	433	527	<5	4 803
<b>G03XC Selective estrogen receptor modulators</b>	<b>927</b>	<b>810</b>	<b>699</b>	<b>526</b>	<b>339</b>	<b>100</b>	<b>0</b>	<b>0</b>	<b>103</b>	<b>236</b>	<b>987</b>
G03XC01 raloxifene	927	810	699	526	339	100	0	0	103	236	987
<b>G04 UROLOGICALS</b>	<b>166 514</b>	<b>175 080</b>	<b>185 259</b>	<b>198 282</b>	<b>210 478</b>	<b>20</b>	<b>763</b>	<b>20 625</b>	<b>103 832</b>	<b>85 258</b>	<b>472 070</b>
<b>G04B UROLOGICALS</b>	<b>119 124</b>	<b>123 051</b>	<b>128 784</b>	<b>136 848</b>	<b>144 469</b>	<b>28</b>	<b>760</b>	<b>17 466</b>	<b>79 467</b>	<b>46 776</b>	<b>379 548</b>
<b>G04BA Acidifiers</b>	<b>0</b>	<b>0</b>	<b>0</b>	<b>&lt;5</b>	<b>&lt;5</b>	<b>-</b>	<b>&lt;5</b>	<b>0</b>	<b>&lt;5</b>	<b>0</b>	<b>46</b>
<b>G04BD Drugs for urinary frequency and incontinence</b>	<b>49 166</b>	<b>50 206</b>	<b>52 117</b>	<b>56 077</b>	<b>59 240</b>	<b>67</b>	<b>710</b>	<b>5 043</b>	<b>24 166</b>	<b>29 321</b>	<b>177 652</b>
G04BD04 oxybutynin	1 516	1 525	1 468	1 585	1 866	62	164	838	502	362	10 099
G04BD07 tolterodine	14 238	12 763	11 304	9 818	8 620	73	438	451	2 927	4 804	19 150
G04BD08 solifenacin	21 934	22 341	20 910	18 607	17 576	69	130	1 266	7 224	8 956	53 123
G04BD10 darifenacin	4 566	4 059	3 475	2 863	2 453	74	<5	109	972	1 371	7 446
G04BD11 fesoterodine	10 610	12 962	13 441	11 252	10 028	66	5	730	4 160	5 133	30 347
G04BD12 mirabegron	0	0	6 735	17 825	24 298	65	19	2 070	10 663	11 546	57 487

## ATC group G

ATC level	2011	2012	2013	2014	2015	Share of women (%)	2015				2015
	Number of individuals						Number of individuals per age group				Sales in 1000 NOK
	<15	15-44	45-69	≥70							
<b>G04BE Drugs used in erectile dysfunction</b>	<b>71 519</b>	<b>74 530</b>	<b>78 488</b>	<b>82 780</b>	<b>87 323</b>	<b>0</b>	<b>46</b>	<b>12 526</b>	<b>56 480</b>	<b>18 271</b>	<b>201 770</b>
G04BE01 alprostadil	2 525	2 809	2 893	3 165	3 134	0	0	116	1 960	1 058	5 405
G04BE03 sildenafil	34 578	34 385	35 222	36 588	39 706	1	46	5 604	25 010	9 046	63 924
G04BE04 yohimbine	10	7	11	11	<5	-	0	0	<5	<5	2
G04BE08 tadalafil	32 997	36 673	40 063	43 271	45 245	0	0	7 004	30 056	8 185	117 647
G04BE09 vardenafil	9 427	9 073	8 785	8 323	8 085	0	0	943	5 352	1 790	14 013
G04BE30 combinations	539	347	293	321	330	0	0	11	217	102	779
<b>G04BX Other urologicals</b>	<b>11</b>	<b>13</b>	<b>19</b>	<b>33</b>	<b>51</b>	<b>12</b>	<b>&lt;5</b>	<b>34</b>	<b>10</b>	<b>5</b>	<b>81</b>
G04BX01 magnesium hydroxide	11	13	19	20	14	36	<5	5	<5	<5	38
G04BX13 dimethyl sulfoxide	0	0	0	0	<5	-	0	0	0	<5	13
G04BX14 dapoxetine	0	0	0	13	36	0	0	29	7	0	29
<b>G04C DRUGS USED IN BENIGN PROSTATIC HYPERTROPHY</b>	<b>55 531</b>	<b>61 004</b>	<b>66 317</b>	<b>72 748</b>	<b>78 581</b>	<b>1</b>	<b>&lt;5</b>	<b>3 428</b>	<b>30 003</b>	<b>45 147</b>	<b>92 522</b>
<b>G04CA Alpha-adrenoreceptor antagonists</b>	<b>43 210</b>	<b>48 624</b>	<b>53 898</b>	<b>60 224</b>	<b>66 021</b>	<b>2</b>	<b>&lt;5</b>	<b>2 056</b>	<b>27 077</b>	<b>36 885</b>	<b>72 678</b>
G04CA01 alfuzosin	451	398	48	16	26	4	0	<5	11	14	47
G04CA02 tamsulosin	41 362	43 587	45 144	47 798	50 319	2	<5	1 967	21 380	26 969	37 538
G04CA03 terazosin	598	599	601	547	501	2	0	69	203	229	426
G04CA52 tamsulosin and dutasteride	1 628	6 169	10 799	14 946	18 364	0	0	26	6 793	11 545	34 640
G04CA53 tamsulosin and solifenacin	0	0	0	0	25	0	0	<5	12	11	27
<b>G04CB Testosterone-5-alpha reductase inhibitors</b>	<b>18 676</b>	<b>18 628</b>	<b>18 209</b>	<b>17 831</b>	<b>17 553</b>	<b>0</b>	<b>0</b>	<b>1 379</b>	<b>4 306</b>	<b>11 868</b>	<b>19 844</b>
G04CB01 finasteride	17 122	17 271	17 016	16 789	16 645	0	0	1 349	4 099	11 197	17 269
G04CB02 dutasteride	1 661	1 421	1 258	1 099	963	1	0	39	218	706	2 576



## 2.12 ATC group H – Systemic hormonal preparations, excl. sex hormones and insulins

ATC level	2011	2012	2013	2014	2015	Share of women (%)	2015				2015
	Number of individuals						Number of individuals per age group				Sales in 1000 NOK
	<15	15–44	45–69	≥70							
<b>H SYSTEMIC HORMONAL PREPARATIONS, EXCL. SEX HORMONES AND INSULINS</b>	<b>402 923</b>	<b>414 206</b>	<b>422 527</b>	<b>436 286</b>	<b>444 663</b>	<b>67</b>	<b>16 985</b>	<b>113 081</b>	<b>192 733</b>	<b>121 864</b>	<b>509 118</b>
<b>H01 PITUITARY AND HYPOTHALAMIC HORMONES AND ANALOGUES</b>	<b>24 910</b>	<b>24 985</b>	<b>25 586</b>	<b>26 197</b>	<b>26 790</b>	<b>65</b>	<b>9 832</b>	<b>13 649</b>	<b>1 971</b>	<b>1 338</b>	<b>321 956</b>
<b>H01A ANTERIOR PITUITARY LOBE HORMONES AND ANALOGUES</b>	<b>1 767</b>	<b>1 866</b>	<b>1 975</b>	<b>2 027</b>	<b>2 080</b>	<b>43</b>	<b>1 139</b>	<b>574</b>	<b>320</b>	<b>47</b>	<b>152 365</b>
<b>H01AA ACTH</b>	<b>&lt;5</b>	<b>0</b>	<b>&lt;5</b>	<b>0</b>	<b>&lt;5</b>	<b>–</b>	<b>&lt;5</b>	<b>0</b>	<b>0</b>	<b>0</b>	<b>11</b>
H01AA02 tetracosactide	<5	0	<5	0	<5	–	<5	0	0	0	11
<b>H01AB Thyrotropin</b>	<b>7</b>	<b>10</b>	<b>16</b>	<b>0</b>	<b>0</b>	<b>–</b>	<b>0</b>	<b>0</b>	<b>0</b>	<b>0</b>	<b>0</b>
H01AB01 thyrotropin alfa	7	10	16	0	0	–	0	0	0	0	0
<b>H01AC Somatropin and somatropin agonists</b>	<b>1 735</b>	<b>1 825</b>	<b>1 928</b>	<b>1 995</b>	<b>2 043</b>	<b>43</b>	<b>1 137</b>	<b>560</b>	<b>303</b>	<b>43</b>	<b>141 436</b>
H01AC01 somatropin	1 735	1 825	1 928	1 995	2 043	43	1 137	560	303	43	141 436
<b>H01AX Other anterior pituitary lobe hormones and analogues</b>	<b>24</b>	<b>31</b>	<b>30</b>	<b>32</b>	<b>35</b>	<b>37</b>	<b>0</b>	<b>14</b>	<b>17</b>	<b>&lt;5</b>	<b>10 918</b>
H01AX01 pegvisomant	24	31	30	32	35	37	0	14	17	<5	10 918
<b>H01B POSTERIOR PITUITARY LOBE HORMONES</b>	<b>19 167</b>	<b>18 728</b>	<b>19 133</b>	<b>18 829</b>	<b>18 779</b>	<b>59</b>	<b>8 711</b>	<b>7 914</b>	<b>1 204</b>	<b>950</b>	<b>43 422</b>
<b>H01BA Vasopressin and analogues</b>	<b>11 388</b>	<b>11 209</b>	<b>11 257</b>	<b>11 727</b>	<b>11 851</b>	<b>35</b>	<b>8 670</b>	<b>1 081</b>	<b>1 153</b>	<b>947</b>	<b>41 682</b>
H01BA02 desmopressin	11 387	11 209	11 257	11 727	11 851	35	8 670	1 081	1 153	947	41 682
H01BA04 terlipressin	<5	0	0	0	0	–	0	0	0	0	0
<b>H01BB Oxytocin and analogues</b>	<b>7 781</b>	<b>7 522</b>	<b>7 878</b>	<b>7 107</b>	<b>6 930</b>	<b>99</b>	<b>42</b>	<b>6 834</b>	<b>51</b>	<b>&lt;5</b>	<b>1 740</b>
H01BB02 oxytocin	7 781	7 522	7 878	7 107	6 930	99	42	6 834	51	<5	1 740
<b>H01C HYPOTHALAMIC HORMONES</b>	<b>4 218</b>	<b>4 643</b>	<b>4 737</b>	<b>5 600</b>	<b>6 189</b>	<b>92</b>	<b>11</b>	<b>5 305</b>	<b>525</b>	<b>348</b>	<b>126 169</b>
<b>H01CA Gonadotropin-releasing hormones</b>	<b>2 076</b>	<b>2 362</b>	<b>2 337</b>	<b>2 829</b>	<b>3 024</b>	<b>100</b>	<b>&lt;5</b>	<b>2 996</b>	<b>27</b>	<b>0</b>	<b>7 196</b>
H01CA02 nafarelin	2 076	2 362	2 337	2 829	3 024	100	<5	2 996	27	0	7 196
<b>H01CB Somatostatin and analogues</b>	<b>630</b>	<b>726</b>	<b>751</b>	<b>830</b>	<b>895</b>	<b>47</b>	<b>10</b>	<b>75</b>	<b>462</b>	<b>348</b>	<b>110 933</b>
H01CB02 octreotide	497	569	569	603	638	47	5	60	318	255	69 180
H01CB03 lanreotide	148	184	204	248	291	45	6	18	161	106	40 703
H01CB05 pasireotide	0	0	<5	<5	5	40	0	<5	<5	0	1 050
<b>H01CC Anti-gonadotropin-releasing hormones</b>	<b>1 774</b>	<b>1 814</b>	<b>1 934</b>	<b>2 298</b>	<b>2 680</b>	<b>100</b>	<b>0</b>	<b>2 637</b>	<b>43</b>	<b>0</b>	<b>8 041</b>
H01CC01 ganirelix	1 397	1 429	1 504	2 069	2 602	100	0	2 565	37	0	7 737
H01CC02 cetorelix	413	406	451	286	109	100	0	101	8	0	304

## ATC group H

ATC level		2011	2012	2013	2014	2015	Share of women (%)	2015				2015
		Number of individuals						Number of individuals per age group				Sales in 1000 NOK
								<15	15-44	45-69	≥70	
<b>H02</b>	<b>CORTICOSTEROIDS FOR SYSTEMIC USE</b>	<b>208 089</b>	<b>214 495</b>	<b>216 727</b>	<b>226 262</b>	<b>230 441</b>	<b>56</b>	<b>4 955</b>	<b>62 993</b>	<b>97 865</b>	<b>64 628</b>	<b>68 535</b>
<b>H02A</b>	<b>CORTICOSTEROIDS FOR SYSTEMIC USE, PLAIN</b>	<b>207 853</b>	<b>214 275</b>	<b>216 487</b>	<b>226 029</b>	<b>230 203</b>	<b>56</b>	<b>4 955</b>	<b>62 956</b>	<b>97 726</b>	<b>64 566</b>	<b>68 462</b>
<b>H02AA</b>	<b>Mineralocorticoids</b>	<b>1 267</b>	<b>1 323</b>	<b>1 367</b>	<b>1 404</b>	<b>1 442</b>	<b>56</b>	<b>91</b>	<b>429</b>	<b>643</b>	<b>279</b>	<b>419</b>
H02AA02	fludrocortisone	1 267	1 323	1 367	1 404	1 442	56	91	429	643	279	419
<b>H02AB</b>	<b>Glucocorticoids</b>	<b>207 710</b>	<b>214 119</b>	<b>216 321</b>	<b>225 847</b>	<b>230 012</b>	<b>56</b>	<b>4 951</b>	<b>62 913</b>	<b>97 658</b>	<b>64 490</b>	<b>68 043</b>
H02AB01	betamethasone	1 528	1 495	1 988	2 286	2 529	43	1 342	443	600	144	644
H02AB02	dexamethasone	2 786	3 208	3 485	5 473	7 253	51	266	689	3 806	2 492	11 209
H02AB04	methylprednisolone	11 020	11 094	11 015	10 306	9 766	55	38	2 124	4 963	2 641	3 353
H02AB06	prednisolone	159 525	167 804	168 957	172 913	176 716	58	2 745	39 166	76 666	58 139	33 458
H02AB07	prednisone	246	267	347	329	303	66	<5	38	139	125	874
H02AB08	triamcinolone	35 711	33 528	34 019	38 506	37 494	50	441	21 246	13 499	2 308	5 261
H02AB09	hydrocortisone	549	597	637	683	694	65	91	243	302	58	6 509
H02AB10	cortisone	2 750	2 817	2 820	2 903	3 005	50	114	753	1 444	694	6 502
H02AB13	deflazacort	25	25	26	36	45	29	25	9	6	5	233
<b>H02B</b>	<b>CORTICOSTEROIDS FOR SYSTEMIC USE, COMBINATIONS</b>	<b>415</b>	<b>409</b>	<b>386</b>	<b>416</b>	<b>418</b>	<b>65</b>	<b>0</b>	<b>58</b>	<b>224</b>	<b>136</b>	<b>73</b>
<b>H02BX</b>	<b>Corticosteroids for systemic use, combinations</b>	<b>415</b>	<b>409</b>	<b>386</b>	<b>416</b>	<b>418</b>	<b>65</b>	<b>0</b>	<b>58</b>	<b>224</b>	<b>136</b>	<b>73</b>
H02BX01	methylprednisolone, combinations	415	409	386	416	418	65	0	58	224	136	73
<b>H03</b>	<b>THYROID THERAPY</b>	<b>185 868</b>	<b>192 035</b>	<b>197 795</b>	<b>202 566</b>	<b>207 046</b>	<b>81</b>	<b>1 392</b>	<b>38 643</b>	<b>102 147</b>	<b>64 864</b>	<b>75 228</b>
<b>H03A</b>	<b>THYROID PREPARATIONS</b>	<b>182 151</b>	<b>187 897</b>	<b>193 254</b>	<b>197 826</b>	<b>202 203</b>	<b>81</b>	<b>1 356</b>	<b>37 215</b>	<b>100 000</b>	<b>63 632</b>	<b>70 586</b>
<b>H03AA</b>	<b>Thyroid hormones</b>	<b>182 151</b>	<b>187 897</b>	<b>193 254</b>	<b>197 826</b>	<b>202 203</b>	<b>81</b>	<b>1 356</b>	<b>37 215</b>	<b>100 000</b>	<b>63 632</b>	<b>70 586</b>
H03AA01	levothyroxine sodium	181 641	187 229	192 528	196 810	200 938	81	1 346	36 806	99 228	63 558	58 781
H03AA02	liothyronine sodium	4 538	4 698	4 750	5 364	6 207	91	17	1 854	3 775	561	4 178
H03AA03	combinations of levothyroxine and liothyronine	549	701	872	1 352	1 772	93	<5	633	1 062	76	5 458
H03AA05	thyroid gland preparations	187	265	353	484	1 179	92	<5	388	748	40	2 169
<b>H03B</b>	<b>ANTITHYROID PREPARATIONS</b>	<b>5 432</b>	<b>5 927</b>	<b>6 398</b>	<b>6 704</b>	<b>6 909</b>	<b>80</b>	<b>57</b>	<b>2 218</b>	<b>3 162</b>	<b>1 472</b>	<b>4 630</b>
<b>H03BA</b>	<b>Thiouracils</b>	<b>651</b>	<b>582</b>	<b>581</b>	<b>734</b>	<b>629</b>	<b>87</b>	<b>0</b>	<b>320</b>	<b>238</b>	<b>71</b>	<b>666</b>
H03BA02	propylthiouracil	651	582	581	734	629	87	0	320	238	71	666
<b>H03BB</b>	<b>Sulfur-containing imidazole derivatives</b>	<b>5 042</b>	<b>5 510</b>	<b>6 039</b>	<b>6 229</b>	<b>6 469</b>	<b>79</b>	<b>57</b>	<b>2 021</b>	<b>2 977</b>	<b>1 414</b>	<b>3 964</b>
H03BB01	carbimazole	5 042	5 510	6 039	6 229	6 469	79	57	2 021	2 977	1 414	3 964
<b>H03C</b>	<b>IODINE THERAPY</b>	<b>0</b>	<b>0</b>	<b>&lt;5</b>	<b>6</b>	<b>12</b>	<b>92</b>	<b>0</b>	<b>9</b>	<b>&lt;5</b>	<b>0</b>	<b>12</b>
<b>H03CA</b>	<b>Iodine therapy</b>	<b>0</b>	<b>0</b>	<b>&lt;5</b>	<b>6</b>	<b>12</b>	<b>92</b>	<b>0</b>	<b>9</b>	<b>&lt;5</b>	<b>0</b>	<b>12</b>
<b>H04</b>	<b>PANCREATIC HORMONES</b>	<b>5 591</b>	<b>5 586</b>	<b>5 688</b>	<b>5 490</b>	<b>5 395</b>	<b>46</b>	<b>1 153</b>	<b>2 400</b>	<b>1 473</b>	<b>369</b>	<b>2 368</b>

ATC level	2011	2012	2013	2014	2015	Share of women (%)	2015				2015
	Number of individuals						Number of individuals per age group				Sales in 1000 NOK
	<15	15-44	45-69	≥70							
<b>H04A GLYCOGENOLYTIC HORMONES</b>	<b>5 591</b>	<b>5 586</b>	<b>5 688</b>	<b>5 490</b>	<b>5 395</b>	<b>46</b>	<b>1 153</b>	<b>2 400</b>	<b>1 473</b>	<b>369</b>	<b>2 368</b>
<b>H04AA Glycogenolytic hormones</b>	<b>5 591</b>	<b>5 586</b>	<b>5 688</b>	<b>5 490</b>	<b>5 395</b>	<b>46</b>	<b>1 153</b>	<b>2 400</b>	<b>1 473</b>	<b>369</b>	<b>2 368</b>
H04AA01 glucagon	5 591	5 586	5 688	5 490	5 395	46	1 153	2 400	1 473	369	2 368
<b>H05 CALCIUM HOMEOSTASIS</b>	<b>916</b>	<b>1 090</b>	<b>1 224</b>	<b>1 375</b>	<b>1 559</b>	<b>63</b>	<b>&lt;5</b>	<b>157</b>	<b>762</b>	<b>639</b>	<b>41 031</b>
<b>H05A PARATHYROID HORMONES AND ANALOGUES</b>	<b>294</b>	<b>377</b>	<b>468</b>	<b>608</b>	<b>720</b>	<b>83</b>	<b>0</b>	<b>73</b>	<b>413</b>	<b>234</b>	<b>21 384</b>
<b>H05AA Parathyroid hormones and analogues</b>	<b>294</b>	<b>377</b>	<b>468</b>	<b>608</b>	<b>720</b>	<b>83</b>	<b>0</b>	<b>73</b>	<b>413</b>	<b>234</b>	<b>21 384</b>
H05AA02 teriparatide	281	367	467	608	720	83	0	73	413	234	21 384
H05AA03 parathyroid hormone	13	11	<5	0	0	-	0	0	0	0	0
<b>H05B ANTI-PARATHYROID AGENTS</b>	<b>623</b>	<b>713</b>	<b>756</b>	<b>767</b>	<b>839</b>	<b>46</b>	<b>&lt;5</b>	<b>84</b>	<b>349</b>	<b>405</b>	<b>19 647</b>
<b>H05BA Calcitonin preparations</b>	<b>83</b>	<b>69</b>	<b>21</b>	<b>16</b>	<b>8</b>	<b>88</b>	<b>0</b>	<b>0</b>	<b>&lt;5</b>	<b>5</b>	<b>73</b>
H05BA01 calcitonin (salmon synthetic)	83	69	21	16	8	88	0	0	<5	5	73
<b>H05BX Other anti-parathyroid agents</b>	<b>540</b>	<b>644</b>	<b>735</b>	<b>751</b>	<b>831</b>	<b>46</b>	<b>&lt;5</b>	<b>84</b>	<b>346</b>	<b>400</b>	<b>19 574</b>
H05BX01 cinacalcet	474	501	525	520	569	52	<5	40	221	307	14 959
H05BX02 paricalcitol	87	188	284	289	309	35	0	48	147	114	4 614

## 2.13 ATC group J – Antiinfectives for systemic use

ATC level	2011	2012	2013	2014	2015	Share of women (%)	2015				2015
	Number of individuals						Number of individuals per age group				Sales in 1000 NOK
	<15	15–44	45–69	≥70							
<b>J ANTIINFECTIVES FOR SYSTEMIC USE</b>	<b>1 326 405</b>	<b>1 336 787</b>	<b>1 288 914</b>	<b>1 250 326</b>	<b>1 238 725</b>	<b>60</b>	<b>135 533</b>	<b>488 224</b>	<b>411 821</b>	<b>203 147</b>	<b>1 454 391</b>
<b>J01 ANTIBACTERIALS FOR SYSTEMIC USE</b>	<b>1 250 480</b>	<b>1 261 271</b>	<b>1 195 320</b>	<b>1 169 503</b>	<b>1 150 338</b>	<b>59</b>	<b>131 323</b>	<b>444 238</b>	<b>382 304</b>	<b>192 473</b>	<b>316 208</b>
<b>J01A TETRACYCLINES</b>	<b>188 189</b>	<b>206 426</b>	<b>187 918</b>	<b>179 769</b>	<b>181 356</b>	<b>57</b>	<b>1 980</b>	<b>85 937</b>	<b>65 601</b>	<b>27 838</b>	<b>35 809</b>
<b>J01AA Tetracyclines</b>	<b>188 189</b>	<b>206 426</b>	<b>187 918</b>	<b>179 769</b>	<b>181 356</b>	<b>57</b>	<b>1 980</b>	<b>85 937</b>	<b>65 601</b>	<b>27 838</b>	<b>35 809</b>
J01AA02 doxycycline	148 596	164 753	145 943	138 194	141 605	56	815	57 498	57 128	26 164	21 614
J01AA04 lymecycline	19 412	22 520	23 686	24 937	24 549	60	725	17 980	4 945	899	9 509
J01AA06 oxytetracycline	2 625	<5	10	33	21	76	0	11	9	<5	7
J01AA07 tetracycline	21 378	22 166	20 959	19 692	18 057	59	478	12 382	4 262	935	4 594
J01AA08 minocycline	85	145	240	91	56	55	0	24	24	8	76
J01AA12 tigecycline	<5	<5	<5	<5	<5	–	0	0	<5	0	10
<b>J01C BETA-LACTAM ANTI-BACTERIALS, PENICILLINS</b>	<b>797 519</b>	<b>801 997</b>	<b>774 820</b>	<b>771 971</b>	<b>768 645</b>	<b>60</b>	<b>99 607</b>	<b>289 157</b>	<b>247 227</b>	<b>132 654</b>	<b>145 555</b>
<b>J01CA Penicillins with extended spectrum</b>	<b>309 246</b>	<b>318 249</b>	<b>321 225</b>	<b>322 639</b>	<b>319 251</b>	<b>74</b>	<b>30 148</b>	<b>100 367</b>	<b>107 782</b>	<b>80 954</b>	<b>61 975</b>
J01CA01 ampicillin	24	56	57	46	49	41	<5	<5	12	32	62
J01CA02 pivampicillin	<5	0	0	0	0	–	0	0	0	0	0
J01CA04 amoxicillin	131 915	137 759	134 844	132 716	132 334	55	25 937	30 019	45 906	30 472	19 929
J01CA08 pivmecillinam	189 598	193 934	200 464	203 619	200 771	87	4 478	73 399	66 606	56 288	41 969
J01CA11 mecillinam	<5	10	8	11	10	90	0	<5	6	<5	15
<b>J01CE Beta-lactamase sensitive penicillins</b>	<b>466 195</b>	<b>458 225</b>	<b>438 658</b>	<b>420 792</b>	<b>416 672</b>	<b>54</b>	<b>71 317</b>	<b>169 410</b>	<b>126 641</b>	<b>49 304</b>	<b>49 978</b>
J01CE01 benzylpenicillin	64	85	103	120	119	41	<5	17	34	64	117
J01CE02 phenoxymethylpenicillin	466 096	458 104	438 508	420 665	416 534	54	71 313	169 359	126 596	49 266	49 672
J01CE08 benzathine benzylpenicillin	83	81	112	81	78	31	<5	45	28	<5	189
<b>J01CF Beta-lactamase resistant penicillins</b>	<b>100 307</b>	<b>104 992</b>	<b>87 628</b>	<b>102 620</b>	<b>105 768</b>	<b>49</b>	<b>5 334</b>	<b>44 320</b>	<b>37 007</b>	<b>19 107</b>	<b>32 432</b>
J01CF01 dicloxacillin	98 912	103 764	81 161	99 365	104 023	49	5 113	43 728	36 441	18 741	30 985
J01CF02 cloxacillin	1 714	1 520	8 105	3 935	2 204	48	222	755	741	486	1 340
J01CF05 flucloxacillin	17	21	28	22	29	48	22	5	<5	<5	107
<b>J01CR Combinations of penicillins, incl. beta-lactamase inhibitors</b>	<b>114</b>	<b>188</b>	<b>434</b>	<b>646</b>	<b>763</b>	<b>60</b>	<b>407</b>	<b>74</b>	<b>153</b>	<b>129</b>	<b>1 170</b>
J01CR02 amoxicillin and enzyme inhibitor	94	151	381	593	688	62	407	60	117	104	736
J01CR05 piperacillin and enzyme inhibitor	20	37	53	53	79	43	0	14	38	27	434
<b>J01D OTHER BETA-LACTAM ANTIBACTERIALS</b>	<b>23 142</b>	<b>21 542</b>	<b>22 070</b>	<b>19 380</b>	<b>17 309</b>	<b>59</b>	<b>2 508</b>	<b>5 911</b>	<b>5 687</b>	<b>3 203</b>	<b>7 904</b>
<b>J01DB First-generation cephalosporins</b>	<b>22 707</b>	<b>20 726</b>	<b>20 949</b>	<b>18 004</b>	<b>16 053</b>	<b>59</b>	<b>2 438</b>	<b>5 520</b>	<b>5 291</b>	<b>2 804</b>	<b>2 461</b>
J01DB01 cefalexin	22 698	20 707	20 940	17 990	16 037	59	2 437	5 518	5 287	2 795	2 447

ATC level	2011	2012	2013	2014	2015	Share of women (%)	2015				2015
	Number of individuals						Number of individuals per age group				Sales in 1000 NOK
	<15	15-44	45-69	≥70							
J01DB03 cefalotin	9	20	9	15	16	50	<5	<5	<5	9	14
<b>J01DC Second-generation cephalosporins</b>	<b>72</b>	<b>103</b>	<b>98</b>	<b>75</b>	<b>93</b>	<b>48</b>	<b>&lt;5</b>	<b>19</b>	<b>18</b>	<b>53</b>	<b>107</b>
J01DC02 cefuroxime	72	103	98	75	93	48	<5	19	18	53	107
<b>J01DD Third-generation cephalosporins</b>	<b>362</b>	<b>705</b>	<b>1 010</b>	<b>1 303</b>	<b>1 131</b>	<b>51</b>	<b>76</b>	<b>367</b>	<b>351</b>	<b>337</b>	<b>3 124</b>
J01DD01 cefotaxime	134	447	703	983	749	57	<5	199	263	283	1 612
J01DD02 ceftazidime	57	68	73	78	69	35	8	33	20	8	714
J01DD04 ceftriaxone	177	195	238	244	313	41	64	135	68	46	798
<b>J01DF Monobactams</b>	<b>8</b>	<b>9</b>	<b>10</b>	<b>13</b>	<b>14</b>	<b>43</b>	<b>&lt;5</b>	<b>11</b>	<b>&lt;5</b>	<b>0</b>	<b>663</b>
J01DF01 aztreonam	8	9	10	13	14	43	<5	11	<5	0	663
<b>J01DH Carbapenems</b>	<b>53</b>	<b>69</b>	<b>85</b>	<b>65</b>	<b>86</b>	<b>48</b>	<b>&lt;5</b>	<b>22</b>	<b>40</b>	<b>22</b>	<b>1 549</b>
J01DH02 meropenem	40	58	62	49	49	51	0	17	23	9	916
J01DH03 ertapenem	13	10	17	16	32	41	0	5	17	10	412
J01DH04 doripenem	0	<5	0	0	0	-	0	0	0	0	0
J01DH51 imipenem and enzyme inhibitor	<5	<5	7	<5	9	56	<5	0	<5	<5	221
<b>J01E SULFONAMIDES AND TRIMETHOPRIM</b>	<b>116 661</b>	<b>114 940</b>	<b>116 722</b>	<b>121 142</b>	<b>121 012</b>	<b>71</b>	<b>13 317</b>	<b>30 252</b>	<b>41 258</b>	<b>36 185</b>	<b>12 817</b>
<b>J01EA Trimethoprim and derivatives</b>	<b>84 347</b>	<b>80 744</b>	<b>78 689</b>	<b>76 400</b>	<b>72 115</b>	<b>85</b>	<b>7 694</b>	<b>19 031</b>	<b>23 063</b>	<b>22 327</b>	<b>6 532</b>
J01EA01 trimethoprim	84 347	80 744	78 689	76 400	72 115	85	7 694	19 031	23 063	22 327	6 532
<b>J01EE Combinations of sulfonamides and trimethoprim, incl. derivatives</b>	<b>36 389</b>	<b>38 556</b>	<b>42 790</b>	<b>49 887</b>	<b>54 119</b>	<b>54</b>	<b>6 116</b>	<b>12 128</b>	<b>19 795</b>	<b>16 080</b>	<b>6 285</b>
J01EE01 sulfamethoxazole and trimethoprim	36 389	38 556	42 790	49 887	54 119	54	6 116	12 128	19 795	16 080	6 285
<b>J01F MACROLIDES, LINCOSAMIDES AND STREPTOGRAMINS</b>	<b>349 643</b>	<b>343 543</b>	<b>296 521</b>	<b>267 245</b>	<b>242 209</b>	<b>57</b>	<b>30 202</b>	<b>103 504</b>	<b>83 103</b>	<b>25 400</b>	<b>39 216</b>
<b>J01FA Macrolides</b>	<b>304 755</b>	<b>295 755</b>	<b>238 975</b>	<b>211 897</b>	<b>190 122</b>	<b>59</b>	<b>25 734</b>	<b>82 877</b>	<b>63 669</b>	<b>17 842</b>	<b>28 326</b>
J01FA01 erythromycin	170 347	152 858	120 963	110 600	101 077	59	20 887	37 661	32 436	10 093	15 560
J01FA02 spiramycin	2 744	2 645	2 018	1 858	1 652	58	13	545	833	261	285
J01FA06 roxithromycin	0	0	<5	5	<5	-	<5	0	<5	0	4
J01FA09 clarithromycin	43 161	48 582	34 941	29 154	24 043	57	2 087	9 066	9 630	3 260	4 277
J01FA10 azithromycin	101 180	105 207	90 289	77 574	69 375	60	3 307	38 271	23 054	4 743	8 184
J01FA15 telithromycin	0	<5	6	<5	<5	-	0	<5	0	0	15
<b>J01FF Lincosamides</b>	<b>53 678</b>	<b>56 641</b>	<b>66 378</b>	<b>63 188</b>	<b>59 111</b>	<b>54</b>	<b>5 154</b>	<b>23 735</b>	<b>21 831</b>	<b>8 391</b>	<b>10 890</b>
J01FF01 clindamycin	53 678	56 641	66 378	63 188	59 111	54	5 154	23 735	21 831	8 391	10 890
<b>J01G AMINOGLYCOSIDE ANTIBACTERIALS</b>	<b>252</b>	<b>255</b>	<b>242</b>	<b>258</b>	<b>211</b>	<b>45</b>	<b>46</b>	<b>109</b>	<b>35</b>	<b>21</b>	<b>8 565</b>
<b>J01GA Streptomycins</b>	<b>0</b>	<b>0</b>	<b>&lt;5</b>	<b>&lt;5</b>	<b>0</b>	<b>-</b>	<b>0</b>	<b>0</b>	<b>0</b>	<b>0</b>	<b>0</b>

## ATC group J

ATC level	2011	2012	2013	2014	2015	Share of women (%)	2015				2015
	Number of individuals						Number of individuals per age group				Sales in 1000 NOK
	<15	15-44	45-69	≥70							
J01GA01 streptomycin	0	0	<5	<5	0	-	0	0	0	0	0
<b>J01GB Other aminoglycosides</b>	<b>252</b>	<b>255</b>	<b>241</b>	<b>257</b>	<b>211</b>	<b>45</b>	<b>46</b>	<b>109</b>	<b>35</b>	<b>21</b>	<b>8 565</b>
J01GB01 tobramycin	219	229	211	214	177	42	37	94	27	19	7 377
J01GB03 gentamicin	19	14	21	33	22	45	7	6	7	<5	603
J01GB06 amikacin	14	12	9	11	12	75	<5	9	<5	0	585
<b>J01M QUINOLONE ANTIBACTERIALS</b>	<b>67 271</b>	<b>69 685</b>	<b>68 203</b>	<b>65 073</b>	<b>58 837</b>	<b>49</b>	<b>432</b>	<b>14 574</b>	<b>24 785</b>	<b>19 046</b>	<b>15 024</b>
<b>J01MA Fluoroquinolones</b>	<b>67 271</b>	<b>69 685</b>	<b>68 203</b>	<b>65 073</b>	<b>58 837</b>	<b>49</b>	<b>432</b>	<b>14 574</b>	<b>24 785</b>	<b>19 046</b>	<b>15 024</b>
J01MA01 ofloxacin	2 242	2 057	1 647	1 492	1 311	35	0	352	599	360	449
J01MA02 ciprofloxacin	65 193	67 734	66 556	63 282	56 831	49	431	13 363	24 265	18 772	13 076
J01MA12 levofloxacin	31	20	18	28	20	65	0	8	7	5	159
J01MA14 moxifloxacin	205	263	290	545	936	60	<5	908	26	<5	1 340
<b>J01X OTHER ANTIBACTERIALS</b>	<b>58 484</b>	<b>59 562</b>	<b>61 581</b>	<b>63 126</b>	<b>64 262</b>	<b>85</b>	<b>1 296</b>	<b>11 820</b>	<b>22 216</b>	<b>28 930</b>	<b>51 318</b>
<b>J01XA Glycopeptide antibacterials</b>	<b>27</b>	<b>35</b>	<b>29</b>	<b>31</b>	<b>44</b>	<b>36</b>	<b>6</b>	<b>6</b>	<b>18</b>	<b>14</b>	<b>550</b>
J01XA01 vancomycin	24	35	28	30	44	36	6	6	18	14	550
J01XA02 teicoplanin	<5	0	<5	<5	0	-	0	0	0	0	0
<b>J01XB Polymyxins</b>	<b>63</b>	<b>72</b>	<b>79</b>	<b>88</b>	<b>94</b>	<b>45</b>	<b>12</b>	<b>46</b>	<b>27</b>	<b>9</b>	<b>3 264</b>
J01XB01 colistin	63	72	79	88	94	45	12	46	27	9	3 264
<b>J01XC Steroid antibacterials</b>	<b>663</b>	<b>592</b>	<b>646</b>	<b>481</b>	<b>410</b>	<b>51</b>	<b>20</b>	<b>153</b>	<b>134</b>	<b>103</b>	<b>327</b>
J01XC01 fusidic acid	663	592	646	481	410	51	20	153	134	103	327
<b>J01XD Imidazole derivatives</b>	<b>26</b>	<b>25</b>	<b>28</b>	<b>30</b>	<b>34</b>	<b>35</b>	<b>&lt;5</b>	<b>9</b>	<b>18</b>	<b>6</b>	<b>57</b>
J01XD01 metronidazole	26	25	28	30	34	35	<5	9	18	6	57
<b>J01XE Nitrofurantoin derivatives</b>	<b>36 784</b>	<b>36 250</b>	<b>36 821</b>	<b>36 878</b>	<b>36 514</b>	<b>85</b>	<b>1 156</b>	<b>8 515</b>	<b>12 633</b>	<b>14 210</b>	<b>4 618</b>
J01XE01 nitrofurantoin	36 784	36 250	36 821	36 878	36 514	85	1 156	8 515	12 633	14 210	4 618
<b>J01XX Other antibacterials</b>	<b>25 921</b>	<b>28 098</b>	<b>29 569</b>	<b>31 562</b>	<b>33 306</b>	<b>85</b>	<b>155</b>	<b>3 874</b>	<b>11 489</b>	<b>17 788</b>	<b>42 502</b>
J01XX01 fosfomycin	0	<5	6	7	19	74	0	7	8	<5	15
J01XX05 methenamine	25 647	27 852	29 300	31 320	33 031	85	153	3 831	11 377	17 670	32 189
J01XX08 linezolid	279	252	273	251	274	44	<5	40	112	120	10 213
J01XX09 daptomycin	0	<5	<5	0	<5	-	0	<5	<5	<5	85
<b>J02 ANTIMYCOTICS FOR SYSTEMIC USE</b>	<b>46 501</b>	<b>47 777</b>	<b>48 187</b>	<b>48 587</b>	<b>47 173</b>	<b>87</b>	<b>420</b>	<b>29 430</b>	<b>13 634</b>	<b>3 689</b>	<b>38 622</b>
<b>J02A ANTIMYCOTICS FOR SYSTEMIC USE</b>	<b>46 501</b>	<b>47 777</b>	<b>48 187</b>	<b>48 587</b>	<b>47 173</b>	<b>87</b>	<b>420</b>	<b>29 430</b>	<b>13 634</b>	<b>3 689</b>	<b>38 622</b>
<b>J02AA Antibiotics</b>	<b>&lt;5</b>	<b>&lt;5</b>	<b>&lt;5</b>	<b>&lt;5</b>	<b>5</b>	<b>40</b>	<b>&lt;5</b>	<b>&lt;5</b>	<b>&lt;5</b>	<b>0</b>	<b>674</b>
J02AA01 amphotericin B	<5	<5	<5	<5	5	40	<5	<5	<5	0	674
<b>J02AB Imidazole derivatives</b>	<b>2 227</b>	<b>2 264</b>	<b>1 716</b>	<b>0</b>	<b>25</b>	<b>48</b>	<b>0</b>	<b>15</b>	<b>9</b>	<b>&lt;5</b>	<b>34</b>
J02AB02 ketoconazole	2 227	2 264	1 716	0	25	48	0	15	9	<5	34
<b>J02AC Triazole derivatives</b>	<b>44 379</b>	<b>45 621</b>	<b>46 571</b>	<b>48 584</b>	<b>47 150</b>	<b>87</b>	<b>419</b>	<b>29 417</b>	<b>13 625</b>	<b>3 689</b>	<b>34 080</b>

ATC level	2011	2012	2013	2014	2015	Share of women (%)	2015				2015
	Number of individuals						Number of individuals per age group				Sales in 1000 NOK
	<15	15-44	45-69	≥70							
J02AC01 fluconazole <sup>1)</sup>	43 936	45 311	46 203	48 136	46 748	87	410	29 233	13 462	3 643	17 894
J02AC02 itraconazole	635	608	576	637	484	78	5	297	147	35	506
J02AC03 voriconazole	80	88	87	85	103	40	<5	18	55	26	8 189
J02AC04 posaconazole	40	55	63	85	101	41	<5	27	67	<5	7 491
<b>J02AX Other antimycotics for systemic use</b>	<b>5</b>	<b>6</b>	<b>7</b>	<b>5</b>	<b>8</b>	<b>75</b>	<b>&lt;5</b>	<b>5</b>	<b>&lt;5</b>	<b>0</b>	<b>3 835</b>
J02AX04 caspofungin	<5	<5	<5	<5	<5	-	<5	<5	0	0	484
J02AX05 micafungin	<5	<5	<5	<5	5	80	0	<5	<5	0	3 275
J02AX06 anidulafungin	<5	<5	0	0	<5	-	0	<5	0	0	76
<b>J04 ANTIMYCOBACTERIALS</b>	<b>1 645</b>	<b>1 877</b>	<b>1 980</b>	<b>2 083</b>	<b>1 771</b>	<b>45</b>	<b>143</b>	<b>741</b>	<b>528</b>	<b>359</b>	<b>5 377</b>
<b>J04A DRUGS FOR TREATMENT OF TUBERCULOSIS</b>	<b>1 194</b>	<b>1 454</b>	<b>1 524</b>	<b>1 615</b>	<b>1 326</b>	<b>47</b>	<b>131</b>	<b>627</b>	<b>340</b>	<b>228</b>	<b>5 011</b>
<b>J04AA Aminosalicylic acid and derivatives</b>	<b>0</b>	<b>0</b>	<b>0</b>	<b>0</b>	<b>&lt;5</b>	<b>-</b>	<b>0</b>	<b>&lt;5</b>	<b>0</b>	<b>0</b>	<b>58</b>
J04AA01 4-aminosalicylic acid	0	0	0	0	<5	-	0	<5	0	0	58
<b>J04AB Antibiotics</b>	<b>474</b>	<b>621</b>	<b>563</b>	<b>654</b>	<b>623</b>	<b>45</b>	<b>78</b>	<b>154</b>	<b>204</b>	<b>187</b>	<b>1 790</b>
J04AB01 cycloserine	0	0	0	0	11	64	<5	10	0	0	558
J04AB02 rifampicin	458	608	555	643	571	44	72	115	197	187	941
J04AB04 rifabutin	17	14	9	11	5	40	0	5	0	0	64
J04AB05 rifapentine	0	0	0	0	36	50	5	24	7	0	227
J04AB30 capreomycin	0	<5	0	0	0	-	0	0	0	0	0
<b>J04AC Hydrazides</b>	<b>88</b>	<b>78</b>	<b>95</b>	<b>78</b>	<b>116</b>	<b>47</b>	<b>26</b>	<b>62</b>	<b>22</b>	<b>6</b>	<b>85</b>
J04AC01 isoniazid	88	78	95	78	116	47	26	62	22	6	85
<b>J04AD Thiocarbamide derivatives</b>	<b>0</b>	<b>0</b>	<b>0</b>	<b>0</b>	<b>6</b>	<b>50</b>	<b>&lt;5</b>	<b>5</b>	<b>0</b>	<b>0</b>	<b>64</b>
J04AD01 protionamide	0	0	0	0	6	50	<5	5	0	0	64
<b>J04AK Other drugs for treatment of tuberculosis</b>	<b>207</b>	<b>283</b>	<b>318</b>	<b>292</b>	<b>234</b>	<b>51</b>	<b>9</b>	<b>132</b>	<b>56</b>	<b>37</b>	<b>1 006</b>
J04AK01 pyrazinamide	37	50	68	59	42	50	8	25	8	<5	80
J04AK02 ethambutol	200	268	304	274	220	51	5	124	54	37	926
J04AK05 bedaquiline	0	0	0	<5	0	-	0	0	0	0	0
<b>J04AM Combinations of drugs for treatment of tuberculosis</b>	<b>684</b>	<b>808</b>	<b>917</b>	<b>957</b>	<b>665</b>	<b>48</b>	<b>51</b>	<b>460</b>	<b>121</b>	<b>33</b>	<b>2 008</b>
J04AM02 rifampicin and isoniazid	619	752	856	892	618	47	51	426	112	29	1 531
J04AM05 rifampicin, pyrazinamide and isoniazid	111	180	225	178	130	43	0	95	24	11	283
J04AM06 rifampicin, pyrazinamide, ethambutol and isoniazid	47	0	14	54	69	51	<5	54	11	<5	194
<b>J04B DRUGS FOR TREATMENT OF LEPROSY</b>	<b>454</b>	<b>423</b>	<b>457</b>	<b>469</b>	<b>447</b>	<b>42</b>	<b>12</b>	<b>115</b>	<b>189</b>	<b>131</b>	<b>366</b>
<b>J04BA Drugs for treatment of leprosy</b>	<b>454</b>	<b>423</b>	<b>457</b>	<b>469</b>	<b>447</b>	<b>42</b>	<b>12</b>	<b>115</b>	<b>189</b>	<b>131</b>	<b>366</b>

<sup>1)</sup>The ATC level comprises OTC medicinal products. The number of individuals is registered for prescription sales only.

## ATC group J

ATC level	2011	2012	2013	2014	2015	Share of women (%)	2015				2015	
	Number of individuals						Number of individuals per age group				Sales in 1000 NOK	
	<15	15-44	45-69	≥70								
J04BA01	clofazimine	0	0	0	0	<5	-	<5	<5	0	0	8
J04BA02	dapsone	454	423	457	469	445	41	11	114	189	131	358
<b>J05</b>	<b>ANTIVIRALS FOR SYSTEMIC USE</b>	<b>32 722</b>	<b>34 845</b>	<b>39 342</b>	<b>39 576</b>	<b>43 653</b>	<b>62</b>	<b>778</b>	<b>21 244</b>	<b>16 475</b>	<b>5 156</b>	<b>992 107</b>
<b>J05A</b>	<b>DIRECT ACTING ANTIVIRALS</b>	<b>32 722</b>	<b>34 845</b>	<b>39 342</b>	<b>39 576</b>	<b>43 653</b>	<b>62</b>	<b>778</b>	<b>21 244</b>	<b>16 475</b>	<b>5 156</b>	<b>992 107</b>
<b>J05AB</b>	<b>Nucleosides and nucleotides excl. reverse transcriptase inhibitors</b>	<b>27 463</b>	<b>30 034</b>	<b>32 041</b>	<b>34 613</b>	<b>37 563</b>	<b>65</b>	<b>667</b>	<b>18 504</b>	<b>13 576</b>	<b>4 816</b>	<b>51 825</b>
J05AB01	aciclovir	12 172	12 655	12 598	12 719	13 190	69	443	6 950	4 358	1 439	5 706
J05AB04	ribavirin	760	900	785	697	561	32	<5	204	350	5	7 324
J05AB06	ganciclovir	<5	0	<5	<5	<5	-	<5	0	<5	0	17
J05AB09	famciclovir	0	<5	<5	<5	<5	-	0	<5	<5	0	17
J05AB11	valaciclovir	14 811	16 807	18 985	21 597	24 262	65	219	11 731	8 924	3 388	21 243
J05AB14	valganciclovir	319	347	365	378	371	36	21	90	207	53	17 518
<b>J05AD</b>	<b>Phosphonic acid derivatives</b>	<b>0</b>	<b>&lt;5</b>	<b>&lt;5</b>	<b>&lt;5</b>	<b>&lt;5</b>	<b>-</b>	<b>&lt;5</b>	<b>0</b>	<b>0</b>	<b>0</b>	<b>201</b>
J05AD01	foscarnet	0	<5	<5	<5	<5	-	<5	0	0	0	201
<b>J05AE</b>	<b>Protease inhibitors</b>	<b>1 105</b>	<b>1 557</b>	<b>1 551</b>	<b>1 506</b>	<b>1 132</b>	<b>41</b>	<b>5</b>	<b>530</b>	<b>566</b>	<b>31</b>	<b>68 872</b>
J05AE01	saquinavir	7	7	7	5	<5	-	0	<5	0	<5	180
J05AE02	indinavir	<5	<5	0	0	0	-	0	0	0	0	0
J05AE03	ritonavir	720	864	963	995	808	43	<5	423	363	19	3 208
J05AE07	fosamprenavir	<5	<5	<5	0	0	-	0	0	0	0	0
J05AE08	atazanavir	920	1 080	1 140	1 112	846	43	<5	420	402	21	34 353
J05AE10	darunavir	91	132	177	228	217	36	<5	99	111	6	9 484
J05AE11	telaprevir	16	94	85	25	0	-	0	0	0	0	0
J05AE12	boceprevir	76	256	161	61	<5	-	<5	<5	<5	0	390
J05AE14	simeprevir	0	0	0	94	69	32	0	13	54	<5	21 257
<b>J05AF</b>	<b>Nucleoside and nucleotide reverse transcriptase inhibitors</b>	<b>420</b>	<b>489</b>	<b>587</b>	<b>660</b>	<b>778</b>	<b>39</b>	<b>19</b>	<b>365</b>	<b>370</b>	<b>24</b>	<b>22 417</b>
J05AF01	zidovudine	35	30	36	21	14	43	<5	<5	8	0	73
J05AF02	didanosine	22	17	15	11	5	60	0	<5	<5	<5	55
J05AF04	stavudine	<5	0	0	0	0	-	0	0	0	0	0
J05AF05	lamivudine	93	92	100	88	94	39	17	19	51	7	1 004
J05AF06	abacavir	54	60	66	58	67	54	16	19	27	5	1 659
J05AF07	tenofovir disoproxil	191	228	297	352	422	43	0	236	178	8	7 512
J05AF08	adefovir dipivoxil	15	11	10	10	9	22	0	<5	6	0	361
J05AF09	emtricitabine	9	6	8	7	6	33	0	0	5	<5	151
J05AF10	entecavir	126	160	175	209	271	34	0	122	141	8	11 535



ATC level	2011	2012	2013	2014	2015	Share of women (%)	2015				2015
	Number of individuals						Number of individuals per age group				Sales in 1000 NOK
	<15	15-44	45-69	≥70							
J05AF11 telbivudine	<5	0	<5	<5	<5	-	0	<5	0	0	68
<b>J05AG Non-nucleoside reverse transcriptase inhibitors</b>	<b>467</b>	<b>425</b>	<b>398</b>	<b>344</b>	<b>305</b>	<b>39</b>	<b>12</b>	<b>98</b>	<b>174</b>	<b>21</b>	<b>7 922</b>
J05AG01 nevirapine	184	176	164	156	145	38	<5	49	85	9	3 594
J05AG03 efavirenz	258	221	192	147	119	42	10	34	64	11	2 737
J05AG04 etravirine	28	28	35	31	29	31	0	10	19	0	1 180
J05AG05 rilpivirine	0	<5	12	15	14	43	0	5	8	<5	411
<b>J05AH Neuraminidase inhibitors</b>	<b>2 646</b>	<b>1 808</b>	<b>3 993</b>	<b>1 094</b>	<b>1 524</b>	<b>54</b>	<b>82</b>	<b>595</b>	<b>632</b>	<b>215</b>	<b>375</b>
J05AH01 zanamivir	36	34	85	18	52	52	5	28	16	<5	14
J05AH02 oseltamivir	2 612	1 776	3 911	1 076	1 473	54	77	568	616	212	361
<b>J05AR Antivirals for treatment of HIV infections, combinations</b>	<b>2 445</b>	<b>2 775</b>	<b>3 043</b>	<b>3 349</b>	<b>3 626</b>	<b>35</b>	<b>15</b>	<b>1 783</b>	<b>1 724</b>	<b>104</b>	<b>281 393</b>
J05AR01 zidovudine and lamivudine	421	350	249	179	130	47	0	50	72	8	4 013
J05AR02 lamivudine and abacavir	290	335	376	419	305	34	7	107	171	20	11 407
J05AR03 tenofovir disoproxil and emtricitabine	1 230	1 433	1 526	1 583	1 532	43	<5	853	644	34	72 526
J05AR04 zidovudine, lamivudine and abacavir	31	23	17	12	11	73	0	<5	5	<5	472
J05AR06 emtricitabine, tenofovir disoproxil and efavirenz	650	767	792	785	731	29	<5	318	396	16	63 785
J05AR08 emtricitabine, tenofovir disoproxil and rilpivirine	0	143	339	512	573	28	0	314	245	14	50 163
J05AR09 emtricitabine, tenofovir disoproxil, elvitegravir and cobicistat	0	0	33	133	262	31	0	125	133	<5	24 308
J05AR10 lopinavir and ritonavir	510	480	401	298	212	53	5	109	93	5	7 729
J05AR13 lamivudine, abacavir and dolutegravir	0	0	0	91	607	27	<5	257	322	26	46 538
J05AR14 darunavir and cobicistat	0	0	0	0	17	29	0	10	6	<5	435
J05AR15 atazanavir and cobicistat	0	0	0	0	<5	-	0	0	<5	0	15
<b>J05AX Other antivirals</b>	<b>271</b>	<b>325</b>	<b>379</b>	<b>1 042</b>	<b>1 624</b>	<b>36</b>	<b>7</b>	<b>597</b>	<b>988</b>	<b>32</b>	<b>559 103</b>
J05AX05 inosine pranobex	81	61	45	40	25	68	<5	15	8	0	113
J05AX08 raltegravir	190	264	333	469	581	41	5	324	237	15	24 528
J05AX09 maraviroc	7	7	8	8	8	25	0	<5	6	0	577
J05AX12 dolutegravir	0	0	0	101	141	40	0	77	64	0	6 359
J05AX14 daclatasvir	0	0	0	32	129	27	0	23	104	<5	52 429
J05AX15 sofosbuvir	0	0	0	450	360	29	0	74	279	7	173 986
J05AX16 dasabuvir	0	0	0	0	12	42	0	<5	11	0	425
J05AX65 sofosbuvir and ledipasvir	0	0	0	0	534	31	0	115	408	11	295 667
J05AX67 ombitasvir, paritaprevir and ritonavir	0	0	0	0	13	38	0	<5	12	0	5 019

## 2.14 ATC group L – Antineoplastic and immunomodulating agents

ATC level		2011	2012	2013	2014	2015	Share of women (%)	2015				2015
		Number of individuals						Number of individuals per age group				Sales in 1000 NOK
								<15	15–44	45–69	≥70	
<b>L</b>	<b>ANTINEOPLASTIC AND IMMUNOMODULATING AGENTS</b>	<b>81 612</b>	<b>86 336</b>	<b>90 729</b>	<b>95 223</b>	<b>99 416</b>	<b>55</b>	<b>1 350</b>	<b>21 428</b>	<b>47 013</b>	<b>29 625</b>	<b>3 388 144</b>
<b>L02</b>	<b>ENDOCRINE THERAPY</b>	<b>25 999</b>	<b>26 144</b>	<b>26 900</b>	<b>26 982</b>	<b>27 819</b>	<b>54</b>	<b>159</b>	<b>3 152</b>	<b>9 754</b>	<b>14 754</b>	<b>406 717</b>
<b>L02A</b>	<b>HORMONES AND RELATED AGENTS</b>	<b>11 761</b>	<b>11 175</b>	<b>11 171</b>	<b>10 472</b>	<b>10 398</b>	<b>18</b>	<b>156</b>	<b>1 336</b>	<b>1 900</b>	<b>7 006</b>	<b>92 385</b>
<b>L02AA</b>	<b>Estrogens</b>	<b>7</b>	<b>&lt;5</b>	<b>&lt;5</b>	<b>0</b>	<b>&lt;5</b>	<b>–</b>	<b>0</b>	<b>&lt;5</b>	<b>0</b>	<b>0</b>	<b>2</b>
L02AA02	polyestradiol phosphate	7	<5	<5	0	<5	–	0	<5	0	0	2
<b>L02AB</b>	<b>Progestogens</b>	<b>202</b>	<b>166</b>	<b>154</b>	<b>142</b>	<b>138</b>	<b>91</b>	<b>0</b>	<b>&lt;5</b>	<b>59</b>	<b>75</b>	<b>441</b>
L02AB01	megestrol	202	166	154	142	138	91	0	<5	59	75	441
<b>L02AE</b>	<b>Gonadotropin releasing hormone analogues</b>	<b>11 558</b>	<b>11 011</b>	<b>11 019</b>	<b>10 335</b>	<b>10 260</b>	<b>17</b>	<b>156</b>	<b>1 332</b>	<b>1 841</b>	<b>6 931</b>	<b>91 942</b>
L02AE01	buserelin	1 898	1 313	1 355	721	494	100	0	479	15	0	762
L02AE02	leuprorelin	4 012	3 957	3 736	3 480	3 139	22	156	473	382	2 128	27 015
L02AE03	goserelin	5 783	5 861	6 028	6 219	6 600	7	0	291	1 459	4 850	64 014
L02AE04	triptorelin	12	13	13	22	131	99	<5	121	9	0	151
L02AE05	histrelin	12	20	20	6	0	–	0	0	0	0	0
<b>L02B</b>	<b>HORMONE ANTAGONISTS AND RELATED AGENTS</b>	<b>17 878</b>	<b>18 866</b>	<b>19 816</b>	<b>20 712</b>	<b>21 818</b>	<b>62</b>	<b>&lt;5</b>	<b>1 919</b>	<b>8 930</b>	<b>10 965</b>	<b>314 333</b>
<b>L02BA</b>	<b>Anti-estrogens</b>	<b>3 861</b>	<b>3 999</b>	<b>4 250</b>	<b>4 418</b>	<b>4 609</b>	<b>96</b>	<b>&lt;5</b>	<b>808</b>	<b>2 831</b>	<b>967</b>	<b>13 675</b>
L02BA01	tamoxifen	3 597	3 766	4 036	4 182	4 338	96	<5	800	2 698	837	4 050
L02BA03	fulvestrant	296	267	246	263	292	100	0	9	141	142	9 625
<b>L02BB</b>	<b>Anti-androgens</b>	<b>7 008</b>	<b>6 983</b>	<b>6 964</b>	<b>7 077</b>	<b>7 080</b>	<b>0</b>	<b>0</b>	<b>&lt;5</b>	<b>1 306</b>	<b>5 771</b>	<b>135 866</b>
L02BB01	flutamide	253	248	202	136	108	2	0	<5	10	97	637
L02BB03	bicalutamide	6 775	6 765	6 720	6 479	6 312	0	0	<5	1 130	5 180	23 815
L02BB04	enzalutamide	0	0	85	517	826	0	0	0	202	624	111 414
<b>L02BG</b>	<b>Aromatase inhibitors</b>	<b>7 378</b>	<b>7 777</b>	<b>8 322</b>	<b>8 906</b>	<b>9 811</b>	<b>99</b>	<b>&lt;5</b>	<b>1 139</b>	<b>4 915</b>	<b>3 756</b>	<b>33 536</b>
L02BG03	anastrozole	2 331	1 857	1 537	1 281	1 028	91	0	62	538	428	4 140
L02BG04	letrozole	4 365	5 300	6 155	7 001	8 127	99	<5	1 053	4 039	3 034	25 596
L02BG06	exemestane	929	809	901	911	982	99	0	32	547	403	3 800
<b>L02BX</b>	<b>Other hormone antagonists and related agents</b>	<b>377</b>	<b>836</b>	<b>1 182</b>	<b>1 380</b>	<b>1 415</b>	<b>0</b>	<b>0</b>	<b>&lt;5</b>	<b>389</b>	<b>1 025</b>	<b>131 255</b>
L02BX02	degarelix	271	380	487	642	806	1	0	<5	249	556	8 847
L02BX03	abiraterone	107	484	762	804	660	0	0	0	159	501	122 409
<b>L03</b>	<b>IMMUNOSTIMULANTS</b>	<b>6 294</b>	<b>6 765</b>	<b>6 747</b>	<b>6 492</b>	<b>6 305</b>	<b>66</b>	<b>44</b>	<b>1 512</b>	<b>3 731</b>	<b>1 018</b>	<b>254 891</b>
<b>L03A</b>	<b>IMMUNOSTIMULANTS</b>	<b>6 294</b>	<b>6 765</b>	<b>6 747</b>	<b>6 492</b>	<b>6 305</b>	<b>66</b>	<b>44</b>	<b>1 512</b>	<b>3 731</b>	<b>1 018</b>	<b>254 891</b>
<b>L03AA</b>	<b>Colony stimulating factors</b>	<b>2 426</b>	<b>2 691</b>	<b>2 831</b>	<b>3 314</b>	<b>4 158</b>	<b>67</b>	<b>37</b>	<b>628</b>	<b>2 549</b>	<b>944</b>	<b>124 507</b>
L03AA02	filgrastim	587	599	623	612	591	46	31	142	315	103	9 384
L03AA13	pegfilgrastim	1 958	2 218	2 353	2 734	3 139	72	6	438	1 972	723	97 392

## ATC group L

ATC level	2011	2012	2013	2014	2015	Share of women (%)	2015				2015
	Number of individuals						Number of individuals per age group				Sales in 1000 NOK
	<15	15-44	45-69	≥70							
L03AA14 lipegfilgrastim	0	0	0	109	676	59	0	102	413	161	17 731
<b>L03AB Interferons</b>	<b>2 756</b>	<b>2 891</b>	<b>2 722</b>	<b>2 154</b>	<b>1 374</b>	<b>60</b>	<b>7</b>	<b>574</b>	<b>739</b>	<b>54</b>	<b>80 769</b>
L03AB01 interferon alfa natural	20	20	14	8	8	50	0	5	<5	0	1 447
L03AB03 interferon gamma	9	10	10	11	10	90	<5	9	0	0	2 015
L03AB04 interferon alfa-2a	19	23	25	19	19	47	0	0	12	7	691
L03AB05 interferon alfa-2b	63	49	40	47	34	32	0	<5	21	9	1 077
L03AB07 interferon beta-1a	1 183	1 178	1 159	872	591	70	<5	200	377	10	49 891
L03AB08 interferon beta-1b	637	652	611	490	321	69	0	153	164	<5	13 588
L03AB10 peginterferon alfa-2b	273	337	260	171	71	38	<5	27	33	9	2 549
L03AB11 peginterferon alfa-2a	594	687	651	553	319	40	0	173	130	16	9 087
L03AB13 peginterferon beta-1a	0	0	0	<5	11	91	0	6	5	0	424
<b>L03AC Interleukins</b>	<b>&lt;5</b>	<b>0</b>	<b>0</b>	<b>0</b>	<b>0</b>	<b>-</b>	<b>0</b>	<b>0</b>	<b>0</b>	<b>0</b>	<b>0</b>
L03AC01 aldesleukin	<5	0	0	0	0	-	0	0	0	0	0
<b>L03AX Other immunostimulants</b>	<b>1 266</b>	<b>1 358</b>	<b>1 322</b>	<b>1 060</b>	<b>790</b>	<b>69</b>	<b>0</b>	<b>319</b>	<b>451</b>	<b>20</b>	<b>49 616</b>
L03AX03 BCG vaccine	12	10	12	13	14	36	0	<5	<5	8	115
L03AX13 glatiramer acetate	1 254	1 348	1 310	1 047	776	70	0	316	448	12	49 501
<b>L04 IMMUNOSUPPRESSANTS</b>	<b>42 913</b>	<b>46 379</b>	<b>49 521</b>	<b>53 451</b>	<b>55 940</b>	<b>55</b>	<b>994</b>	<b>15 661</b>	<b>28 745</b>	<b>10 540</b>	<b>2 133 248</b>
<b>L04A IMMUNOSUPPRESSANTS</b>	<b>42 913</b>	<b>46 379</b>	<b>49 521</b>	<b>53 451</b>	<b>55 940</b>	<b>55</b>	<b>994</b>	<b>15 661</b>	<b>28 745</b>	<b>10 540</b>	<b>2 133 248</b>
<b>L04AA Selective immunosuppressants</b>	<b>5 466</b>	<b>6 255</b>	<b>7 280</b>	<b>8 531</b>	<b>9 549</b>	<b>54</b>	<b>105</b>	<b>2 589</b>	<b>5 374</b>	<b>1 481</b>	<b>434 321</b>
L04AA06 mycophenolic acid	3 591	3 926	4 207	4 427	4 666	38	90	1 095	2 669	812	41 624
L04AA10 sirolimus	130	150	189	215	242	38	<5	33	171	34	6 429
L04AA13 leflunomide	1 539	1 662	1 785	2 006	2 142	71	0	248	1 338	556	12 086
L04AA18 everolimus	336	402	449	474	484	31	15	69	276	124	30 484
L04AA24 abatacept	0	0	72	144	222	82	0	36	129	57	13 881
L04AA25 eculizumab	5	8	10	11	17	53	<5	8	7	<5	50 418
L04AA27 fingolimod	186	487	896	1 111	1 239	69	<5	687	549	<5	198 792
L04AA31 teriflunomide	0	0	140	638	1 068	69	0	506	556	6	80 365
L04AA32 apremilast	0	0	0	0	9	67	0	5	<5	<5	214
L04AA33 vedolizumab	0	0	0	<5	<5	-	0	<5	0	0	28
<b>L04AB Tumor necrosis factor alpha (TNF-) inhibitors</b>	<b>11 057</b>	<b>12 629</b>	<b>13 980</b>	<b>15 156</b>	<b>15 164</b>	<b>53</b>	<b>210</b>	<b>5 546</b>	<b>7 968</b>	<b>1 440</b>	<b>1 258 400</b>
L04AB01 etanercept	6 122	6 948	6 521	5 970	5 551	54	127	1 599	3 108	717	466 483
L04AB02 infliximab	0	0	<5	0	<5	-	0	<5	<5	0	36
L04AB04 adalimumab	4 121	4 589	4 962	5 078	4 701	48	84	2 055	2 217	345	485 049
L04AB05 certolizumab pegol	314	606	1 232	3 021	3 506	61	<5	1 339	1 858	308	164 497
L04AB06 golimumab	1 208	1 219	2 145	2 086	2 040	49	<5	837	1 092	109	142 335

## ATC group L

ATC level	2011	2012	2013	2014	2015	Share of women (%)	2015				2015
	Number of individuals						Number of individuals per age group				Sales in 1000 NOK
	<15	15-44	45-69	≥70							
<b>L04AC Interleukin inhibitors</b>	<b>180</b>	<b>293</b>	<b>436</b>	<b>821</b>	<b>1 408</b>	<b>55</b>	<b>19</b>	<b>492</b>	<b>762</b>	<b>135</b>	<b>121 232</b>
L04AC03 anakinra	85	121	125	148	170	49	11	69	66	24	10 061
L04AC05 ustekinumab	92	166	304	555	764	42	<5	298	428	35	71 772
L04AC07 tocilizumab	0	0	<5	113	455	81	<5	117	261	76	26 583
L04AC08 canakinumab	6	7	6	11	13	23	8	<5	<5	0	11 721
L04AC10 secukinumab	0	0	0	0	22	36	0	10	12	0	1 095
<b>L04AD Calcineurin inhibitors</b>	<b>5 027</b>	<b>5 288</b>	<b>5 524</b>	<b>5 733</b>	<b>5 976</b>	<b>39</b>	<b>184</b>	<b>1 555</b>	<b>3 288</b>	<b>949</b>	<b>127 619</b>
L04AD01 ciclosporin	3 332	3 274	3 199	3 155	3 153	40	86	720	1 718	629	56 808
L04AD02 tacrolimus	1 770	2 092	2 381	2 645	2 889	39	100	856	1 610	323	70 810
<b>L04AX Other immunosuppressants</b>	<b>29 767</b>	<b>31 228</b>	<b>32 173</b>	<b>33 663</b>	<b>34 262</b>	<b>58</b>	<b>671</b>	<b>8 234</b>	<b>17 278</b>	<b>8 079</b>	<b>191 676</b>
L04AX01 azathioprine	6 714	7 087	7 362	7 653	7 895	52	258	3 690	3 188	759	7 239
L04AX02 thalidomide	320	330	295	246	238	43	<5	6	74	156	7 036
L04AX03 methotrexate	22 692	23 702	24 355	25 501	25 701	60	411	4 566	13 819	6 905	11 835
L04AX04 lenalidomide	171	236	257	308	434	42	0	5	187	242	113 659
L04AX05 pirfenidone	0	21	50	58	65	32	0	<5	36	27	14 884
L04AX06 pomalidomide	0	0	0	74	95	43	0	<5	50	44	37 022

## 2.15 ATC group M – Musculo-skeletal system

ATC level		2011	2012	2013	2014	2015	Share of women (%)	2015				2015
		Number of individuals						Number of individuals per age group				Sales in 1000 NOK
								<15	15–44	45–69	≥70	
<b>M</b>	<b>MUSCULO-SKELETAL SYSTEM</b>	<b>927 355</b>	<b>937 937</b>	<b>925 319</b>	<b>928 041</b>	<b>941 863</b>	<b>57</b>	<b>14 347</b>	<b>325 215</b>	<b>438 170</b>	<b>164 131</b>	<b>409 663</b>
<b>M01</b>	<b>ANTIINFLAMMATORY AND ANTIRHEUMATIC PRODUCTS</b>	<b>833 848</b>	<b>838 542</b>	<b>821 122</b>	<b>817 632</b>	<b>824 298</b>	<b>57</b>	<b>12 136</b>	<b>313 178</b>	<b>394 992</b>	<b>103 992</b>	<b>247 310</b>
<b>M01A</b>	<b>ANTIINFLAMMATORY AND ANTIRHEUMATIC PRODUCTS, NON-STEROIDS</b>	<b>833 776</b>	<b>838 491</b>	<b>821 087</b>	<b>817 607</b>	<b>824 277</b>	<b>57</b>	<b>12 136</b>	<b>313 176</b>	<b>394 981</b>	<b>103 984</b>	<b>246 967</b>
<b>M01AB</b>	<b>Acetic acid derivatives and related substances</b>	<b>508 808</b>	<b>485 786</b>	<b>439 563</b>	<b>391 804</b>	<b>376 840</b>	<b>55</b>	<b>5 493</b>	<b>158 933</b>	<b>177 061</b>	<b>35 353</b>	<b>50 190</b>
M01AB01	indometacin	1 116	1 153	1 129	1 160	1 126	65	15	449	539	123	946
M01AB02	sulindac	0	0	0	0	<5	–	0	0	<5	<5	5
M01AB05	diclofenac <sup>1)</sup>	483 169	461 621	417 775	372 017	357 605	54	5 456	154 812	166 414	30 923	40 439
M01AB15	ketorolac	23	9	12	27	20	40	0	8	12	0	10
M01AB55	diclofenac, combinations	31 576	29 001	25 182	22 218	21 486	61	25	4 705	12 004	4 752	8 791
<b>M01AC</b>	<b>Oxicams</b>	<b>69 293</b>	<b>59 451</b>	<b>52 902</b>	<b>48 214</b>	<b>40 841</b>	<b>53</b>	<b>179</b>	<b>12 442</b>	<b>22 551</b>	<b>5 669</b>	<b>10 774</b>
M01AC01	piroxicam	47 991	43 612	39 641	36 959	32 483	51	170	10 964	17 913	3 436	8 278
M01AC06	meloxicam	21 952	16 207	13 527	11 450	8 679	62	9	1 536	4 827	2 307	2 496
<b>M01AE</b>	<b>Propionic acid derivatives</b>	<b>294 401</b>	<b>332 774</b>	<b>343 199</b>	<b>373 510</b>	<b>398 736</b>	<b>60</b>	<b>6 614</b>	<b>149 988</b>	<b>192 155</b>	<b>49 979</b>	<b>105 704</b>
M01AE01	ibuprofen <sup>1)</sup>	226 838	225 258	217 264	223 845	222 229	61	5 401	92 964	101 921	21 943	34 776
M01AE02	naproxen <sup>1)</sup>	62 549	65 207	72 012	86 234	95 345	57	1 190	36 552	44 523	13 080	24 316
M01AE03	ketoprofen	7 396	6 735	5 438	4 973	4 489	60	15	875	2 580	1 019	2 461
M01AE14	dexibuprofen	881	707	637	540	195	62	0	67	98	30	67
M01AE17	dexketoprofen	0	0	<5	11	9	33	<5	7	<5	0	1
M01AE52	naproxen and esomeprazole	5 217	50 859	64 416	77 494	99 711	63	85	27 742	55 337	16 547	44 083
<b>M01AG</b>	<b>Fenamates</b>	<b>304</b>	<b>309</b>	<b>337</b>	<b>367</b>	<b>417</b>	<b>80</b>	<b>&lt;5</b>	<b>250</b>	<b>161</b>	<b>5</b>	<b>324</b>
M01AG02	tolfenamic acid	304	309	337	367	417	80	<5	250	161	5	324
<b>M01AH</b>	<b>Coxibs</b>	<b>36 515</b>	<b>43 619</b>	<b>72 688</b>	<b>92 038</b>	<b>97 960</b>	<b>56</b>	<b>137</b>	<b>30 051</b>	<b>52 269</b>	<b>15 503</b>	<b>63 177</b>
M01AH01	celecoxib	7 720	9 983	16 437	15 177	14 880	62	25	3 882	7 868	3 105	13 332
M01AH04	parecoxib	0	<5	<5	<5	<5	–	0	<5	0	0	2
M01AH05	etoricoxib	29 013	34 034	57 270	77 833	84 197	55	112	26 447	45 046	12 592	49 843
<b>M01AX</b>	<b>Other antiinflammatory and antirheumatic agents, non-steroids</b>	<b>41 749</b>	<b>37 374</b>	<b>34 782</b>	<b>32 644</b>	<b>32 439</b>	<b>66</b>	<b>9</b>	<b>1 923</b>	<b>17 523</b>	<b>12 984</b>	<b>16 798</b>
M01AX01	nabumetone	6 378	4 799	3 773	3 180	2 886	64	<5	563	1 543	776	1 491
M01AX05	glucosamine <sup>1)</sup>	34 884	31 959	30 393	28 805	28 904	66	5	1 340	15 646	11 913	14 078
<b>M01C</b>	<b>SPECIFIC ANTIRHEUMATIC AGENTS</b>	<b>208</b>	<b>133</b>	<b>99</b>	<b>77</b>	<b>66</b>	<b>77</b>	<b>0</b>	<b>9</b>	<b>38</b>	<b>19</b>	<b>343</b>
<b>M01CB</b>	<b>Gold preparations</b>	<b>171</b>	<b>100</b>	<b>71</b>	<b>61</b>	<b>61</b>	<b>82</b>	<b>0</b>	<b>8</b>	<b>34</b>	<b>19</b>	<b>327</b>
M01CB01	sodium aurothiomalate	30	26	19	17	19	53	0	<5	9	9	107

<sup>1)</sup>The ATC level comprises OTC medicinal products. The number of individuals is registered for prescription sales only.

## ATC group M

ATC level	2011	2012	2013	2014	2015	Share of women (%)	2015				2015
	Number of individuals						Number of individuals per age group				Sales in 1000 NOK
	<15	15-44	45-69	≥70							
M01CB03 auranofin	141	74	52	44	42	95	0	7	25	10	220
<b>M01CC Penicillamine and similar agents</b>	<b>13</b>	<b>12</b>	<b>12</b>	<b>9</b>	<b>5</b>	<b>20</b>	<b>0</b>	<b>&lt;5</b>	<b>&lt;5</b>	<b>0</b>	<b>16</b>
M01CC01 penicillamine	13	12	12	9	5	20	0	<5	<5	0	16
<b>M01CX Other specific antirheumatic agents</b>	<b>24</b>	<b>21</b>	<b>16</b>	<b>7</b>	<b>0</b>	<b>-</b>	<b>0</b>	<b>0</b>	<b>0</b>	<b>0</b>	<b>0</b>
<b>M02 TOPICAL PRODUCTS FOR JOINT AND MUSCULAR PAIN</b>	<b>53 477</b>	<b>59 206</b>	<b>60 159</b>	<b>64 489</b>	<b>72 441</b>	<b>60</b>	<b>2 572</b>	<b>22 312</b>	<b>30 394</b>	<b>17 163</b>	<b>10 666</b>
<b>M02A TOPICAL PRODUCTS FOR JOINT AND MUSCULAR PAIN</b>	<b>53 477</b>	<b>59 206</b>	<b>60 157</b>	<b>64 482</b>	<b>72 433</b>	<b>60</b>	<b>2 572</b>	<b>22 312</b>	<b>30 393</b>	<b>17 156</b>	<b>10 664</b>
<b>M02AA Antiinflammatory preparations, non-steroids for topical use</b>	<b>53 269</b>	<b>59 087</b>	<b>60 050</b>	<b>64 414</b>	<b>72 421</b>	<b>60</b>	<b>2 572</b>	<b>22 310</b>	<b>30 389</b>	<b>17 150</b>	<b>10 643</b>
M02AA10 ketoprofen	47 409	51 291	51 649	51 377	50 431	60	1 740	15 455	21 378	11 858	5 076
M02AA13 ibuprofen <sup>1)</sup>	4 923	5 837	5 818	5 795	4 998	58	301	1 494	1 757	1 446	937
M02AA15 diclofenac <sup>1)</sup>	1 322	2 402	2 890	7 763	17 806	59	543	5 556	7 580	4 127	4 631
<b>M02AB Capsaicin and similar agents</b>	<b>6</b>	<b>8</b>	<b>5</b>	<b>&lt;5</b>	<b>&lt;5</b>	<b>-</b>	<b>0</b>	<b>&lt;5</b>	<b>&lt;5</b>	<b>&lt;5</b>	<b>19</b>
M02AB01 capsaicin <sup>1)</sup>	6	8	5	<5	<5	-	0	<5	<5	<5	19
<b>M02AC Preparations with salicylic acid derivatives</b>	<b>207</b>	<b>124</b>	<b>119</b>	<b>73</b>	<b>0</b>	<b>-</b>	<b>0</b>	<b>0</b>	<b>0</b>	<b>0</b>	<b>0</b>
<b>M02AX Other topical products for joint and muscular pain</b>	<b>9</b>	<b>5</b>	<b>8</b>	<b>5</b>	<b>8</b>	<b>75</b>	<b>0</b>	<b>&lt;5</b>	<b>&lt;5</b>	<b>&lt;5</b>	<b>1</b>
M02AX10 various <sup>1)</sup>	9	5	8	5	8	75	0	<5	<5	<5	1
<b>M03 MUSCLE RELAXANTS</b>	<b>6 009</b>	<b>5 939</b>	<b>6 104</b>	<b>6 870</b>	<b>7 498</b>	<b>61</b>	<b>116</b>	<b>2 213</b>	<b>4 186</b>	<b>983</b>	<b>29 608</b>
<b>M03B MUSCLE RELAXANTS, CENTRALLY ACTING AGENTS</b>	<b>5 654</b>	<b>5 586</b>	<b>5 630</b>	<b>5 779</b>	<b>5 747</b>	<b>54</b>	<b>115</b>	<b>1 312</b>	<b>3 401</b>	<b>919</b>	<b>9 545</b>
<b>M03BA Carbamic acid esters</b>	<b>1 030</b>	<b>911</b>	<b>745</b>	<b>635</b>	<b>588</b>	<b>68</b>	<b>0</b>	<b>101</b>	<b>432</b>	<b>55</b>	<b>1 732</b>
M03BA02 carisoprodol	1 030	911	745	635	588	68	0	101	432	55	1 732
<b>M03BB Oxazol, thiazine, and triazine derivatives</b>	<b>&lt;5</b>	<b>0</b>	<b>&lt;5</b>	<b>20</b>	<b>21</b>	<b>67</b>	<b>0</b>	<b>10</b>	<b>7</b>	<b>&lt;5</b>	<b>26</b>
M03BB03 chlorzoxazone	<5	0	<5	20	21	67	0	10	7	<5	26
<b>M03BX Other centrally acting agents</b>	<b>4 652</b>	<b>4 696</b>	<b>4 901</b>	<b>5 146</b>	<b>5 157</b>	<b>52</b>	<b>115</b>	<b>1 205</b>	<b>2 976</b>	<b>861</b>	<b>7 787</b>
M03BX01 baclofen	4 608	4 650	4 850	5 081	5 073	52	114	1 174	2 931	854	7 359
M03BX02 tizanidine	71	75	78	90	107	44	<5	37	60	9	428
<b>M03C MUSCLE RELAXANTS, DIRECTLY ACTING AGENTS</b>	<b>&lt;5</b>	<b>0</b>	<b>0</b>	<b>0</b>	<b>0</b>	<b>-</b>	<b>0</b>	<b>0</b>	<b>0</b>	<b>0</b>	<b>0</b>
<b>M03CA Dantrolene and derivatives</b>	<b>&lt;5</b>	<b>0</b>	<b>0</b>	<b>0</b>	<b>0</b>	<b>-</b>	<b>0</b>	<b>0</b>	<b>0</b>	<b>0</b>	<b>0</b>
M03CA01 dantrolene	<5	0	0	0	0	-	0	0	0	0	0

<sup>1)</sup>The ATC level comprises OTC medicinal products. The number of individuals is registered for prescription sales only.

ATC level		2011	2012	2013	2014	2015	Share of women (%)	2015				2015
		Number of individuals						Number of individuals per age group				Sales in 1000 NOK
								<15	15-44	45-69	≥70	
<b>M04</b>	<b>ANTIGOUT PREPARATIONS</b>	<b>43 057</b>	<b>45 482</b>	<b>47 763</b>	<b>50 830</b>	<b>53 496</b>	<b>27</b>	<b>25</b>	<b>3 348</b>	<b>22 684</b>	<b>27 439</b>	<b>33 477</b>
<b>M04A</b>	<b>ANTIGOUT PREPARATIONS</b>	<b>43 057</b>	<b>45 482</b>	<b>47 763</b>	<b>50 830</b>	<b>53 496</b>	<b>27</b>	<b>25</b>	<b>3 348</b>	<b>22 684</b>	<b>27 439</b>	<b>33 477</b>
<b>M04AA</b>	<b>Preparations inhibiting uric acid production</b>	<b>39 470</b>	<b>41 688</b>	<b>43 558</b>	<b>46 068</b>	<b>48 328</b>	<b>27</b>	<b>9</b>	<b>2 781</b>	<b>20 488</b>	<b>25 050</b>	<b>27 471</b>
M04AA01	allopurinol	39 441	41 625	43 473	45 940	48 136	27	9	2 755	20 402	24 970	18 089
M04AA03	febuxostat	33	75	105	147	218	26	0	30	96	92	9 382
<b>M04AB</b>	<b>Preparations increasing uric acid excretion</b>	<b>2 072</b>	<b>2 041</b>	<b>1 970</b>	<b>1 942</b>	<b>1 924</b>	<b>30</b>	<b>&lt;5</b>	<b>120</b>	<b>851</b>	<b>952</b>	<b>2 667</b>
M04AB01	probenecid	2 072	2 041	1 970	1 942	1 924	30	<5	120	851	952	2 667
<b>M04AC</b>	<b>Preparations with no effect on uric acid metabolism</b>	<b>3 688</b>	<b>4 213</b>	<b>5 085</b>	<b>6 206</b>	<b>7 054</b>	<b>23</b>	<b>15</b>	<b>777</b>	<b>3 136</b>	<b>3 126</b>	<b>3 340</b>
M04AC01	colchicine	3 688	4 213	5 085	6 206	7 054	23	15	777	3 136	3 126	3 340
<b>M05</b>	<b>DRUGS FOR TREATMENT OF BONE DISEASES</b>	<b>58 371</b>	<b>59 962</b>	<b>61 037</b>	<b>61 693</b>	<b>62 021</b>	<b>87</b>	<b>&lt;5</b>	<b>710</b>	<b>23 177</b>	<b>38 132</b>	<b>81 665</b>
<b>M05B</b>	<b>DRUGS AFFECTING BONE STRUCTURE AND MINERALIZATION</b>	<b>58 371</b>	<b>59 962</b>	<b>61 037</b>	<b>61 693</b>	<b>62 021</b>	<b>87</b>	<b>&lt;5</b>	<b>710</b>	<b>23 177</b>	<b>38 132</b>	<b>81 665</b>
<b>M05BA</b>	<b>Bisphosphonates</b>	<b>56 550</b>	<b>57 193</b>	<b>58 056</b>	<b>57 775</b>	<b>57 319</b>	<b>87</b>	<b>&lt;5</b>	<b>666</b>	<b>22 142</b>	<b>34 509</b>	<b>44 524</b>
M05BA01	etidronic acid	205	151	22	0	0	-	0	0	0	0	0
M05BA02	clodronic acid	48	41	34	13	10	70	0	0	<5	8	113
M05BA03	pamidronic acid	19	16	18	16	17	71	0	0	7	10	88
M05BA04	alendronic acid	52 893	53 133	53 858	53 147	52 362	87	<5	544	19 659	32 157	27 689
M05BA06	ibandronic acid	668	653	664	658	659	93	0	5	269	385	1 975
M05BA07	risedronic acid	948	832	639	481	403	93	0	<5	133	267	1 068
M05BA08	zoledronic acid	2 329	2 908	3 378	3 967	4 345	88	0	122	2 335	1 888	13 590
<b>M05BB</b>	<b>Bisphosphonates, combinations</b>	<b>1 659</b>	<b>1 434</b>	<b>668</b>	<b>&lt;5</b>	<b>0</b>	<b>-</b>	<b>0</b>	<b>0</b>	<b>0</b>	<b>0</b>	<b>0</b>
M05BB01	etidronic acid and calcium, sequential	1 659	1 434	668	<5	0	-	0	0	0	0	0
<b>M05BX</b>	<b>Other drugs affecting bone structure and mineralization</b>	<b>398</b>	<b>1 851</b>	<b>3 212</b>	<b>4 412</b>	<b>5 198</b>	<b>86</b>	<b>0</b>	<b>44</b>	<b>1 137</b>	<b>4 017</b>	<b>37 141</b>
M05BX04	denosumab	398	1 851	3 212	4 412	5 198	86	0	44	1 137	4 017	37 141
<b>M09</b>	<b>OTHER DRUGS FOR DISORDERS OF THE MUSCULO-SKELETAL SYSTEM</b>	<b>0</b>	<b>31</b>	<b>76</b>	<b>40</b>	<b>60</b>	<b>7</b>	<b>&lt;5</b>	<b>&lt;5</b>	<b>43</b>	<b>13</b>	<b>6 937</b>
<b>M09A</b>	<b>OTHER DRUGS FOR DISORDERS OF THE MUSCULO-SKELETAL SYSTEM</b>	<b>0</b>	<b>31</b>	<b>76</b>	<b>40</b>	<b>60</b>	<b>7</b>	<b>&lt;5</b>	<b>&lt;5</b>	<b>43</b>	<b>13</b>	<b>6 937</b>
<b>M09AB</b>	<b>Enzymes</b>	<b>0</b>	<b>31</b>	<b>76</b>	<b>40</b>	<b>58</b>	<b>7</b>	<b>0</b>	<b>&lt;5</b>	<b>43</b>	<b>13</b>	<b>725</b>
M09AB02	collagenase clostridium histolyticum	0	31	76	40	58	7	0	<5	43	13	725

## ATC group M

ATC level	2011	2012	2013	2014	2015	Share of women (%)	2015				2015
	Number of individuals						Number of individuals per age group				Sales in 1000 NOK
							<15	15-44	45-69	≥70	
<b>M09AX Other drugs for disorders of the musculo-skeletal system</b>	<b>0</b>	<b>0</b>	<b>0</b>	<b>0</b>	<b>&lt;5</b>	-	<b>&lt;5</b>	<b>&lt;5</b>	<b>0</b>	<b>0</b>	<b>6 212</b>
M09AX03 ataluren	0	0	0	0	<5	-	<5	<5	0	0	6 212



## 2.16 ATC group N – Nervous system

ATC level		2011	2012	2013	2014	2015	Share of women (%)	2015				2015
		Number of individuals						Number of individuals per age group				Sales in 1000 NOK
								<15	15–44	45–69	≥70	
<b>N</b>	<b>NERVOUS SYSTEM</b>	<b>1 279 676</b>	<b>1 304 345</b>	<b>1 327 510</b>	<b>1 352 454</b>	<b>1 379 519</b>	<b>59</b>	<b>29 209</b>	<b>435 334</b>	<b>601 980</b>	<b>312 996</b>	<b>2 996 402</b>
<b>N02</b>	<b>ANALGESICS</b>	<b>739 147</b>	<b>766 791</b>	<b>790 759</b>	<b>817 528</b>	<b>847 811</b>	<b>61</b>	<b>7 637</b>	<b>265 400</b>	<b>381 933</b>	<b>192 841</b>	<b>724 540</b>
<b>N02A</b>	<b>OPIOIDS</b>	<b>500 644</b>	<b>514 434</b>	<b>528 298</b>	<b>537 365</b>	<b>550 431</b>	<b>56</b>	<b>1 950</b>	<b>177 928</b>	<b>248 722</b>	<b>121 831</b>	<b>422 563</b>
<b>N02AA</b>	<b>Natural opium alkaloids</b>	<b>403 516</b>	<b>404 550</b>	<b>404 507</b>	<b>397 218</b>	<b>394 415</b>	<b>56</b>	<b>1 606</b>	<b>131 978</b>	<b>177 747</b>	<b>83 084</b>	<b>234 880</b>
N02AA01	morphine	6 790	6 820	6 852	7 042	7 497	49	46	884	3 442	3 125	15 409
N02AA03	hydromorphone	48	68	95	130	127	50	0	19	82	26	7 595
N02AA05	oxycodone	20 444	22 975	26 884	30 554	34 408	54	28	5 850	15 532	12 998	52 668
N02AA08	dihydrocodeine	52	47	53	45	35	71	0	9	24	<5	237
N02AA55	oxycodone, combinations	1 831	2 874	4 069	5 033	5 713	57	<5	531	2 250	2 930	18 166
N02AA59	codeine, combinations excl. psycholeptics	387 930	387 038	383 925	373 320	367 432	56	1 549	128 263	166 067	71 553	140 805
<b>N02AB</b>	<b>Phenylpiperidine derivatives</b>	<b>11 306</b>	<b>11 506</b>	<b>12 148</b>	<b>12 588</b>	<b>12 706</b>	<b>60</b>	<b>6</b>	<b>2 119</b>	<b>5 340</b>	<b>5 241</b>	<b>49 321</b>
N02AB01	ketobemidone	3 972	3 993	4 143	4 339	4 251	55	<5	1 273	2 148	827	5 022
N02AB02	pethidine	1 243	1 201	1 281	1 230	1 157	64	0	341	658	158	2 874
N02AB03	fentanyl	6 583	6 785	7 173	7 488	7 750	63	<5	591	2 793	4 362	41 426
<b>N02AC</b>	<b>Diphenylpropylamine derivatives</b>	<b>30</b>	<b>15</b>	<b>12</b>	<b>7</b>	<b>12</b>	<b>67</b>	<b>0</b>	<b>&lt;5</b>	<b>7</b>	<b>&lt;5</b>	<b>35</b>
N02AC04	dextropropoxyphene	9	15	12	7	12	67	0	<5	7	<5	35
N02AC54	dextropropoxyphene, combinations excl. psycholeptics	22	0	0	0	0	–	0	0	0	0	0
<b>N02AD</b>	<b>Benzomorphan derivatives</b>	<b>35</b>	<b>30</b>	<b>24</b>	<b>24</b>	<b>20</b>	<b>50</b>	<b>0</b>	<b>&lt;5</b>	<b>11</b>	<b>7</b>	<b>274</b>
N02AD01	pentazocine	35	30	24	24	20	50	0	<5	11	7	274
<b>N02AE</b>	<b>Oripavine derivatives</b>	<b>14 009</b>	<b>15 272</b>	<b>15 863</b>	<b>16 725</b>	<b>17 813</b>	<b>72</b>	<b>5</b>	<b>1 336</b>	<b>4 803</b>	<b>11 669</b>	<b>58 472</b>
N02AE01	buprenorphine	14 009	15 272	15 863	16 725	17 813	72	5	1 336	4 803	11 669	58 472
<b>N02AG</b>	<b>Opioids in combination with antispasmodics</b>	<b>1 776</b>	<b>1 959</b>	<b>1 895</b>	<b>1 808</b>	<b>1 763</b>	<b>61</b>	<b>0</b>	<b>597</b>	<b>912</b>	<b>254</b>	<b>1 725</b>
N02AG01	morphine and antispasmodics	310	384	314	133	<5	–	0	0	0	<5	0
N02AG02	ketobemidone and antispasmodics	1 470	1 577	1 586	1 678	1 762	61	0	597	912	253	1 725
<b>N02AX</b>	<b>Other opioids</b>	<b>138 495</b>	<b>155 617</b>	<b>172 547</b>	<b>193 009</b>	<b>212 682</b>	<b>58</b>	<b>394</b>	<b>64 238</b>	<b>99 136</b>	<b>48 914</b>	<b>77 855</b>
N02AX02	tramadol	138 478	155 326	172 161	187 091	203 302	57	349	61 035	94 988	46 930	67 899
N02AX06	tapentadol	31	495	615	851	2 007	61	0	498	1 016	493	6 926
N02AX52	tramadol, combinations	0	0	0	6 827	10 503	63	48	3 699	4 548	2 208	3 030
<b>N02B</b>	<b>OTHER ANALGESICS AND ANTIPYRETICS</b>	<b>337 952</b>	<b>363 609</b>	<b>386 155</b>	<b>416 625</b>	<b>446 623</b>	<b>64</b>	<b>4 010</b>	<b>103 170</b>	<b>203 404</b>	<b>136 039</b>	<b>102 304</b>
<b>N02BA</b>	<b>Salicylic acid and derivatives</b>	<b>883</b>	<b>797</b>	<b>938</b>	<b>1 008</b>	<b>1 053</b>	<b>62</b>	<b>251</b>	<b>365</b>	<b>283</b>	<b>154</b>	<b>313</b>
N02BA01	acetylsalicylic acid <sup>1)</sup>	879	791	931	1 003	1 046	62	251	364	280	151	274

<sup>1)</sup>The ATC level comprises OTC medicinal products. The number of individuals is registered for prescription sales only.

## ATC group N

ATC level	2011	2012	2013	2014	2015	Share of women (%)	2015				2015
	Number of individuals						Number of individuals per age group				Sales in 1000 NOK
	<15	15-44	45-69	≥70							
N02BA11 diflunisal	<5	<5	<5	<5	<5	-	0	0	<5	<5	29
N02BA51 acetylsalicylic acid, combinations excl. psycholeptics	<5	<5	<5	<5	5	80	0	<5	<5	<5	10
<b>N02BB Pyrazolones</b>	<b>891</b>	<b>970</b>	<b>1 051</b>	<b>1 030</b>	<b>1 142</b>	<b>68</b>	<b>19</b>	<b>569</b>	<b>372</b>	<b>182</b>	<b>301</b>
N02BB02 metamizole sodium	5	13	18	41	41	54	<5	9	21	10	43
N02BB51 phenazone, combinations excl. psycholeptics <sup>1)</sup>	886	957	1 033	989	1 101	68	18	560	351	172	258
<b>N02BE Anilides</b>	<b>336 641</b>	<b>362 291</b>	<b>384 456</b>	<b>414 889</b>	<b>444 928</b>	<b>64</b>	<b>3 750</b>	<b>102 446</b>	<b>202 862</b>	<b>135 870</b>	<b>94 550</b>
N02BE01 paracetamol <sup>1)</sup>	336 641	362 291	384 388	414 747	444 712	64	3 746	102 339	202 787	135 840	94 492
N02BE51 paracetamol, combinations excl. psycholeptics <sup>1)</sup>	0	0	134	241	321	66	5	142	119	55	58
<b>N02BG Other analgesics and antipyretics</b>	<b>&lt;5</b>	<b>68</b>	<b>404</b>	<b>366</b>	<b>344</b>	<b>51</b>	<b>&lt;5</b>	<b>91</b>	<b>228</b>	<b>23</b>	<b>7 140</b>
N02BG07 flupirtine	0	<5	<5	<5	<5	-	0	0	<5	<5	5
N02BG08 ziconotide	<5	0	0	0	0	-	0	0	0	0	0
N02BG10 cannabinoids	<5	67	402	365	340	51	<5	91	225	22	7 135
<b>N02C ANTIMIGRAINE PREPARATIONS</b>	<b>91 693</b>	<b>94 417</b>	<b>97 251</b>	<b>101 242</b>	<b>105 201</b>	<b>80</b>	<b>2 252</b>	<b>49 940</b>	<b>48 574</b>	<b>4 435</b>	<b>199 673</b>
<b>N02CA Ergot alkaloids</b>	<b>2 918</b>	<b>2 496</b>	<b>877</b>	<b>443</b>	<b>360</b>	<b>84</b>	<b>0</b>	<b>45</b>	<b>213</b>	<b>102</b>	<b>410</b>
N02CA04 methysergide	9	7	<5	0	0	-	0	0	0	0	0
N02CA52 ergotamine, combinations excl. psycholeptics	15	12	21	8	9	78	0	<5	<5	<5	7
N02CA72 ergotamine, combinations with psycholeptics	2 895	2 477	856	435	353	84	0	44	210	99	403
<b>N02CC Selective serotonin (5HT<sub>1</sub>) agonists</b>	<b>85 970</b>	<b>89 144</b>	<b>93 214</b>	<b>97 122</b>	<b>101 034</b>	<b>80</b>	<b>2 185</b>	<b>48 980</b>	<b>45 863</b>	<b>4 006</b>	<b>196 205</b>
N02CC01 sumatriptan	43 349	45 284	47 946	50 689	52 590	78	1 891	28 072	20 734	1 893	83 363
N02CC02 naratriptan	1 581	1 651	1 707	1 941	2 110	87	6	967	1 055	82	5 734
N02CC03 zolmitriptan	14 481	14 789	15 150	15 845	16 233	82	211	7 190	8 111	721	32 434
N02CC04 rizatriptan	23 373	24 259	25 269	26 831	27 942	82	265	14 034	12 642	1 001	27 713
N02CC05 almotriptan	2 936	2 939	2 988	3 058	2 888	84	6	1 353	1 425	104	6 340
N02CC06 eletriptan	11 403	11 471	11 735	11 874	12 332	83	36	5 279	6 608	409	40 455
N02CC07 frovatriptan	5	7	8	18	180	88	5	89	83	<5	166
<b>N02CX Other antimigraine preparations</b>	<b>3 920</b>	<b>3 949</b>	<b>4 271</b>	<b>4 523</b>	<b>4 621</b>	<b>80</b>	<b>70</b>	<b>1 174</b>	<b>3 021</b>	<b>356</b>	<b>3 057</b>
N02CX01 pizotifen	60	78	72	62	58	88	0	18	31	9	197
N02CX02 clonidine	3 861	3 874	4 199	4 462	4 566	80	70	1 156	2 993	347	2 860
<b>N03 ANTIEPILEPTICS</b>	<b>108 555</b>	<b>113 451</b>	<b>116 903</b>	<b>118 788</b>	<b>122 527</b>	<b>56</b>	<b>3 547</b>	<b>36 386</b>	<b>57 482</b>	<b>25 112</b>	<b>443 799</b>
<b>N03A ANTIEPILEPTICS</b>	<b>108 555</b>	<b>113 451</b>	<b>116 903</b>	<b>118 788</b>	<b>122 527</b>	<b>56</b>	<b>3 547</b>	<b>36 386</b>	<b>57 482</b>	<b>25 112</b>	<b>443 799</b>

<sup>1)</sup>The ATC level comprises OTC medicinal products. The number of individuals is registered for prescription sales only.

## ATC group N

ATC level	2011	2012	2013	2014	2015	Share of women (%)	2015				2015
	Number of individuals						Number of individuals per age group				Sales in 1000 NOK
	<15	15-44	45-69	≥70							
<b>N03AA Barbiturates and derivatives</b>	<b>2 544</b>	<b>2 430</b>	<b>2 361</b>	<b>2 236</b>	<b>2 167</b>	<b>52</b>	<b>55</b>	<b>195</b>	<b>1 158</b>	<b>759</b>	<b>3 229</b>
N03AA02 phenobarbital	2 270	2 149	2 064	1 915	1 826	52	54	163	995	614	2 546
N03AA03 primidone	287	293	309	332	352	49	<5	33	167	151	682
<b>N03AB Hydantoin derivatives</b>	<b>1 938</b>	<b>1 798</b>	<b>1 704</b>	<b>1 541</b>	<b>1 435</b>	<b>42</b>	<b>15</b>	<b>148</b>	<b>799</b>	<b>473</b>	<b>1 344</b>
N03AB02 phenytoin	1 937	1 798	1 704	1 541	1 435	42	15	148	799	473	1 335
N03AB05 fosphenytoin	<5	0	0	<5	<5	-	0	<5	0	0	9
<b>N03AD Succinimide derivatives</b>	<b>173</b>	<b>183</b>	<b>206</b>	<b>227</b>	<b>224</b>	<b>65</b>	<b>113</b>	<b>85</b>	<b>23</b>	<b>&lt;5</b>	<b>2 258</b>
N03AD01 ethosuximide	173	183	206	227	224	65	113	85	23	<5	2 258
<b>N03AE Benzodiazepine derivatives</b>	<b>13 006</b>	<b>12 558</b>	<b>11 748</b>	<b>10 909</b>	<b>9 854</b>	<b>55</b>	<b>127</b>	<b>2 334</b>	<b>5 222</b>	<b>2 171</b>	<b>4 688</b>
N03AE01 clonazepam	13 006	12 558	11 748	10 909	9 854	55	127	2 334	5 222	2 171	4 688
<b>N03AF Carboxamide derivatives</b>	<b>18 449</b>	<b>17 652</b>	<b>16 961</b>	<b>16 206</b>	<b>15 672</b>	<b>47</b>	<b>734</b>	<b>4 060</b>	<b>7 808</b>	<b>3 070</b>	<b>34 534</b>
N03AF01 carbamazepine	15 931	15 023	14 205	13 395	12 723	47	200	2 931	6 850	2 742	12 380
N03AF02 oxcarbazepine	2 375	2 426	2 526	2 520	2 635	46	529	926	868	312	10 674
N03AF03 rufinamide	97	99	100	98	96	33	26	61	8	<5	2 197
N03AF04 eslicarbazepine	213	233	294	332	383	55	5	203	141	34	9 282
<b>N03AG Fatty acid derivatives</b>	<b>14 347</b>	<b>14 693</b>	<b>15 127</b>	<b>15 288</b>	<b>15 197</b>	<b>44</b>	<b>1 619</b>	<b>5 712</b>	<b>6 386</b>	<b>1 480</b>	<b>38 039</b>
N03AG01 valproic acid	14 279	14 623	15 047	15 203	15 123	44	1 595	5 689	6 361	1 478	37 200
N03AG03 aminobutyric acid	0	7	16	20	8	75	0	5	<5	0	16
N03AG04 vigabatrin	88	90	94	90	85	48	34	25	24	<5	577
N03AG06 tiagabine	13	10	10	9	9	56	0	<5	6	<5	247
<b>N03AX Other antiepileptics</b>	<b>71 880</b>	<b>77 827</b>	<b>82 517</b>	<b>85 805</b>	<b>91 212</b>	<b>59</b>	<b>1 955</b>	<b>28 449</b>	<b>41 958</b>	<b>18 850</b>	<b>359 708</b>
N03AX03 sultiame	130	161	206	239	238	41	176	60	<5	0	1 646
N03AX09 lamotrigine	24 878	26 197	27 013	27 568	28 516	60	931	13 591	11 264	2 730	95 569
N03AX10 felbamate	21	21	20	17	22	50	<5	14	<5	0	400
N03AX11 topiramate	3 047	3 127	3 230	3 649	3 955	72	247	2 151	1 394	163	11 581
N03AX12 gabapentin	26 611	28 936	30 998	32 205	35 524	60	69	7 121	18 401	9 933	55 439
N03AX14 levetiracetam	6 101	6 784	7 307	7 936	8 528	48	689	2 989	3 057	1 793	44 410
N03AX15 zonisamide	473	520	611	634	638	57	78	339	184	37	9 203
N03AX16 pregabalin	16 892	18 332	19 654	20 227	20 713	59	13	4 555	10 736	5 409	128 090
N03AX17 stiripentol	30	24	21	25	27	48	15	12	0	0	1 796
N03AX18 lacosamide	341	411	445	500	555	50	28	283	210	34	7 964
N03AX21 retigabine	18	138	103	36	20	50	0	9	10	<5	176
N03AX22 perampanel	0	0	149	221	254	46	11	145	84	14	3 434
<b>N04 ANTI-PARKINSON DRUGS</b>	<b>18 178</b>	<b>18 653</b>	<b>19 088</b>	<b>20 067</b>	<b>20 723</b>	<b>51</b>	<b>26</b>	<b>1 654</b>	<b>8 784</b>	<b>10 259</b>	<b>144 771</b>
<b>N04A ANTICHOLINERGIC AGENTS</b>	<b>2 808</b>	<b>2 667</b>	<b>2 481</b>	<b>2 345</b>	<b>2 247</b>	<b>49</b>	<b>16</b>	<b>489</b>	<b>1 410</b>	<b>332</b>	<b>1 434</b>
<b>N04AA Tertiary amines</b>	<b>2 773</b>	<b>2 635</b>	<b>2 448</b>	<b>2 322</b>	<b>2 234</b>	<b>49</b>	<b>16</b>	<b>486</b>	<b>1 403</b>	<b>329</b>	<b>1 416</b>

## ATC group N

ATC level	2011	2012	2013	2014	2015	Share of women (%)	2015				2015
	Number of individuals						Number of individuals per age group				Sales in 1000 NOK
	<15	15-44	45-69	≥70							
N04AA01 trihexyphenidyl	23	20	27	41	44	48	15	13	15	<5	243
N04AA02 biperiden	2 747	2 611	2 418	2 279	2 187	49	<5	473	1 387	326	1 167
N04AA04 procyclidine	<5	<5	<5	<5	<5	-	0	0	<5	<5	7
<b>N04AB Ethers chemically close to antihistamines</b>	<b>38</b>	<b>37</b>	<b>34</b>	<b>29</b>	<b>14</b>	<b>64</b>	<b>0</b>	<b>&lt;5</b>	<b>8</b>	<b>&lt;5</b>	<b>19</b>
N04AB02 orphenadrine (chloride)	38	37	34	29	14	64	0	<5	8	<5	19
<b>N04B DOPAMINERGIC AGENTS</b>	<b>15 436</b>	<b>16 047</b>	<b>16 673</b>	<b>17 783</b>	<b>18 529</b>	<b>51</b>	<b>14</b>	<b>1 169</b>	<b>7 406</b>	<b>9 940</b>	<b>143 337</b>
<b>N04BA Dopa and dopa derivatives</b>	<b>8 015</b>	<b>8 279</b>	<b>8 579</b>	<b>9 034</b>	<b>9 332</b>	<b>43</b>	<b>11</b>	<b>121</b>	<b>2 739</b>	<b>6 461</b>	<b>81 049</b>
N04BA02 levodopa and decarboxylase inhibitor	7 277	7 562	7 860	8 340	8 703	44	11	119	2 488	6 085	62 476
N04BA03 levodopa, decarboxylase inhibitor and COMT inhibitor	1 395	1 415	1 399	1 391	1 350	35	0	9	554	787	18 573
<b>N04BB Adamantane derivatives</b>	<b>123</b>	<b>142</b>	<b>161</b>	<b>152</b>	<b>144</b>	<b>64</b>	<b>&lt;5</b>	<b>34</b>	<b>90</b>	<b>19</b>	<b>369</b>
N04BB01 amantadine	123	142	161	152	144	64	<5	34	90	19	369
<b>N04BC Dopamine agonists</b>	<b>9 976</b>	<b>10 381</b>	<b>10 874</b>	<b>11 678</b>	<b>12 154</b>	<b>54</b>	<b>&lt;5</b>	<b>1 047</b>	<b>5 981</b>	<b>5 123</b>	<b>38 136</b>
N04BC01 bromocriptine	<5	<5	<5	<5	<5	-	0	0	<5	<5	31
N04BC04 ropinirole	2 667	2 676	2 729	2 869	2 930	45	<5	178	1 527	1 224	14 433
N04BC05 pramipexole	6 946	7 350	7 750	8 470	8 906	57	<5	876	4 323	3 705	14 990
N04BC06 cabergoline	177	142	121	109	88	51	0	5	31	52	250
N04BC07 apomorphine	21	19	18	26	30	33	0	0	17	13	2 137
N04BC09 rotigotine	541	528	573	560	533	45	0	22	244	267	6 296
<b>N04BD Monoamine oxidase B inhibitors</b>	<b>3 339</b>	<b>3 519</b>	<b>3 652</b>	<b>3 869</b>	<b>4 011</b>	<b>37</b>	<b>0</b>	<b>49</b>	<b>1 923</b>	<b>2 039</b>	<b>22 456</b>
N04BD01 selegiline	2 087	2 138	2 183	2 257	2 318	38	0	28	1 150	1 140	3 533
N04BD02 rasagiline	1 329	1 460	1 530	1 649	1 739	37	0	22	804	913	18 923
<b>N04BX Other dopaminergic agents</b>	<b>152</b>	<b>160</b>	<b>119</b>	<b>111</b>	<b>105</b>	<b>50</b>	<b>0</b>	<b>0</b>	<b>49</b>	<b>56</b>	<b>1 327</b>
N04BX01 tolcapone	11	9	8	6	8	50	0	0	6	<5	421
N04BX02 entacapone	141	151	111	105	98	50	0	0	44	54	906
<b>N05 PSYCHOLEPTICS</b>	<b>618 313</b>	<b>616 277</b>	<b>619 567</b>	<b>627 568</b>	<b>628 429</b>	<b>63</b>	<b>9 937</b>	<b>144 813</b>	<b>281 342</b>	<b>192 337</b>	<b>624 644</b>
<b>N05A ANTIPSYCHOTICS</b>	<b>104 361</b>	<b>106 114</b>	<b>106 651</b>	<b>109 224</b>	<b>113 396</b>	<b>55</b>	<b>946</b>	<b>41 030</b>	<b>50 990</b>	<b>20 430</b>	<b>315 856</b>
<b>N05AA Phenothiazines with aliphatic side-chain</b>	<b>23 180</b>	<b>21 794</b>	<b>20 118</b>	<b>18 907</b>	<b>17 566</b>	<b>57</b>	<b>9</b>	<b>4 381</b>	<b>9 360</b>	<b>3 816</b>	<b>6 802</b>
N05AA01 chlorpromazine	389	280	222	196	160	59	0	66	70	24	609
N05AA02 levomepromazine	22 826	21 541	19 912	18 729	17 418	57	9	4 319	9 297	3 793	6 194
<b>N05AB Phenothiazines with piperazine structure</b>	<b>17 128</b>	<b>15 768</b>	<b>13 470</b>	<b>11 061</b>	<b>10 480</b>	<b>70</b>	<b>11</b>	<b>2 185</b>	<b>4 447</b>	<b>3 837</b>	<b>6 603</b>
N05AB01 dixyrazine	<5	0	0	0	0	-	0	0	0	0	0
N05AB02 fluphenazine	20	15	14	16	17	53	0	0	8	9	54
N05AB03 perphenazine	5 084	4 728	3 506	1 716	1 675	57	0	271	1 066	338	4 817

## ATC group N

ATC level	2011	2012	2013	2014	2015	Share of women (%)	2015				2015
	Number of individuals						Number of individuals per age group				Sales in 1000 NOK
	<15	15-44	45-69	≥70							
N05AB04 prochlorperazine	12 078	11 063	10 061	9 345	8 800	72	11	1 915	3 381	3 493	1 722
N05AB06 trifluoperazine	<5	<5	<5	<5	<5	-	0	0	<5	0	10
<b>N05AC Phenothiazines with piperidine structure</b>	<b>61</b>	<b>50</b>	<b>54</b>	<b>46</b>	<b>44</b>	<b>52</b>	<b>0</b>	<b>5</b>	<b>26</b>	<b>13</b>	<b>123</b>
N05AC01 periciazine	<5	<5	<5	<5	<5	-	0	<5	<5	0	5
N05AC02 thioridazine	57	47	49	43	41	49	0	<5	25	12	97
N05AC04 pipotiazine	<5	<5	<5	<5	<5	-	0	0	0	<5	21
<b>N05AD Butyrophenone derivatives</b>	<b>4 089</b>	<b>4 023</b>	<b>3 966</b>	<b>4 027</b>	<b>3 867</b>	<b>52</b>	<b>&lt;5</b>	<b>358</b>	<b>1 487</b>	<b>2 018</b>	<b>1 284</b>
N05AD01 haloperidol	4 082	4 014	3 959	4 020	3 860	52	<5	355	1 484	2 017	1 271
N05AD03 melperone	6	6	7	6	7	57	0	<5	<5	<5	11
N05AD08 droperidol	<5	<5	<5	<5	<5	-	0	0	0	<5	2
<b>N05AE Indole derivatives</b>	<b>1 033</b>	<b>957</b>	<b>902</b>	<b>870</b>	<b>963</b>	<b>59</b>	<b>&lt;5</b>	<b>456</b>	<b>462</b>	<b>44</b>	<b>7 129</b>
N05AE03 sertindole	138	127	125	100	110	60	0	56	51	<5	1 142
N05AE04 ziprasidone	897	831	778	766	677	61	<5	272	367	37	4 847
N05AE05 lurasidone	0	0	0	5	189	49	0	137	48	<5	1 140
<b>N05AF Thioxanthene derivatives</b>	<b>22 935</b>	<b>22 560</b>	<b>22 303</b>	<b>21 603</b>	<b>20 888</b>	<b>55</b>	<b>28</b>	<b>6 965</b>	<b>10 549</b>	<b>3 346</b>	<b>11 893</b>
N05AF01 flupentixol	4 621	4 478	4 351	4 187	3 902	65	0	978	1 993	931	1 956
N05AF03 chlorprothixene	16 269	16 097	15 541	15 116	14 807	54	26	5 537	7 222	2 022	6 762
N05AF05 zuclopentixol	2 661	2 581	3 044	2 916	2 728	49	<5	648	1 633	445	3 176
<b>N05AG Diphenylbutylpiperidine derivatives</b>	<b>139</b>	<b>128</b>	<b>117</b>	<b>114</b>	<b>112</b>	<b>35</b>	<b>&lt;5</b>	<b>59</b>	<b>36</b>	<b>13</b>	<b>353</b>
N05AG01 fluspirilene	0	0	0	0	<5	-	0	0	<5	0	4
N05AG02 pimozide	117	111	115	114	111	35	<5	59	35	13	349
N05AG03 penfluridol	22	17	<5	0	0	-	0	0	0	0	0
<b>N05AH Diazepines, oxazepines, thiazepines and oxepines</b>	<b>35 237</b>	<b>39 939</b>	<b>44 837</b>	<b>50 419</b>	<b>56 889</b>	<b>53</b>	<b>115</b>	<b>26 010</b>	<b>24 745</b>	<b>6 019</b>	<b>135 228</b>
N05AH01 loxapine	0	0	0	0	<5	-	0	<5	0	0	56
N05AH02 clozapine	2 398	2 459	2 533	2 572	2 575	37	0	1 133	1 353	89	9 801
N05AH03 olanzapine	15 754	16 072	16 385	16 710	16 927	47	27	6 470	8 014	2 416	50 938
N05AH04 quetiapine	18 864	23 376	28 125	33 555	39 961	56	90	19 719	16 456	3 696	74 066
N05AH05 asenapine	0	117	87	50	28	64	0	14	14	0	367
<b>N05AL Benzamides</b>	<b>527</b>	<b>566</b>	<b>569</b>	<b>600</b>	<b>656</b>	<b>45</b>	<b>&lt;5</b>	<b>316</b>	<b>314</b>	<b>23</b>	<b>4 164</b>
N05AL03 tiapride	7	7	5	<5	7	14	<5	<5	<5	0	32
N05AL05 amisulpride	520	559	564	597	649	46	<5	312	313	23	4 132
<b>N05AN Lithium</b>	<b>7 727</b>	<b>7 792</b>	<b>7 682</b>	<b>7 559</b>	<b>7 567</b>	<b>57</b>	<b>&lt;5</b>	<b>2 169</b>	<b>4 190</b>	<b>1 207</b>	<b>14 350</b>
N05AN01 lithium	7 727	7 792	7 682	7 559	7 567	57	<5	2 169	4 190	1 207	14 350
<b>N05AX Other antipsychotics</b>	<b>12 804</b>	<b>13 193</b>	<b>13 752</b>	<b>14 030</b>	<b>14 347</b>	<b>47</b>	<b>818</b>	<b>6 333</b>	<b>5 095</b>	<b>2 101</b>	<b>127 926</b>
N05AX07 prothipendyl	<5	<5	<5	<5	<5	-	0	<5	0	0	4

## ATC group N

ATC level	2011	2012	2013	2014	2015	Share of women (%)	2015				2015
	Number of individuals						Number of individuals per age group				Sales in 1000 NOK
	<15	15-44	45-69	≥70							
N05AX08 risperidone	8 366	8 303	8 392	8 336	8 265	45	694	2 855	2 864	1 852	31 835
N05AX12 aripiprazole	4 744	4 916	5 143	5 402	5 732	51	163	3 297	2 033	239	67 377
N05AX13 paliperidone	37	512	782	833	860	39	<5	490	341	28	28 712
<b>N05B ANXIOLYTICS</b>	<b>273 985</b>	<b>273 911</b>	<b>270 647</b>	<b>267 752</b>	<b>262 505</b>	<b>64</b>	<b>2 736</b>	<b>59 984</b>	<b>122 407</b>	<b>77 378</b>	<b>104 337</b>
<b>N05BA Benzodiazepine derivatives</b>	<b>250 055</b>	<b>249 597</b>	<b>245 061</b>	<b>241 323</b>	<b>236 244</b>	<b>65</b>	<b>2 333</b>	<b>49 949</b>	<b>112 019</b>	<b>71 943</b>	<b>90 097</b>
N05BA01 diazepam	128 283	125 831	120 562	116 548	109 986	63	2 110	23 210	52 426	32 240	41 708
N05BA02 chlordiazepoxide	<5	<5	<5	0	<5	-	0	0	<5	<5	3
N05BA04 oxazepam	131 939	134 353	134 612	134 613	135 717	67	62	29 114	63 975	42 566	42 319
N05BA06 lorazepam	30	31	48	51	63	52	<5	22	33	7	196
N05BA08 bromazepam	6	7	8	6	7	71	0	<5	<5	<5	29
N05BA09 clobazam	645	706	710	752	779	52	265	367	138	9	2 095
N05BA12 alprazolam	4 024	4 133	3 851	3 535	3 201	48	0	1 189	1 595	417	3 748
<b>N05BB Diphenylmethane derivatives</b>	<b>31 960</b>	<b>32 347</b>	<b>33 868</b>	<b>34 724</b>	<b>34 046</b>	<b>62</b>	<b>402</b>	<b>12 247</b>	<b>14 189</b>	<b>7 208</b>	<b>9 969</b>
N05BB01 hydroxyzine	31 960	32 347	33 868	34 724	34 046	62	402	12 247	14 189	7 208	9 969
<b>N05BC Carbamates</b>	<b>7</b>	<b>6</b>	<b>&lt;5</b>	<b>0</b>	<b>0</b>	<b>-</b>	<b>0</b>	<b>0</b>	<b>0</b>	<b>0</b>	<b>0</b>
N05BC01 meprobamate	7	6	<5	0	0	-	0	0	0	0	0
<b>N05BE Azaspirodecanedione derivatives</b>	<b>2 371</b>	<b>2 580</b>	<b>2 403</b>	<b>2 228</b>	<b>2 273</b>	<b>59</b>	<b>6</b>	<b>837</b>	<b>1 056</b>	<b>374</b>	<b>4 271</b>
N05BE01 buspirone	2 371	2 580	2 403	2 228	2 273	59	6	837	1 056	374	4 271
<b>N05C HYPNOTICS AND SEDATIVES</b>	<b>411 062</b>	<b>407 120</b>	<b>410 808</b>	<b>420 453</b>	<b>421 275</b>	<b>65</b>	<b>7 214</b>	<b>81 285</b>	<b>187 258</b>	<b>145 518</b>	<b>204 450</b>
<b>N05CA Barbiturates, plain</b>	<b>&lt;5</b>	<b>0</b>	<b>0</b>	<b>&lt;5</b>	<b>0</b>	<b>-</b>	<b>0</b>	<b>0</b>	<b>0</b>	<b>0</b>	<b>0</b>
N05CA04 barbital	<5	0	0	<5	0	-	0	0	0	0	0
<b>N05CC Aldehydes and derivatives</b>	<b>0</b>	<b>0</b>	<b>5</b>	<b>6</b>	<b>9</b>	<b>67</b>	<b>&lt;5</b>	<b>&lt;5</b>	<b>&lt;5</b>	<b>0</b>	<b>36</b>
N05CC01 chloral hydrate	0	0	5	6	9	67	<5	<5	<5	0	36
<b>N05CD Benzodiazepine derivatives</b>	<b>39 255</b>	<b>34 101</b>	<b>28 367</b>	<b>28 229</b>	<b>27 242</b>	<b>57</b>	<b>2 054</b>	<b>5 381</b>	<b>10 546</b>	<b>9 261</b>	<b>21 580</b>
N05CD01 flurazepam	16	16	16	17	15	47	0	0	5	10	43
N05CD02 nitrazepam	31 315	27 880	24 446	23 298	21 519	59	292	3 782	9 204	8 241	7 781
N05CD03 flunitrazepam	6 971	5 780	1 185	1 089	946	47	<5	192	498	255	2 184
N05CD05 triazolam	98	107	91	74	67	61	<5	13	25	28	72
N05CD08 midazolam	1 759	2 255	3 117	4 236	5 192	48	1 939	1 550	903	800	11 500
<b>N05CF Benzodiazepine related drugs</b>	<b>352 287</b>	<b>355 331</b>	<b>355 049</b>	<b>358 339</b>	<b>354 757</b>	<b>66</b>	<b>48</b>	<b>56 135</b>	<b>165 040</b>	<b>133 534</b>	<b>128 283</b>
N05CF01 zopiclone	306 107	306 438	303 992	304 096	298 583	66	30	43 089	137 752	117 712	106 695
N05CF02 zolpidem	56 956	61 114	62 261	65 767	67 386	66	18	15 872	32 279	19 217	21 588
<b>N05CH Melatonin receptor agonists</b>	<b>48 436</b>	<b>53 571</b>	<b>56 177</b>	<b>64 516</b>	<b>71 525</b>	<b>61</b>	<b>5 426</b>	<b>28 084</b>	<b>26 978</b>	<b>11 037</b>	<b>51 751</b>
N05CH01 melatonin	48 436	53 571	56 177	64 516	71 525	61	5 426	28 084	26 978	11 037	51 751

## ATC group N

ATC level	2011	2012	2013	2014	2015	Share of women (%)	2015				2015
	Number of individuals						Number of individuals per age group				Sales in 1000 NOK
	<15	15-44	45-69	≥70							
<b>N05CM Other hypnotics and sedatives</b>	<b>2 131</b>	<b>2 141</b>	<b>2 087</b>	<b>2 147</b>	<b>2 144</b>	<b>48</b>	<b>&lt;5</b>	<b>204</b>	<b>591</b>	<b>1 347</b>	<b>2 800</b>
N05CM02 clomethiazole	2 057	2 007	1 986	1 937	1 971	47	0	160	516	1 295	2 518
N05CM05 scopolamine	75	89	65	110	61	56	0	<5	17	42	167
N05CM06 propiomazine	0	15	38	99	107	65	<5	42	54	9	114
N05CM09 Valerianaeradix <sup>1)</sup>	0	33	<5	5	5	60	0	0	<5	<5	1
N05CM11 bromides	<5	<5	0	0	0	-	0	0	0	0	0
<b>N06 PSYCHOANALEPTICS</b>	<b>341 017</b>	<b>349 413</b>	<b>353 980</b>	<b>360 055</b>	<b>367 522</b>	<b>63</b>	<b>11 433</b>	<b>124 950</b>	<b>153 127</b>	<b>78 012</b>	<b>583 428</b>
<b>N06A ANTIDEPRESSANTS</b>	<b>303 747</b>	<b>310 242</b>	<b>313 336</b>	<b>317 319</b>	<b>322 970</b>	<b>66</b>	<b>657</b>	<b>104 999</b>	<b>148 981</b>	<b>68 333</b>	<b>280 704</b>
<b>N06AA Non-selective monoamine reuptake inhibitors</b>	<b>63 098</b>	<b>64 758</b>	<b>65 888</b>	<b>67 305</b>	<b>68 360</b>	<b>72</b>	<b>105</b>	<b>17 520</b>	<b>36 469</b>	<b>14 266</b>	<b>28 561</b>
N06AA02 imipramine	22	19	21	16	16	50	<5	0	8	6	51
N06AA04 clomipramine	2 907	2 714	2 602	2 489	2 342	69	9	373	1 312	648	1 953
N06AA05 opipramol	6	9	5	8	6	67	0	<5	<5	<5	7
N06AA06 trimipramine	10 943	10 553	9 890	9 407	8 839	70	<5	1 623	4 422	2 792	5 925
N06AA07 lofepramine	12	11	9	6	6	67	0	<5	<5	<5	42
N06AA09 amitriptyline	45 318	47 831	49 857	51 948	53 902	73	85	14 997	29 389	9 431	18 460
N06AA10 nortriptyline	1 983	1 980	1 996	2 180	2 191	69	7	634	1 013	537	772
N06AA12 doxepin	2 749	2 496	2 280	2 016	1 845	70	<5	111	722	1 011	1 351
N06AA21 maprotiline	<5	<5	0	<5	0	-	0	0	0	0	0
<b>N06AB Selective serotonin reuptake inhibitors</b>	<b>184 013</b>	<b>186 449</b>	<b>185 672</b>	<b>185 976</b>	<b>186 032</b>	<b>66</b>	<b>526</b>	<b>66 986</b>	<b>81 322</b>	<b>37 198</b>	<b>135 697</b>
N06AB03 fluoxetine	9 634	10 578	10 750	11 118	12 141	77	183	7 151	4 054	753	16 586
N06AB04 citalopram	29 143	27 158	25 200	23 520	22 311	69	5	4 879	11 241	6 186	12 494
N06AB05 paroxetine	16 172	15 536	14 828	14 252	13 799	69	<5	2 762	7 498	3 537	11 866
N06AB06 sertraline	27 181	28 814	29 740	30 858	30 092	66	335	12 394	12 192	5 171	29 003
N06AB08 fluvoxamine	586	552	559	543	554	53	0	213	266	75	1 045
N06AB10 escitalopram	107 172	109 487	109 896	110 848	113 713	65	34	42 627	48 522	22 530	64 704
<b>N06AF Monoamine oxidase inhibitors, non-selective</b>	<b>102</b>	<b>95</b>	<b>97</b>	<b>89</b>	<b>88</b>	<b>61</b>	<b>0</b>	<b>23</b>	<b>42</b>	<b>23</b>	<b>1 764</b>
N06AF01 isocarboxazid	0	0	0	0	<5	-	0	<5	0	0	11
N06AF03 phenelzine	94	88	91	83	83	60	0	21	39	23	589
N06AF04 tranylcypromine	9	7	6	7	6	83	0	<5	<5	0	1 164
<b>N06AG Monoamine oxidase A inhibitors</b>	<b>853</b>	<b>758</b>	<b>738</b>	<b>708</b>	<b>721</b>	<b>62</b>	<b>0</b>	<b>178</b>	<b>376</b>	<b>167</b>	<b>1 627</b>
N06AG02 moclobemide	853	758	738	708	721	62	0	178	376	167	1 627
<b>N06AX Other antidepressants</b>	<b>95 460</b>	<b>98 898</b>	<b>101 299</b>	<b>103 358</b>	<b>107 796</b>	<b>61</b>	<b>34</b>	<b>32 703</b>	<b>49 432</b>	<b>25 627</b>	<b>113 054</b>
N06AX01 oxitriptan	308	293	276	279	203	80	5	94	93	11	298
N06AX02 tryptophan	<5	6	8	18	9	67	0	<5	<5	<5	8

<sup>1)</sup>The ATC level comprises OTC medicinal products. The number of individuals is registered for prescription sales only.

## ATC group N

ATC level	2011	2012	2013	2014	2015	Share of women (%)	2015				2015
	Number of individuals						Number of individuals per age group				Sales in 1000 NOK
	<15	15-44	45-69	≥70							
N06AX03 mianserin	29 477	28 143	27 133	26 403	25 424	62	8	5 518	12 146	7 752	9 972
N06AX05 trazodone	<5	<5	12	17	19	53	0	9	10	0	29
N06AX06 nefazodone	36	36	30	30	31	48	0	<5	25	<5	404
N06AX11 mirtazapine	33 331	35 820	36 953	38 642	40 921	58	11	10 719	17 107	13 084	31 857
N06AX12 bupropion	8 808	10 205	11 330	11 701	12 124	59	0	5 862	5 352	910	25 311
N06AX14 tianeptine	<5	<5	<5	0	7	29	0	5	<5	0	77
N06AX16 venlafaxine	29 240	30 295	31 108	31 331	32 636	63	10	11 429	15 895	5 302	28 328
N06AX18 reboxetine	424	413	383	338	329	66	0	147	147	35	696
N06AX21 duloxetine	3 021	3 203	3 503	3 961	4 662	70	0	1 443	2 566	653	13 495
N06AX22 agomelatine	22	15	18	17	12	58	0	6	5	<5	160
N06AX25 Hyperici herba <sup>1)</sup>	0	<5	0	0	0	-	0	0	0	0	0
N06AX26 vortioxetine	0	0	0	25	1 382	61	0	622	654	106	2 420
<b>N06B PSYCHOSTIMULANTS, AGENTS USED FOR ADHD AND NOOTROPICS</b>	<b>31 221</b>	<b>33 009</b>	<b>34 763</b>	<b>37 110</b>	<b>39 622</b>	<b>40</b>	<b>10 916</b>	<b>23 978</b>	<b>4 560</b>	<b>168</b>	<b>253 263</b>
<b>N06BA Centrally acting sympathomimetics</b>	<b>30 821</b>	<b>32 609</b>	<b>34 369</b>	<b>36 723</b>	<b>39 227</b>	<b>40</b>	<b>10 912</b>	<b>23 766</b>	<b>4 420</b>	<b>129</b>	<b>252 380</b>
N06BA01 amfetamine	336	383	402	421	378	47	10	251	105	12	11 808
N06BA02 dexamfetamine	1 285	1 473	1 691	1 885	2 002	44	30	1 348	600	24	29 682
N06BA04 methylphenidate	27 302	28 993	30 397	32 347	34 059	39	10 046	20 496	3 442	75	158 890
N06BA07 modafinil	349	366	436	486	548	60	26	320	181	21	5 830
N06BA09 atomoxetine	3 108	3 036	3 282	3 636	3 630	38	1 216	2 138	274	<5	33 566
N06BA12 lisdexamfetamine	0	<5	26	386	2 115	38	858	1 083	173	<5	12 603
<b>N06BC Xanthine derivatives</b>	<b>326</b>	<b>322</b>	<b>309</b>	<b>311</b>	<b>321</b>	<b>50</b>	<b>0</b>	<b>175</b>	<b>117</b>	<b>29</b>	<b>187</b>
N06BC01 caffeine	326	322	309	311	321	50	0	175	117	29	187
<b>N06BX Other psychostimulants and nootropics</b>	<b>86</b>	<b>88</b>	<b>95</b>	<b>88</b>	<b>92</b>	<b>42</b>	<b>&lt;5</b>	<b>52</b>	<b>26</b>	<b>10</b>	<b>697</b>
N06BX03 piracetam	70	77	84	72	71	41	<5	35	25	10	314
N06BX13 idebenone	10	11	11	16	21	48	<5	17	<5	0	383
N06BX17 adrafinil	6	0	0	0	0	-	0	0	0	0	0
<b>N06C PSYCHOLEPTICS AND PSYCHOANALEPTICS IN COMBINATION</b>	<b>0</b>	<b>&lt;5</b>	<b>0</b>	<b>0</b>	<b>0</b>	<b>-</b>	<b>0</b>	<b>0</b>	<b>0</b>	<b>0</b>	<b>0</b>
<b>N06CA Antidepressants in combination with psycholeptics</b>	<b>0</b>	<b>&lt;5</b>	<b>0</b>	<b>0</b>	<b>0</b>	<b>-</b>	<b>0</b>	<b>0</b>	<b>0</b>	<b>0</b>	<b>0</b>
N06CA02 melitracen and psycholeptics	0	<5	0	0	0	-	0	0	0	0	0
<b>N06D ANTI-DEMENTIA DRUGS</b>	<b>14 759</b>	<b>15 519</b>	<b>15 483</b>	<b>15 426</b>	<b>15 154</b>	<b>61</b>	<b>&lt;5</b>	<b>18</b>	<b>1 559</b>	<b>13 576</b>	<b>49 462</b>
<b>N06DA Anticholinesterases</b>	<b>12 850</b>	<b>13 047</b>	<b>12 995</b>	<b>12 805</b>	<b>12 582</b>	<b>61</b>	<b>&lt;5</b>	<b>8</b>	<b>1 347</b>	<b>11 226</b>	<b>39 746</b>
N06DA02 donepezil	8 530	8 320	7 960	7 701	7 464	63	0	<5	765	6 695	19 583

<sup>1)</sup>The ATC level comprises OTC medicinal products. The number of individuals is registered for prescription sales only.



## ATC group N

ATC level	2011	2012	2013	2014	2015	Share of women (%)	2015				2015
	Number of individuals						Number of individuals per age group				Sales in 1000 NOK
	<15	15-44	45-69	≥70							
N06DA03 rivastigmine	4 303	4 776	5 146	5 212	5 239	59	0	<5	605	4 631	18 372
N06DA04 galantamine	395	347	301	257	224	62	<5	<5	28	194	1 791
<b>N06DX Other anti-dementia drugs</b>	<b>3 030</b>	<b>3 598</b>	<b>3 682</b>	<b>3 728</b>	<b>3 645</b>	<b>59</b>	<b>0</b>	<b>11</b>	<b>427</b>	<b>3 207</b>	<b>9 716</b>
N06DX01 memantine	2 837	3 467	3 645	3 728	3 645	59	0	11	427	3 207	9 716
N06DX02 Ginkgo folium <sup>1)</sup>	193	131	37	0	0	-	0	0	0	0	0
<b>N07 OTHER NERVOUS SYSTEM DRUGS</b>	<b>48 455</b>	<b>45 131</b>	<b>50 686</b>	<b>45 472</b>	<b>42 866</b>	<b>52</b>	<b>50</b>	<b>14 159</b>	<b>25 467</b>	<b>3 190</b>	<b>461 094</b>
<b>N07A PARASYMPATHOMIMETICS</b>	<b>684</b>	<b>733</b>	<b>747</b>	<b>782</b>	<b>782</b>	<b>63</b>	<b>&lt;5</b>	<b>133</b>	<b>352</b>	<b>295</b>	<b>2 695</b>
<b>N07AA Anticholinesterases</b>	<b>523</b>	<b>568</b>	<b>591</b>	<b>619</b>	<b>622</b>	<b>57</b>	<b>&lt;5</b>	<b>117</b>	<b>259</b>	<b>244</b>	<b>1 394</b>
N07AA01 neostigmine	0	0	<5	0	0	-	0	0	0	0	0
N07AA02 pyridostigmine	519	566	588	617	621	57	<5	116	259	244	1 390
N07AA30 ambenonium	<5	<5	<5	<5	<5	-	0	<5	<5	0	3
N07AA51 neostigmine, combinations	<5	0	0	<5	0	-	0	0	0	0	0
<b>N07AB Choline esters</b>	<b>33</b>	<b>30</b>	<b>29</b>	<b>30</b>	<b>21</b>	<b>57</b>	<b>0</b>	<b>5</b>	<b>9</b>	<b>7</b>	<b>23</b>
N07AB01 carbachol	33	30	29	30	21	57	0	5	9	7	23
<b>N07AX Other parasympathomimetics</b>	<b>131</b>	<b>138</b>	<b>131</b>	<b>134</b>	<b>140</b>	<b>92</b>	<b>0</b>	<b>11</b>	<b>85</b>	<b>44</b>	<b>1 278</b>
N07AX01 pilocarpine	131	138	131	134	140	92	0	11	85	44	1 278
<b>N07B DRUGS USED IN ADDICTIVE DISORDERS</b>	<b>46 701</b>	<b>41 867</b>	<b>47 793</b>	<b>41 496</b>	<b>38 495</b>	<b>51</b>	<b>31</b>	<b>12 939</b>	<b>23 121</b>	<b>2 404</b>	<b>208 322</b>
<b>N07BA Drugs used in nicotine dependence</b>	<b>35 032</b>	<b>29 885</b>	<b>23 082</b>	<b>17 792</b>	<b>17 098</b>	<b>54</b>	<b>0</b>	<b>4 729</b>	<b>11 032</b>	<b>1 337</b>	<b>26 848</b>
N07BA01 nicotine <sup>1)</sup>	1 000	916	928	931	990	51	0	126	581	283	617
N07BA03 varenicline	34 123	29 045	22 201	16 909	16 172	55	0	4 616	10 489	1 067	26 231
<b>N07BB Drugs used in alcohol dependence</b>	<b>4 953</b>	<b>4 948</b>	<b>17 479</b>	<b>16 382</b>	<b>13 679</b>	<b>57</b>	<b>30</b>	<b>4 241</b>	<b>8 391</b>	<b>1 017</b>	<b>14 746</b>
N07BB01 disulfiram	4 541	4 523	4 315	4 235	4 224	30	0	1 353	2 609	262	2 895
N07BB03 acamprosate	543	588	580	469	464	29	0	160	275	29	767
N07BB04 naltrexone	17	14	11 314	10 472	8 188	76	30	2 500	4 977	681	9 778
N07BB05 nalmefene	0	0	1 722	1 614	1 162	31	<5	355	745	61	1 305
<b>N07BC Drugs used in opioid dependence</b>	<b>7 048</b>	<b>7 353</b>	<b>7 736</b>	<b>7 674</b>	<b>8 017</b>	<b>31</b>	<b>&lt;5</b>	<b>4 058</b>	<b>3 897</b>	<b>61</b>	<b>166 729</b>
N07BC01 buprenorphine	2 270	2 465	2 650	2 751	3 020	31	0	1 718	1 297	5	52 525
N07BC02 methadone <sup>2)</sup>	3 636	3 631	3 718	3 441	3 455	34	<5	1 332	2 068	54	77 268
N07BC05 levomethadone	0	0	0	<5	6	33	0	<5	<5	0	167
N07BC51 buprenorphine, combinations	1 759	1 925	2 012	2 187	2 180	26	0	1 433	745	<5	36 769
<b>N07C ANTIVERTIGO PREPARATIONS</b>	<b>454</b>	<b>531</b>	<b>555</b>	<b>672</b>	<b>705</b>	<b>62</b>	<b>&lt;5</b>	<b>141</b>	<b>384</b>	<b>178</b>	<b>1 647</b>

<sup>1)</sup>The ATC level comprises OTC medicinal products. The number of individuals is registered for prescription sales only.

<sup>2)</sup>The figures only include methadone dispensed according to prescription from the pharmacies. Patients may also receive this drug dispensed according to special arrangements in the health regions.

## ATC group N

ATC level	2011	2012	2013	2014	2015	Share of women (%)	2015				2015
	Number of individuals						Number of individuals per age group				Sales in 1000 NOK
	<15	15-44	45-69	≥70							
<b>N07CA Antivertigo preparations</b>	<b>454</b>	<b>531</b>	<b>555</b>	<b>672</b>	<b>705</b>	<b>62</b>	<b>&lt;5</b>	<b>141</b>	<b>384</b>	<b>178</b>	<b>1 647</b>
N07CA01 betahistine	438	512	535	643	672	61	0	118	376	178	1 597
N07CA03 flunarizine	16	19	20	29	33	76	<5	23	8	0	51
<b>N07X OTHER NERVOUS SYSTEM DRUGS</b>	<b>644</b>	<b>2 061</b>	<b>2 114</b>	<b>3 057</b>	<b>3 338</b>	<b>64</b>	<b>15</b>	<b>1 019</b>	<b>1 961</b>	<b>343</b>	<b>248 429</b>
<b>N07XX Other nervous system drugs</b>	<b>644</b>	<b>2 061</b>	<b>2 114</b>	<b>3 057</b>	<b>3 338</b>	<b>64</b>	<b>15</b>	<b>1 019</b>	<b>1 961</b>	<b>343</b>	<b>248 429</b>
N07XX02 riluzole	294	297	285	289	301	39	0	16	162	123	3 517
N07XX04 sodium oxybate	58	63	84	96	103	64	12	70	17	<5	8 350
N07XX05 amifampridine	0	<5	<5	7	11	36	<5	<5	7	<5	3 776
N07XX06 tetrabenazine	35	41	43	52	46	41	<5	7	27	10	918
N07XX07 fampridine	257	1 659	1 692	1 632	1 690	64	0	203	1 285	202	73 897
N07XX09 dimethyl fumarate	0	0	8	1 055	1 275	72	0	741	531	<5	157 972

## 2.17 ATC group P – Antiparasitic products, insecticides and repellents

ATC level	2011	2012	2013	2014	2015	Share of women (%)	2015				2015
	Number of individuals						Number of individuals per age group				Sales in 1000 NOK
	<15	15–44	45–69	≥70							
<b>P ANTIPARASITIC PRODUCTS, INSECTICIDES AND REPELLENTS</b>	<b>92 296</b>	<b>95 141</b>	<b>96 547</b>	<b>97 439</b>	<b>94 624</b>	<b>62</b>	<b>3 852</b>	<b>42 346</b>	<b>36 953</b>	<b>11 473</b>	<b>25 924</b>
<b>P01 ANTIPROTOZOALS</b>	<b>88 926</b>	<b>91 618</b>	<b>92 720</b>	<b>92 801</b>	<b>89 163</b>	<b>62</b>	<b>2 201</b>	<b>39 596</b>	<b>36 135</b>	<b>11 231</b>	<b>23 243</b>
<b>P01A AGENTS AGAINST AMOEBIASIS AND OTHER PROTOZOAL DISEASES</b>	<b>57 290</b>	<b>58 106</b>	<b>58 337</b>	<b>59 207</b>	<b>57 442</b>	<b>64</b>	<b>641</b>	<b>24 010</b>	<b>23 978</b>	<b>8 813</b>	<b>6 509</b>
<b>P01AB Nitroimidazole derivatives</b>	<b>57 289</b>	<b>58 103</b>	<b>58 335</b>	<b>59 205</b>	<b>57 442</b>	<b>64</b>	<b>641</b>	<b>24 010</b>	<b>23 978</b>	<b>8 813</b>	<b>6 509</b>
P01AB01 metronidazole	57 236	58 039	58 227	59 185	57 426	64	641	24 001	23 971	8 813	6 484
P01AB02 tinidazole	9	124	149	26	22	59	0	10	11	<5	22
P01AB03 ornidazole	73	9	0	0	<5	–	0	<5	0	0	2
P01AB06 nimorazole	0	<5	<5	<5	0	–	0	0	0	0	0
<b>P01AC Dichloroacetamide derivatives</b>	<b>11</b>	<b>12</b>	<b>9</b>	<b>5</b>	<b>0</b>	<b>–</b>	<b>0</b>	<b>0</b>	<b>0</b>	<b>0</b>	<b>0</b>
P01AC01 diloxanide	11	12	9	5	0	–	0	0	0	0	0
<b>P01B ANTIMALARIALS</b>	<b>32 446</b>	<b>34 304</b>	<b>35 069</b>	<b>34 169</b>	<b>32 282</b>	<b>60</b>	<b>1 567</b>	<b>15 870</b>	<b>12 383</b>	<b>2 462</b>	<b>16 731</b>
<b>P01BA Aminoquinolines</b>	<b>5 912</b>	<b>6 128</b>	<b>6 131</b>	<b>6 041</b>	<b>6 217</b>	<b>83</b>	<b>38</b>	<b>1 664</b>	<b>3 395</b>	<b>1 120</b>	<b>3 929</b>
P01BA01 chloroquine	17	22	14	13	12	83	0	<5	7	<5	18
P01BA02 hydroxychloroquine	5 897	6 107	6 112	6 020	6 198	83	38	1 656	3 386	1 118	3 883
P01BA03 primaquine	0	0	6	9	13	31	0	6	6	<5	28
<b>P01BB Biguanides</b>	<b>21 918</b>	<b>23 899</b>	<b>24 803</b>	<b>25 213</b>	<b>23 443</b>	<b>54</b>	<b>1 213</b>	<b>13 073</b>	<b>8 114</b>	<b>1 043</b>	<b>11 575</b>
P01BB01 proguanil	7	<5	<5	<5	<5	–	0	<5	0	<5	1
P01BB51 proguanil, combinations	21 913	23 898	24 799	25 211	23 441	54	1 213	13 072	8 114	1 042	11 574
<b>P01BC Methanolquinolines</b>	<b>4 841</b>	<b>4 473</b>	<b>4 312</b>	<b>3 073</b>	<b>2 768</b>	<b>56</b>	<b>318</b>	<b>1 221</b>	<b>926</b>	<b>303</b>	<b>1 215</b>
P01BC01 quinine	473	439	396	350	368	65	0	18	146	204	269
P01BC02 mefloquine	4 368	4 035	3 917	2 724	2 400	55	318	1 203	780	99	946
<b>P01BD Diaminopyrimidines</b>	<b>0</b>	<b>0</b>	<b>0</b>	<b>0</b>	<b>&lt;5</b>	<b>–</b>	<b>0</b>	<b>0</b>	<b>&lt;5</b>	<b>0</b>	<b>6</b>
P01BD01 pyrimethamine	0	0	0	0	<5	–	0	0	<5	0	6
<b>P01BE Artemisinin and derivatives, plain</b>	<b>0</b>	<b>&lt;5</b>	<b>&lt;5</b>	<b>0</b>	<b>&lt;5</b>	<b>–</b>	<b>0</b>	<b>&lt;5</b>	<b>&lt;5</b>	<b>0</b>	<b>4</b>
P01BE03 artesunate	0	<5	<5	0	<5	–	0	<5	<5	0	4
<b>P01BF Artemisinin and derivatives, combinations</b>	<b>&lt;5</b>	<b>&lt;5</b>	<b>&lt;5</b>	<b>&lt;5</b>	<b>&lt;5</b>	<b>–</b>	<b>0</b>	<b>0</b>	<b>&lt;5</b>	<b>0</b>	<b>1</b>
P01BF01 artemether and lumefantrine	<5	<5	<5	<5	<5	–	0	0	<5	0	1
<b>P01C AGENTS AGAINST LEISHMANIASIS AND TRYPANOSOMIASIS</b>	<b>0</b>	<b>&lt;5</b>	<b>&lt;5</b>	<b>&lt;5</b>	<b>&lt;5</b>	<b>–</b>	<b>0</b>	<b>0</b>	<b>&lt;5</b>	<b>0</b>	<b>2</b>
<b>P01CX Other agents against leishmaniasis and trypanosomiasis</b>	<b>0</b>	<b>&lt;5</b>	<b>&lt;5</b>	<b>&lt;5</b>	<b>&lt;5</b>	<b>–</b>	<b>0</b>	<b>0</b>	<b>&lt;5</b>	<b>0</b>	<b>2</b>
P01CX01 pentamidine isethionate	0	<5	<5	<5	<5	–	0	0	<5	0	2

## ATC group P

ATC level		2011	2012	2013	2014	2015	Share of women (%)	2015				2015
		Number of individuals						Number of individuals per age group				Sales in 1000 NOK
								<15	15-44	45-69	≥70	
<b>P02</b>	<b>ANTHELMINTICS</b>	<b>2 224</b>	<b>2 315</b>	<b>2 388</b>	<b>2 743</b>	<b>2 926</b>	<b>58</b>	<b>1 342</b>	<b>1 031</b>	<b>428</b>	<b>125</b>	<b>1 124</b>
<b>P02B</b>	<b>ANTITREMATODALS</b>	<b>41</b>	<b>50</b>	<b>55</b>	<b>45</b>	<b>64</b>	<b>44</b>	<b>7</b>	<b>44</b>	<b>13</b>	<b>0</b>	<b>176</b>
<b>P02BA</b>	<b>Quinoline derivatives and related substances</b>	<b>41</b>	<b>50</b>	<b>55</b>	<b>45</b>	<b>64</b>	<b>44</b>	<b>7</b>	<b>44</b>	<b>13</b>	<b>0</b>	<b>176</b>
P02BA01	praziquantel	41	50	55	45	64	44	7	44	13	0	176
<b>P02C</b>	<b>ANTINEMATODAL AGENTS</b>	<b>2 171</b>	<b>2 262</b>	<b>2 330</b>	<b>2 688</b>	<b>2 862</b>	<b>58</b>	<b>1 333</b>	<b>988</b>	<b>417</b>	<b>124</b>	<b>943</b>
<b>P02CA</b>	<b>Benzimidazole derivatives</b>	<b>2 004</b>	<b>2 070</b>	<b>2 127</b>	<b>2 414</b>	<b>2 584</b>	<b>58</b>	<b>1 265</b>	<b>839</b>	<b>368</b>	<b>112</b>	<b>746</b>
P02CA01	mebendazole <sup>1)</sup>	1 960	2 006	1 993	2 265	2 265	55	1 122	709	328	106	454
P02CA03	albendazole	45	70	140	160	327	73	146	131	44	6	292
<b>P02CF</b>	<b>Avermectines</b>	<b>58</b>	<b>80</b>	<b>86</b>	<b>119</b>	<b>120</b>	<b>48</b>	<b>8</b>	<b>65</b>	<b>40</b>	<b>7</b>	<b>168</b>
P02CF01	ivermectin	58	80	86	119	120	48	8	65	40	7	168
<b>P02CX</b>	<b>Other antinematodals</b>	<b>119</b>	<b>128</b>	<b>139</b>	<b>174</b>	<b>186</b>	<b>79</b>	<b>71</b>	<b>94</b>	<b>15</b>	<b>6</b>	<b>30</b>
P02CX01	pyrvinium <sup>1)</sup>	119	128	139	174	186	79	71	94	15	6	30
<b>P02D</b>	<b>ANTICESTODALS</b>	<b>26</b>	<b>13</b>	<b>16</b>	<b>17</b>	<b>9</b>	<b>44</b>	<b>&lt;5</b>	<b>&lt;5</b>	<b>&lt;5</b>	<b>&lt;5</b>	<b>4</b>
<b>P02DA</b>	<b>Salicylic acid derivatives</b>	<b>26</b>	<b>13</b>	<b>16</b>	<b>17</b>	<b>9</b>	<b>44</b>	<b>&lt;5</b>	<b>&lt;5</b>	<b>&lt;5</b>	<b>&lt;5</b>	<b>4</b>
P02DA01	niclosamide	26	13	16	17	9	44	<5	<5	<5	<5	4
<b>P03</b>	<b>ECTOPARASITICIDES, INCL. SCABICIDES, INSECTICIDES AND REPELLENTS</b>	<b>1 297</b>	<b>1 374</b>	<b>1 688</b>	<b>2 157</b>	<b>2 781</b>	<b>48</b>	<b>323</b>	<b>1 877</b>	<b>452</b>	<b>129</b>	<b>1 558</b>
<b>P03A</b>	<b>ECTOPARASITICIDES, INCL. SCABICIDES</b>	<b>1 297</b>	<b>1 374</b>	<b>1 688</b>	<b>2 157</b>	<b>2 781</b>	<b>48</b>	<b>323</b>	<b>1 877</b>	<b>452</b>	<b>129</b>	<b>1 558</b>
<b>P03AC</b>	<b>Pyrethrines, incl. synthetic compounds</b>	<b>1 222</b>	<b>1 298</b>	<b>1 618</b>	<b>2 091</b>	<b>2 708</b>	<b>47</b>	<b>307</b>	<b>1 843</b>	<b>433</b>	<b>125</b>	<b>1 528</b>
P03AC04	permethrin <sup>1)</sup>	1 222	1 298	1 618	2 091	2 708	47	307	1 843	433	125	1 528
<b>P03AX</b>	<b>Other ectoparasiticides, incl. scabicides</b>	<b>82</b>	<b>84</b>	<b>80</b>	<b>73</b>	<b>87</b>	<b>64</b>	<b>16</b>	<b>44</b>	<b>22</b>	<b>5</b>	<b>30</b>
P03AX01	benzyl benzoate <sup>1)</sup>	28	21	34	32	36	61	<5	24	9	<5	14
P03AX03	malathion <sup>1)</sup>	54	63	47	42	51	67	14	20	13	<5	16

<sup>1)</sup>The ATC level comprises OTC medicinal products. The number of individuals is registered for prescription sales only.

## 2.18 ATC group R – Respiratory system

ATC level	2011	2012	2013	2014	2015	Share of women (%)	2015				2015	
	Number of individuals						Number of individuals per age group				Sales in 1000 NOK	
	<15	15–44	45–69	≥70								
<b>R</b>	<b>RESPIRATORY SYSTEM</b>	<b>1 223 490</b>	<b>1 239 078</b>	<b>1 220 116</b>	<b>1 258 951</b>	<b>1 296 136</b>	<b>56</b>	<b>160 386</b>	<b>469 008</b>	<b>478 009</b>	<b>188 733</b>	<b>1 498 045</b>
<b>R01</b>	<b>NASAL PREPARATIONS</b>	<b>364 669</b>	<b>376 523</b>	<b>376 766</b>	<b>405 269</b>	<b>416 827</b>	<b>57</b>	<b>34 842</b>	<b>192 062</b>	<b>152 331</b>	<b>37 592</b>	<b>122 494</b>
<b>R01A</b>	<b>DECONGESTANTS AND OTHER NASAL PREPARATIONS FOR TOPICAL USE</b>	<b>307 141</b>	<b>316 067</b>	<b>316 889</b>	<b>349 472</b>	<b>356 945</b>	<b>55</b>	<b>33 535</b>	<b>160 264</b>	<b>128 771</b>	<b>34 375</b>	<b>109 423</b>
<b>R01AA</b>	<b>Sympathomimetics, plain</b>	<b>3 672</b>	<b>3 650</b>	<b>3 520</b>	<b>3 587</b>	<b>3 684</b>	<b>53</b>	<b>1 358</b>	<b>1 193</b>	<b>787</b>	<b>346</b>	<b>273</b>
R01AA05	oxymetazoline <sup>1)</sup>	1 781	1 847	1 824	1 982	2 093	54	1 126	548	321	98	147
R01AA07	xylometazoline <sup>1)</sup>	1 899	1 812	1 700	1 617	1 597	53	235	647	467	248	126
<b>R01AB</b>	<b>Sympathomimetics, combinations excl. corticosteroids</b>	<b>603</b>	<b>468</b>	<b>387</b>	<b>427</b>	<b>494</b>	<b>54</b>	<b>17</b>	<b>190</b>	<b>185</b>	<b>102</b>	<b>63</b>
R01AB06	xylometazoline <sup>1)</sup>	603	468	387	427	494	54	17	190	185	102	63
<b>R01AC</b>	<b>Antiallergic agents, excl. corticosteroids</b>	<b>40 956</b>	<b>39 433</b>	<b>38 277</b>	<b>47 305</b>	<b>42 320</b>	<b>55</b>	<b>11 429</b>	<b>19 465</b>	<b>9 634</b>	<b>1 792</b>	<b>11 379</b>
R01AC01	cromoglicic acid <sup>1)</sup>	8 705	7 943	7 646	8 647	7 726	58	1 849	3 380	2 082	415	2 030
R01AC02	levocabastine <sup>1)</sup>	32 377	31 556	30 702	38 745	34 706	55	9 653	16 121	7 549	1 383	9 326
R01AC03	azelastine	127	151	132	214	101	48	10	49	36	6	23
<b>R01AD</b>	<b>Corticosteroids</b>	<b>267 954</b>	<b>278 421</b>	<b>279 941</b>	<b>305 176</b>	<b>316 596</b>	<b>55</b>	<b>21 981</b>	<b>142 465</b>	<b>119 826</b>	<b>32 324</b>	<b>97 038</b>
R01AD01	beclometasone	<5	0	0	0	0	–	0	0	0	0	0
R01AD04	flunisolide	9	10	10	12	12	50	0	0	8	<5	18
R01AD05	budesonide	32 644	31 215	28 699	28 574	26 322	56	1 158	9 518	11 994	3 652	9 791
R01AD08	fluticasone	22 518	21 931	21 129	21 837	21 425	55	944	7 545	9 975	2 961	10 621
R01AD09	mometasone <sup>1)</sup>	144 414	151 022	152 995	160 704	160 159	55	9 989	69 687	62 878	17 605	40 248
R01AD11	triamcinolone <sup>1)</sup>	8 713	7 889	6 924	6 972	6 354	57	228	2 384	2 925	817	2 690
R01AD12	fluticasone furoate	70 241	77 348	79 316	92 046	88 459	56	8 784	44 164	28 856	6 655	17 440
R01AD58	fluticasone, combinations	0	0	1 551	7 852	31 100	55	1 667	17 021	10 170	2 242	16 231
<b>R01AX</b>	<b>Other nasal preparations</b>	<b>728</b>	<b>836</b>	<b>1 000</b>	<b>1 120</b>	<b>1 199</b>	<b>52</b>	<b>94</b>	<b>442</b>	<b>318</b>	<b>345</b>	<b>669</b>
R01AX03	ipratropium bromide	422	469	534	615	536	50	<5	75	176	284	449
R01AX06	mupirocin	306	367	466	505	663	53	93	367	142	61	220
<b>R01B</b>	<b>NASAL DECONGESTANTS FOR SYSTEMIC USE</b>	<b>83 161</b>	<b>88 700</b>	<b>89 209</b>	<b>84 741</b>	<b>92 563</b>	<b>67</b>	<b>1 769</b>	<b>49 263</b>	<b>36 591</b>	<b>4 940</b>	<b>13 071</b>
<b>R01BA</b>	<b>Sympathomimetics</b>	<b>83 161</b>	<b>88 700</b>	<b>89 209</b>	<b>84 741</b>	<b>92 563</b>	<b>67</b>	<b>1 769</b>	<b>49 263</b>	<b>36 591</b>	<b>4 940</b>	<b>13 071</b>
R01BA01	phenylpropanolamine	83 161	88 700	89 207	84 737	92 561	67	1 769	49 263	36 590	4 939	13 060
R01BA51	phenylpropanolamine, combinations	0	0	0	0	<5	–	0	0	<5	<5	4
<b>R01BA52</b>	<b>pseudoephedrine, combinations</b>	<b>0</b>	<b>0</b>	<b>&lt;5</b>	<b>&lt;5</b>	<b>&lt;5</b>	<b>–</b>	<b>0</b>	<b>0</b>	<b>&lt;5</b>	<b>0</b>	<b>7</b>
<b>R03</b>	<b>DRUGS FOR OBSTRUCTIVE AIRWAY DISEASES</b>	<b>418 109</b>	<b>420 887</b>	<b>418 306</b>	<b>429 977</b>	<b>437 111</b>	<b>54</b>	<b>77 113</b>	<b>110 928</b>	<b>162 588</b>	<b>86 482</b>	<b>1 067 205</b>
<b>R03A</b>	<b>ADRENERGICS, INHALANTS</b>	<b>347 921</b>	<b>354 853</b>	<b>357 307</b>	<b>370 746</b>	<b>379 524</b>	<b>55</b>	<b>56 687</b>	<b>101 070</b>	<b>145 940</b>	<b>75 827</b>	<b>681 014</b>

<sup>1)</sup>The ATC level comprises OTC medicinal products. The number of individuals is registered for prescription sales only.

## ATC group R

ATC level	2011	2012	2013	2014	2015	Share of women (%)	2015				2015
	Number of individuals						Number of individuals per age group				Sales in 1000 NOK
	<15	15-44	45-69	≥70							
<b>R03AA Alpha- and beta-adrenoreceptor agonists</b>	<b>246</b>	<b>251</b>	<b>201</b>	<b>147</b>	<b>114</b>	<b>32</b>	<b>100</b>	<b>11</b>	<b>&lt;5</b>	<b>0</b>	<b>103</b>
R03AA01 epinephrine	246	251	201	147	114	32	100	11	<5	0	103
<b>R03AC Selective beta-2-adrenoreceptor agonists</b>	<b>258 858</b>	<b>265 033</b>	<b>266 976</b>	<b>278 591</b>	<b>283 471</b>	<b>55</b>	<b>54 417</b>	<b>78 769</b>	<b>101 102</b>	<b>49 183</b>	<b>142 316</b>
R03AC02 salbutamol	208 540	216 082	219 571	231 782	239 739	55	53 396	67 352	81 288	37 703	79 814
R03AC03 terbutaline	34 151	32 149	29 979	29 669	28 388	57	976	10 019	12 419	4 974	10 713
R03AC04 fenoterol	16	12	14	12	13	46	0	0	13	0	24
R03AC12 salmeterol	9 699	9 202	8 885	8 619	8 426	57	227	973	3 854	3 372	14 078
R03AC13 formoterol	15 456	14 434	13 601	12 924	12 167	57	216	2 309	5 923	3 719	16 823
R03AC18 indacaterol	4 814	7 450	9 343	9 393	7 526	46	0	117	3 675	3 734	19 500
R03AC19 olodaterol	0	0	0	131	817	48	0	19	409	389	1 365
<b>R03AK Adrenergics in combination with corticosteroids or other drugs, excl. anticholinergics</b>	<b>175 117</b>	<b>178 269</b>	<b>180 135</b>	<b>183 337</b>	<b>187 964</b>	<b>56</b>	<b>8 164</b>	<b>47 417</b>	<b>85 175</b>	<b>47 208</b>	<b>495 095</b>
R03AK06 salmeterol and fluticasone	94 190	95 885	94 551	92 183	88 217	56	6 584	20 109	37 564	23 960	223 232
R03AK07 formoterol and budesonide	82 417	83 238	83 758	83 667	82 843	56	1 205	21 958	39 698	19 982	213 793
R03AK08 formoterol and beclometasone	1 942	2 795	4 443	5 529	8 762	59	66	2 359	4 418	1 919	18 179
R03AK10 vilanterol and fluticasone furoate	0	0	0	5 051	12 816	54	318	3 527	5 975	2 996	32 000
R03AK11 formoterol and fluticasone	0	0	2 239	3 732	3 672	58	130	1 215	1 692	635	7 892
<b>R03AL Adrenergics in combination with anticholinergics</b>	<b>0</b>	<b>0</b>	<b>0</b>	<b>4 849</b>	<b>10 887</b>	<b>46</b>	<b>&lt;5</b>	<b>172</b>	<b>5 312</b>	<b>5 402</b>	<b>43 501</b>
R03AL03 vilanterol and umeclidinium bromide	0	0	0	137	2 442	48	<5	35	1 200	1 206	8 029
R03AL04 indacaterol and glycopyrronium bromide	0	0	0	4 720	7 447	45	0	115	3 615	3 717	33 078
R03AL05 formoterol and aclidinium bromide	0	0	0	0	919	51	0	14	442	463	1 796
R03AL06 olodaterol and tiotropium bromide	0	0	0	0	440	47	0	11	216	213	598
<b>R03B OTHER DRUGS FOR OBSTRUCTIVE AIRWAY DISEASES, INHALANTS</b>	<b>149 797</b>	<b>152 867</b>	<b>153 128</b>	<b>158 979</b>	<b>159 568</b>	<b>52</b>	<b>41 506</b>	<b>23 689</b>	<b>53 073</b>	<b>41 300</b>	<b>285 929</b>
<b>R03BA Glucocorticoids</b>	<b>92 760</b>	<b>94 053</b>	<b>91 993</b>	<b>96 548</b>	<b>97 174</b>	<b>51</b>	<b>41 118</b>	<b>20 312</b>	<b>24 870</b>	<b>10 874</b>	<b>86 810</b>
R03BA01 beclometasone	4 075	4 021	3 713	3 821	3 691	56	719	927	1 382	663	3 020
R03BA02 budesonide	23 194	21 290	19 625	18 783	17 785	58	2 001	4 500	7 337	3 947	23 773
R03BA05 fluticasone	64 095	63 972	61 703	64 135	63 613	48	38 513	10 621	10 280	4 199	43 106
R03BA07 mometasone	0	546	703	578	431	54	36	159	168	68	656
R03BA08 ciclesonide	3 476	6 104	8 080	11 094	13 596	59	759	4 515	6 169	2 153	16 254
<b>R03BB Anticholinergics</b>	<b>62 625</b>	<b>64 442</b>	<b>66 894</b>	<b>68 510</b>	<b>68 633</b>	<b>53</b>	<b>829</b>	<b>4 321</b>	<b>30 865</b>	<b>32 618</b>	<b>198 892</b>

## ATC group R

ATC level	2011	2012	2013	2014	2015	Share of women (%)	2015				2015	
	Number of individuals						Number of individuals per age group				Sales in 1000 NOK	
	<15	15-44	45-69	≥70								
R03BB01	ipratropium bromide	35 884	32 181	28 751	28 636	29 157	58	819	3 763	12 509	12 066	26 107
R03BB04	tiotropium bromide	32 809	39 704	41 458	40 771	40 059	50	19	556	18 239	21 245	158 284
R03BB05	acclidinium bromide	0	0	1 518	2 631	2 976	51	0	67	1 435	1 474	7 849
R03BB06	glycopyrronium bromide	0	0	1 899	2 873	2 251	48	0	30	1 179	1 042	6 383
R03BB07	umeclidinium bromide	0	0	0	0	215	48	0	6	122	87	270
<b>R03BC</b>	<b>Antiallergic agents, excl. corticosteroids</b>	<b>430</b>	<b>383</b>	<b>345</b>	<b>362</b>	<b>327</b>	<b>66</b>	<b>31</b>	<b>96</b>	<b>153</b>	<b>47</b>	<b>227</b>
R03BC01	cromoglicic acid	430	383	345	362	327	66	31	96	153	47	227
<b>R03C</b>	<b>ADRENERGICS FOR SYSTEMIC USE</b>	<b>40 582</b>	<b>33 966</b>	<b>27 069</b>	<b>23 135</b>	<b>20 480</b>	<b>50</b>	<b>14 321</b>	<b>2 197</b>	<b>2 862</b>	<b>1 100</b>	<b>2 916</b>
<b>R03CA</b>	<b>Alpha- and beta-adrenoreceptor agonists</b>	<b>23 993</b>	<b>17 522</b>	<b>12 615</b>	<b>8 810</b>	<b>7 495</b>	<b>52</b>	<b>3 876</b>	<b>1 408</b>	<b>1 674</b>	<b>537</b>	<b>1 440</b>
R03CA02	ephedrine	23 993	17 522	12 615	8 810	7 495	52	3 876	1 408	1 674	537	1 440
<b>R03CC</b>	<b>Selective beta-2-adrenoreceptor agonists</b>	<b>17 886</b>	<b>17 339</b>	<b>14 953</b>	<b>14 722</b>	<b>13 227</b>	<b>49</b>	<b>10 662</b>	<b>797</b>	<b>1 199</b>	<b>569</b>	<b>1 477</b>
R03CC02	salbutamol	4 844	4 351	3 497	3 122	2 686	48	2 122	208	241	115	244
R03CC03	terbutaline	12 968	12 926	11 371	11 491	10 467	49	8 629	574	875	389	1 043
R03CC12	bambuterol	210	219	206	219	172	61	0	16	91	65	184
R03CC13	clenbuterol	0	0	0	0	<5	-	0	<5	0	0	6
<b>R03D</b>	<b>OTHER SYSTEMIC DRUGS FOR OBSTRUCTIVE AIRWAY DISEASES</b>	<b>42 178</b>	<b>42 327</b>	<b>41 450</b>	<b>40 863</b>	<b>39 980</b>	<b>57</b>	<b>6 787</b>	<b>9 771</b>	<b>16 308</b>	<b>7 114</b>	<b>97 345</b>
<b>R03DA</b>	<b>Xanthines</b>	<b>4 300</b>	<b>3 856</b>	<b>3 431</b>	<b>3 047</b>	<b>2 677</b>	<b>60</b>	<b>&lt;5</b>	<b>144</b>	<b>1 266</b>	<b>1 266</b>	<b>3 559</b>
R03DA02	choline theophyllinate	6	8	7	6	5	80	0	0	5	0	16
R03DA04	theophylline	4 288	3 844	3 417	3 038	2 667	60	<5	141	1 259	1 266	3 421
R03DA05	aminophylline	19	14	17	10	13	69	0	<5	9	<5	122
<b>R03DC</b>	<b>Leukotriene receptor antagonists</b>	<b>38 267</b>	<b>38 587</b>	<b>37 874</b>	<b>37 483</b>	<b>36 608</b>	<b>57</b>	<b>6 773</b>	<b>9 395</b>	<b>14 849</b>	<b>5 591</b>	<b>29 505</b>
R03DC01	zafirlukast	22	21	19	18	16	69	0	0	9	7	176
R03DC03	montelukast	38 245	38 567	37 857	37 465	36 592	57	6 773	9 395	14 840	5 584	29 329
<b>R03DX</b>	<b>Other systemic drugs for obstructive airway diseases</b>	<b>751</b>	<b>1 058</b>	<b>1 303</b>	<b>1 453</b>	<b>1 764</b>	<b>54</b>	<b>25</b>	<b>418</b>	<b>767</b>	<b>554</b>	<b>64 282</b>
R03DX05	omalizumab	133	175	256	415	752	65	25	412	291	24	60 259
R03DX07	roflumilast	620	885	1 049	1 038	1 012	46	0	6	476	530	4 023
<b>R05</b>	<b>COUGH AND COLD PREPARATIONS</b>	<b>422 433</b>	<b>413 274</b>	<b>375 144</b>	<b>355 911</b>	<b>387 251</b>	<b>59</b>	<b>25 242</b>	<b>120 988</b>	<b>165 058</b>	<b>75 963</b>	<b>84 918</b>
<b>R05C</b>	<b>EXPECTORANTS, EXCL. COMBINATIONS WITH COUGH SUPPRESSANTS</b>	<b>147 156</b>	<b>135 972</b>	<b>113 567</b>	<b>104 452</b>	<b>106 861</b>	<b>57</b>	<b>5 590</b>	<b>20 158</b>	<b>44 496</b>	<b>36 617</b>	<b>39 775</b>
<b>R05CA</b>	<b>Expectorants</b>	<b>4 351</b>	<b>3 935</b>	<b>3 977</b>	<b>5 164</b>	<b>5 292</b>	<b>56</b>	<b>2 083</b>	<b>1 216</b>	<b>1 278</b>	<b>715</b>	<b>421</b>
R05CA10	combinations <sup>1)</sup>	4 351	3 935	3 977	5 164	5 292	56	2 083	1 216	1 278	715	421

<sup>1)</sup>The ATC level comprises OTC medicinal products. The number of individuals is registered for prescription sales only.

## ATC group R

ATC level	2011	2012	2013	2014	2015	Share of women (%)	2015				2015
	Number of individuals						Number of individuals per age group				Sales in 1000 NOK
	<15	15-44	45-69	≥70							
<b>R05CB Mucolytics</b>	<b>143 557</b>	<b>132 685</b>	<b>110 178</b>	<b>99 999</b>	<b>102 329</b>	<b>57</b>	<b>3 585</b>	<b>19 097</b>	<b>43 534</b>	<b>36 113</b>	<b>39 355</b>
R05CB01 acetylcysteine <sup>1)</sup>	139 329	128 839	106 696	96 305	98 793	57	2 051	18 481	42 750	35 511	31 105
R05CB02 bromhexine <sup>1)</sup>	4 974	4 549	4 134	4 337	4 150	54	1 507	692	1 083	868	689
R05CB12 tiopronin <sup>1)</sup>	<5	<5	<5	<5	<5	-	0	<5	<5	0	46
R05CB13 dornase alfa (desoxyribonuclease)	128	130	129	146	155	50	49	96	9	<5	7 514
<b>R05D COUGH SUPPRESSANTS, EXCL. COMBINATIONS WITH EXPECTORANTS</b>	<b>283 928</b>	<b>281 002</b>	<b>259 319</b>	<b>246 860</b>	<b>271 787</b>	<b>60</b>	<b>17 787</b>	<b>93 392</b>	<b>118 753</b>	<b>41 855</b>	<b>37 867</b>
<b>R05DA Opium alkaloids and derivatives</b>	<b>283 928</b>	<b>281 002</b>	<b>259 319</b>	<b>246 860</b>	<b>271 787</b>	<b>60</b>	<b>17 787</b>	<b>93 392</b>	<b>118 753</b>	<b>41 855</b>	<b>37 867</b>
R05DA01 ethylmorphine	274 413	271 657	250 796	238 475	262 797	60	17 425	90 677	114 534	40 161	34 862
R05DA03 hydrocodone	592	543	514	442	493	59	<5	98	245	149	156
R05DA04 codeine	7 752	7 704	6 904	6 711	7 209	63	50	2 356	3 513	1 290	1 980
R05DA07 noscapine <sup>1)</sup>	1 952	1 664	1 636	1 769	1 819	61	315	561	677	266	192
R05DA09 dextromethorphan	0	<5	<5	0	0	-	0	0	0	0	0
R05DA20 combinations	2 918	2 979	2 631	2 618	2 746	59	54	690	1 434	568	677
<b>R05F COUGH SUPPRESSANTS AND EXPECTORANTS, COMBINATIONS</b>	<b>48 192</b>	<b>49 235</b>	<b>46 193</b>	<b>44 507</b>	<b>51 611</b>	<b>61</b>	<b>2 878</b>	<b>18 307</b>	<b>22 202</b>	<b>8 224</b>	<b>7 274</b>
<b>R05FA Opium derivatives and expectorants</b>	<b>48 192</b>	<b>49 235</b>	<b>46 193</b>	<b>44 507</b>	<b>51 611</b>	<b>61</b>	<b>2 878</b>	<b>18 307</b>	<b>22 202</b>	<b>8 224</b>	<b>7 274</b>
R05FA02 opium derivatives and expectorants	48 192	49 235	46 193	44 507	51 611	61	2 878	18 307	22 202	8 224	7 274
<b>R06 ANTIHISTAMINES FOR SYSTEMIC USE</b>	<b>529 217</b>	<b>544 575</b>	<b>555 485</b>	<b>615 083</b>	<b>617 882</b>	<b>59</b>	<b>78 208</b>	<b>253 712</b>	<b>220 428</b>	<b>65 534</b>	<b>202 314</b>
<b>R06A ANTIHISTAMINES FOR SYSTEMIC USE</b>	<b>529 217</b>	<b>544 575</b>	<b>555 485</b>	<b>615 083</b>	<b>617 882</b>	<b>59</b>	<b>78 208</b>	<b>253 712</b>	<b>220 428</b>	<b>65 534</b>	<b>202 314</b>
<b>R06AA Aminoalkyl ethers</b>	<b>14</b>	<b>23</b>	<b>29</b>	<b>44</b>	<b>50</b>	<b>80</b>	<b>0</b>	<b>12</b>	<b>22</b>	<b>16</b>	<b>260</b>
R06AA02 diphenhydramine	0	6	11	5	8	63	0	6	<5	0	4
R06AA04 clemastine	14	17	18	20	13	85	0	<5	5	5	28
R06AA52 diphenhydramine, combinations	0	0	0	19	29	83	0	<5	15	11	227
<b>R06AB Substituted alkylamines</b>	<b>22 719</b>	<b>20 363</b>	<b>19 417</b>	<b>17 795</b>	<b>10 980</b>	<b>67</b>	<b>2 462</b>	<b>3 699</b>	<b>3 295</b>	<b>1 524</b>	<b>11 289</b>
R06AB02 dexchlorpheniramine	22 719	20 363	19 417	17 795	10 980	67	2 462	3 699	3 295	1 524	11 289
<b>R06AD Phenothiazine derivatives</b>	<b>65 875</b>	<b>66 127</b>	<b>66 678</b>	<b>69 781</b>	<b>71 354</b>	<b>62</b>	<b>3 539</b>	<b>25 832</b>	<b>31 408</b>	<b>10 575</b>	<b>42 066</b>
R06AD01 alimemazine	59 728	60 223	60 961	63 794	65 241	62	3 485	23 212	28 913	9 631	39 254
R06AD02 promethazine	6 719	6 464	6 242	6 509	6 678	70	57	2 895	2 729	997	2 809
R06AD03 thiethylperazine	<5	5	6	5	6	67	0	<5	<5	<5	3
<b>R06AE Piperazine derivatives</b>	<b>293 955</b>	<b>285 833</b>	<b>277 991</b>	<b>297 573</b>	<b>285 562</b>	<b>59</b>	<b>35 596</b>	<b>109 979</b>	<b>105 031</b>	<b>34 956</b>	<b>63 800</b>
R06AE03 cyclizine <sup>1)</sup>	759	731	774	835	947	70	24	261	425	237	764

<sup>1)</sup>The ATC level comprises OTC medicinal products. The number of individuals is registered for prescription sales only.



## ATC group R

ATC level	2011	2012	2013	2014	2015	Share of women (%)	2015				2015
	Number of individuals						Number of individuals per age group				Sales in 1000 NOK
	<15	15-44	45-69	≥70							
R06AE05 meclozine <sup>1)</sup>	2 165	2 271	2 613	2 982	3 194	89	92	2 486	414	202	322
R06AE07 cetirizine <sup>1)</sup>	290 730	282 583	274 382	293 591	281 292	58	35 477	107 194	104 105	34 516	62 168
R06AE09 levocetirizine	661	611	572	619	597	64	12	266	260	59	547
<b>R06AX Other antihistamines for systemic use</b>	<b>178 145</b>	<b>206 281</b>	<b>223 948</b>	<b>268 330</b>	<b>285 839</b>	<b>58</b>	<b>40 565</b>	<b>128 986</b>	<b>93 987</b>	<b>22 301</b>	<b>84 898</b>
R06AX02 cyproheptadine	17	24	31	32	34	56	6	6	6	16	56
R06AX13 loratadine <sup>1)</sup>	82 823	71 385	61 729	62 748	57 836	61	2 262	25 314	23 302	6 958	16 349
R06AX17 ketotifen	10	9	10	7	7	71	0	5	0	<5	10
R06AX22 ebastine <sup>1)</sup>	10 432	9 816	9 205	9 556	11 025	65	164	4 744	5 013	1 104	7 122
R06AX26 fexofenadine <sup>1)</sup>	30 412	29 345	29 771	34 437	36 388	63	729	18 525	13 800	3 334	12 889
R06AX27 desloratadine	60 505	103 482	129 266	168 993	188 263	57	37 765	84 535	54 508	11 455	48 457
R06AX28 rupatadine	0	0	0	0	38	76	<5	23	11	<5	15
R06AX29 bilastine	0	0	0	<5	10	80	0	5	5	0	1
<b>R07 OTHER RESPIRATORY SYSTEM PRODUCTS</b>	<b>0</b>	<b>&lt;5</b>	<b>12</b>	<b>15</b>	<b>18</b>	<b>39</b>	<b>9</b>	<b>6</b>	<b>&lt;5</b>	<b>&lt;5</b>	<b>21 114</b>
<b>R07A OTHER RESPIRATORY SYSTEM PRODUCTS</b>	<b>0</b>	<b>&lt;5</b>	<b>12</b>	<b>15</b>	<b>18</b>	<b>39</b>	<b>9</b>	<b>6</b>	<b>&lt;5</b>	<b>&lt;5</b>	<b>21 114</b>
<b>R07AX Other respiratory system products</b>	<b>0</b>	<b>&lt;5</b>	<b>9</b>	<b>8</b>	<b>10</b>	<b>30</b>	<b>&lt;5</b>	<b>5</b>	<b>&lt;5</b>	<b>0</b>	<b>21 024</b>
R07AX02 ivacaftor	0	<5	9	8	10	30	<5	5	<5	0	21 024

<sup>1)</sup>The ATC level comprises OTC medicinal products. The number of individuals is registered for prescription sales only.

## 2.19 ATC group S – Sensory organs

ATC level	2011	2012	2013	2014	2015	Share of women (%)	2015				2015
	Number of individuals						Number of individuals per age group				Sales in 1000 NOK
	<15	15–44	45–69	≥70							
<b>S</b> <b>SENSORY ORGANS</b>	<b>617 742</b>	<b>618 314</b>	<b>612 715</b>	<b>652 081</b>	<b>642 745</b>	<b>57</b>	<b>108 405</b>	<b>185 467</b>	<b>205 762</b>	<b>143 111</b>	<b>360 064</b>
<b>S01</b> <b>OPHTHALMOLOGICALS</b>	<b>549 815</b>	<b>547 600</b>	<b>540 362</b>	<b>576 833</b>	<b>569 296</b>	<b>57</b>	<b>95 381</b>	<b>161 900</b>	<b>178 457</b>	<b>133 558</b>	<b>343 709</b>
<b>S01A</b> <b>ANTIINFECTIVES</b>	<b>266 933</b>	<b>262 214</b>	<b>249 591</b>	<b>251 061</b>	<b>245 573</b>	<b>55</b>	<b>64 205</b>	<b>71 863</b>	<b>72 865</b>	<b>36 640</b>	<b>47 600</b>
<b>S01AA</b> <b>Antibiotics</b>	<b>264 028</b>	<b>259 211</b>	<b>246 579</b>	<b>247 984</b>	<b>242 487</b>	<b>55</b>	<b>64 063</b>	<b>70 789</b>	<b>71 676</b>	<b>35 959</b>	<b>45 686</b>
S01AA01 chloramphenicol	200 731	197 307	185 720	191 810	189 606	55	43 773	57 834	59 137	28 862	39 677
S01AA02 chlortetracycline	<5	<5	0	6	<5	–	0	0	0	<5	0
S01AA11 gentamicin	1 597	1 252	111	41	35	60	<5	17	12	<5	9
S01AA12 tobramycin	2 322	2 028	1 783	1 625	1 431	60	167	446	528	290	146
S01AA13 fusidic acid	75 325	71 484	64 306	60 601	55 638	57	22 519	13 462	12 717	6 940	4 272
S01AA26 azithromycin	0	2 795	8 981	6 921	6 268	60	1 967	1 819	1 634	848	702
S01AA27 cefuroxime	0	0	0	0	<5	–	0	0	<5	0	1
S01AA30 combinations of different antibiotics	5 269	4 340	4 797	5 572	5 754	57	283	1 180	2 333	1 958	880
<b>S01AD</b> <b>Antivirals</b>	<b>3 171</b>	<b>3 399</b>	<b>3 230</b>	<b>3 288</b>	<b>2 898</b>	<b>56</b>	<b>124</b>	<b>764</b>	<b>1 146</b>	<b>864</b>	<b>1 175</b>
S01AD03 aciclovir	3 171	3 399	3 230	3 288	2 898	56	124	764	1 146	864	1 175
<b>S01AE</b> <b>Fluoroquinolones</b>	<b>2 327</b>	<b>2 468</b>	<b>2 613</b>	<b>2 667</b>	<b>2 845</b>	<b>57</b>	<b>144</b>	<b>1 113</b>	<b>1 103</b>	<b>485</b>	<b>726</b>
S01AE03 ciprofloxacin	2 327	2 468	2 613	2 667	2 845	57	144	1 113	1 103	485	726
<b>S01AX</b> <b>Other antiinfectives</b>	<b>&lt;5</b>	<b>&lt;5</b>	<b>&lt;5</b>	<b>7</b>	<b>8</b>	<b>25</b>	<b>&lt;5</b>	<b>5</b>	<b>&lt;5</b>	<b>&lt;5</b>	<b>12</b>
S01AX09 chlorhexidine	0	0	<5	<5	<5	–	0	<5	0	0	5
S01AX15 propamidine	<5	<5	<5	<5	<5	–	0	<5	<5	0	1
S01AX18 povidone-iodine	0	0	0	<5	<5	–	<5	<5	0	<5	1
<b>S01B</b> <b>ANTIINFLAMMATORY AGENTS</b>	<b>46 769</b>	<b>49 872</b>	<b>51 179</b>	<b>53 569</b>	<b>59 733</b>	<b>57</b>	<b>2 130</b>	<b>10 017</b>	<b>21 255</b>	<b>26 331</b>	<b>21 012</b>
<b>S01BA</b> <b>Corticosteroids, plain</b>	<b>31 478</b>	<b>33 551</b>	<b>33 532</b>	<b>35 388</b>	<b>37 690</b>	<b>57</b>	<b>2 077</b>	<b>9 062</b>	<b>14 604</b>	<b>11 947</b>	<b>12 172</b>
S01BA01 dexamethasone	20 148	20 502	20 553	21 826	23 156	55	531	4 838	9 573	8 214	8 465
S01BA04 prednisolone	10 925	13 613	13 742	14 639	15 438	58	1 475	4 960	5 829	3 174	2 470
S01BA07 fluorometholone	12	12	7	9	9	56	0	<5	5	<5	10
S01BA09 clobetasone	13	16	15	13	12	50	0	<5	5	<5	26
S01BA13 rimexolone	4 414	4 285	4 162	4 096	4 320	57	210	1 020	1 622	1 468	1 202
<b>S01BB</b> <b>Corticosteroids and mydriatics in combination</b>	<b>&lt;5</b>	<b>&lt;5</b>	<b>&lt;5</b>	<b>0</b>	<b>0</b>	<b>–</b>	<b>0</b>	<b>0</b>	<b>0</b>	<b>0</b>	<b>0</b>
S01BB03 fluorometholone and mydriatics	<5	<5	<5	0	0	–	0	0	0	0	0
<b>S01BC</b> <b>Antiinflammatory agents, non-steroids</b>	<b>17 568</b>	<b>18 734</b>	<b>20 187</b>	<b>21 192</b>	<b>26 331</b>	<b>57</b>	<b>65</b>	<b>1 487</b>	<b>8 101</b>	<b>16 678</b>	<b>8 840</b>
S01BC03 diclofenac	11 689	7 413	6 137	6 018	7 509	56	52	850	2 628	3 979	1 760
S01BC10 nepafenac	6 095	10 294	9 113	9 780	12 823	58	7	304	3 857	8 655	5 592
S01BC11 bromfenac	0	1 372	5 325	5 708	6 460	56	6	352	1 777	4 325	1 489

## ATC group S

ATC level	2011	2012	2013	2014	2015	Share of women (%)	2015				2015
	Number of individuals						Number of individuals per age group				Sales in 1000 NOK
	<15	15-44	45-69	≥70							
<b>S01C ANTIINFLAMMATORY AGENTS AND ANTIINFECTIVES IN COMBINATION</b>	<b>57 674</b>	<b>57 855</b>	<b>57 314</b>	<b>58 514</b>	<b>55 127</b>	<b>56</b>	<b>1 033</b>	<b>8 431</b>	<b>19 612</b>	<b>26 051</b>	<b>10 770</b>
<b>S01CA Corticosteroids and anti-infectives in combination</b>	<b>57 674</b>	<b>57 855</b>	<b>57 314</b>	<b>58 514</b>	<b>55 127</b>	<b>56</b>	<b>1 033</b>	<b>8 431</b>	<b>19 612</b>	<b>26 051</b>	<b>10 770</b>
S01CA01 dexamethasone and anti-infectives	57 674	57 855	57 314	58 514	55 127	56	1 033	8 431	19 612	26 051	10 770
<b>S01E ANTIGLAUCOMA PREPARATIONS AND MIOTICS</b>	<b>70 786</b>	<b>71 402</b>	<b>72 192</b>	<b>72 795</b>	<b>73 592</b>	<b>56</b>	<b>259</b>	<b>2 149</b>	<b>21 570</b>	<b>49 614</b>	<b>139 989</b>
<b>S01EA Sympathomimetics in glaucoma therapy</b>	<b>4 222</b>	<b>4 446</b>	<b>4 920</b>	<b>5 139</b>	<b>5 386</b>	<b>53</b>	<b>&lt;5</b>	<b>214</b>	<b>1 432</b>	<b>3 737</b>	<b>5 085</b>
S01EA01 epinephrine	<5	<5	<5	0	0	-	0	0	0	0	0
S01EA02 dipivefrine	<5	0	0	0	0	-	0	0	0	0	0
S01EA03 apraclonidine	122	145	155	192	238	51	0	32	84	122	193
S01EA05 brimonidine	4 122	4 351	4 805	4 997	5 196	53	<5	187	1 369	3 637	4 892
<b>S01EB Parasympathomimetics</b>	<b>1 254</b>	<b>1 179</b>	<b>1 012</b>	<b>922</b>	<b>893</b>	<b>59</b>	<b>8</b>	<b>57</b>	<b>263</b>	<b>565</b>	<b>952</b>
S01EB01 pilocarpine	1 253	1 178	1 012	922	893	59	8	57	263	565	952
S01EB02 carbachol	<5	<5	<5	0	0	-	0	0	0	0	0
<b>S01EC Carbonic anhydrase inhibitors</b>	<b>10 322</b>	<b>10 647</b>	<b>10 892</b>	<b>11 047</b>	<b>11 427</b>	<b>56</b>	<b>151</b>	<b>630</b>	<b>2 870</b>	<b>7 776</b>	<b>15 854</b>
S01EC01 acetazolamide	1 828	1 926	1 840	1 766	1 526	56	55	427	509	535	2 020
S01EC03 dorzolamide	2 393	2 342	2 357	2 434	2 568	58	16	65	646	1 841	3 688
S01EC04 brinzolamide	6 452	6 759	7 109	7 267	7 476	56	86	143	1 771	5 476	9 369
S01EC05 methazolamide	0	0	0	<5	0	-	0	0	0	0	0
S01EC54 brinzolamide, combinations	0	0	0	0	614	53	<5	11	164	438	777
<b>S01ED Beta blocking agents</b>	<b>49 028</b>	<b>49 468</b>	<b>49 878</b>	<b>50 189</b>	<b>50 542</b>	<b>55</b>	<b>173</b>	<b>1 238</b>	<b>14 867</b>	<b>34 264</b>	<b>69 493</b>
S01ED01 timolol	21 731	21 600	21 606	21 488	21 516	56	139	519	7 189	13 669	23 552
S01ED02 betaxolol	1 587	1 433	1 247	1 149	960	64	6	13	195	746	568
S01ED51 timolol, combinations	27 984	28 616	29 164	29 550	30 223	54	46	783	8 243	21 151	45 373
<b>S01EE Prostaglandin analogues</b>	<b>37 171</b>	<b>37 056</b>	<b>37 446</b>	<b>37 945</b>	<b>38 602</b>	<b>57</b>	<b>37</b>	<b>736</b>	<b>10 617</b>	<b>27 212</b>	<b>48 605</b>
S01EE01 latanoprost	26 156	24 231	23 338	23 690	24 168	56	13	437	6 404	17 314	20 605
S01EE03 bimatoprost	1 871	2 061	2 247	2 343	2 583	56	0	78	726	1 779	4 125
S01EE04 travoprost	6 464	7 197	7 095	6 455	5 845	53	<5	105	1 463	4 273	9 471
S01EE05 tafluprost	4 029	4 999	5 994	6 577	7 155	61	20	147	2 372	4 616	14 404
<b>S01F MYDRIATICS AND CYCLOPLEGICS</b>	<b>5 041</b>	<b>5 318</b>	<b>5 318</b>	<b>5 334</b>	<b>5 161</b>	<b>45</b>	<b>371</b>	<b>1 209</b>	<b>2 341</b>	<b>1 240</b>	<b>1 027</b>
<b>S01FA Anticholinergics</b>	<b>5 038</b>	<b>5 312</b>	<b>5 311</b>	<b>5 320</b>	<b>5 154</b>	<b>44</b>	<b>371</b>	<b>1 207</b>	<b>2 338</b>	<b>1 238</b>	<b>1 019</b>
S01FA01 atropine	2 323	2 323	2 185	2 002	1 836	42	293	379	727	437	359
S01FA02 scopolamine	0	0	0	<5	<5	-	0	0	<5	0	68

## ATC group S

ATC level	2011	2012	2013	2014	2015	Share of women (%)	2015				2015
	Number of individuals						Number of individuals per age group				Sales in 1000 NOK
	<15	15-44	45-69	≥70							
S01FA04 cyclopentolate	2 746	3 069	3 177	3 367	3 334	46	71	840	1 621	802	555
S01FA06 tropicamide	164	140	139	167	161	49	10	56	73	22	36
S01FA54 cyclopentolate, combinations	0	0	<5	0	<5	-	<5	0	0	0	1
<b>S01FB Sympathomimetics excl. antiglaucoma preparations</b>	<b>35</b>	<b>33</b>	<b>28</b>	<b>46</b>	<b>38</b>	<b>53</b>	<b>0</b>	<b>12</b>	<b>16</b>	<b>10</b>	<b>8</b>
S01FB01 phenylephrine	35	33	28	46	38	53	0	12	16	10	8
<b>S01G DECONGESTANTS AND ANTIALLERGICS</b>	<b>167 530</b>	<b>163 501</b>	<b>163 518</b>	<b>195 537</b>	<b>184 823</b>	<b>58</b>	<b>31 525</b>	<b>81 720</b>	<b>57 094</b>	<b>14 484</b>	<b>54 366</b>
<b>S01GA Sympathomimetics used as decongestants</b>	<b>21 288</b>	<b>20 300</b>	<b>19 136</b>	<b>21 903</b>	<b>20 461</b>	<b>61</b>	<b>2 101</b>	<b>9 148</b>	<b>7 394</b>	<b>1 818</b>	<b>6 097</b>
S01GA51 naphazoline, combinations	6	<5	0	0	0	-	0	0	0	0	0
S01GA52 tetrazyline, combinations <sup>1)</sup>	21 283	20 297	19 136	21 903	20 461	61	2 101	9 148	7 394	1 818	6 097
<b>S01GX Other antiallergics</b>	<b>149 662</b>	<b>146 552</b>	<b>147 512</b>	<b>177 563</b>	<b>167 904</b>	<b>58</b>	<b>30 024</b>	<b>74 156</b>	<b>50 822</b>	<b>12 902</b>	<b>48 268</b>
S01GX01 cromoglicic acid <sup>1)</sup>	23 401	22 545	21 636	25 240	23 575	61	3 415	9 867	8 118	2 175	5 925
S01GX02 levocabastine <sup>1)</sup>	75 499	73 827	75 061	91 745	86 156	58	16 415	38 441	25 178	6 122	21 976
S01GX04 nedocromil	1 702	1 442	1 395	1 167	0	-	0	0	0	0	0
S01GX06 emedastine	384	376	345	384	380	59	64	148	121	47	142
S01GX07 azelastine	553	531	508	616	118	63	15	40	42	21	17
S01GX08 ketotifen <sup>1)</sup>	17 279	16 686	17 238	21 001	20 745	59	3 664	8 980	6 445	1 656	8 282
S01GX09 olopatadine	35 349	35 456	35 267	43 202	41 903	57	7 773	18 543	12 319	3 268	11 928
<b>S01X OTHER OPHTHALMOLOGICALS</b>	<b>34 504</b>	<b>40 602</b>	<b>45 774</b>	<b>52 948</b>	<b>61 065</b>	<b>75</b>	<b>494</b>	<b>6 014</b>	<b>25 042</b>	<b>29 515</b>	<b>68 750</b>
<b>S01XA Other ophthalmologicals</b>	<b>34 504</b>	<b>40 602</b>	<b>45 774</b>	<b>52 948</b>	<b>61 065</b>	<b>75</b>	<b>494</b>	<b>6 014</b>	<b>25 042</b>	<b>29 515</b>	<b>68 750</b>
S01XA03 sodium chloride, hypertonic	17	10	15	21	22	64	0	0	<5	18	31
S01XA18 ciclosporin	112	252	474	601	785	78	27	172	418	168	19 827
S01XA20 artificial tears and other indifferent preparations <sup>1)</sup>	34 451	40 510	45 650	52 762	60 847	75	473	5 964	24 936	29 474	48 882
<b>S02 OTOLOGICALS</b>	<b>20 226</b>	<b>18 711</b>	<b>20 091</b>	<b>22 983</b>	<b>24 516</b>	<b>54</b>	<b>3 485</b>	<b>6 746</b>	<b>10 101</b>	<b>4 184</b>	<b>4 812</b>
<b>S02A ANTIINFECTIVES</b>	<b>10 565</b>	<b>9 590</b>	<b>8 282</b>	<b>7 548</b>	<b>6 432</b>	<b>48</b>	<b>2 238</b>	<b>1 823</b>	<b>1 738</b>	<b>633</b>	<b>1 142</b>
<b>S02AA Antiinfectives</b>	<b>10 565</b>	<b>9 590</b>	<b>8 282</b>	<b>7 548</b>	<b>6 432</b>	<b>48</b>	<b>2 238</b>	<b>1 823</b>	<b>1 738</b>	<b>633</b>	<b>1 142</b>
S02AA01 chloramphenicol	75	17	11	11	13	46	<5	<5	<5	<5	17
S02AA03 boric acid	0	0	7	<5	<5	-	0	0	<5	<5	2
S02AA15 ciprofloxacin	10 501	9 576	8 264	7 536	6 418	48	2 236	1 820	1 734	628	1 123
<b>S02B CORTICOSTEROIDS</b>	<b>10 185</b>	<b>9 549</b>	<b>10 784</b>	<b>10 852</b>	<b>12 168</b>	<b>60</b>	<b>226</b>	<b>3 027</b>	<b>6 219</b>	<b>2 696</b>	<b>2 394</b>
<b>S02BA Corticosteroids</b>	<b>10 185</b>	<b>9 549</b>	<b>10 784</b>	<b>10 852</b>	<b>12 168</b>	<b>60</b>	<b>226</b>	<b>3 027</b>	<b>6 219</b>	<b>2 696</b>	<b>2 394</b>
S02BA07 betamethasone	10 185	9 549	10 784	10 852	12 168	60	226	3 027	6 219	2 696	2 394
<b>S02C CORTICOSTEROIDS AND ANTIINFECTIVES IN COMBINATION</b>	<b>104</b>	<b>91</b>	<b>1 764</b>	<b>5 606</b>	<b>7 021</b>	<b>50</b>	<b>1 155</b>	<b>2 278</b>	<b>2 569</b>	<b>1 019</b>	<b>1 275</b>

<sup>1)</sup>The ATC level comprises OTC medicinal products. The number of individuals is registered for prescription sales only.

## ATC group S

ATC level	2011	2012	2013	2014	2015	Share of women (%)	2015				2015
	Number of individuals						Number of individuals per age group				Sales in 1000 NOK
							<15	15-44	45-69	≥70	
<b>S02CA Corticosteroids and antiinfectives in combination</b>	<b>104</b>	<b>91</b>	<b>1 764</b>	<b>5 606</b>	<b>7 021</b>	<b>50</b>	<b>1 155</b>	<b>2 278</b>	<b>2 569</b>	<b>1 019</b>	<b>1 275</b>
S02CA02 flumetasone and antiinfectives	104	91	64	44	66	59	<5	11	41	11	20
S02CA05 fluocinolone acetonide and antiinfectives	0	0	1 702	5 564	6 963	50	1 153	2 269	2 531	1 010	1 255
<b>S03 OPHTHALMOLOGICAL AND OTOLOGICAL PREPARATIONS</b>	<b>68 909</b>	<b>73 479</b>	<b>73 853</b>	<b>75 886</b>	<b>72 058</b>	<b>54</b>	<b>13 448</b>	<b>22 408</b>	<b>25 769</b>	<b>10 433</b>	<b>11 542</b>
<b>S03C CORTICOSTEROIDS AND ANTIINFECTIVES IN COMBINATION</b>	<b>68 909</b>	<b>73 479</b>	<b>73 853</b>	<b>75 886</b>	<b>72 058</b>	<b>54</b>	<b>13 448</b>	<b>22 408</b>	<b>25 769</b>	<b>10 433</b>	<b>11 542</b>
<b>S03CA Corticosteroids and antiinfectives in combination</b>	<b>68 909</b>	<b>73 479</b>	<b>73 853</b>	<b>75 886</b>	<b>72 058</b>	<b>54</b>	<b>13 448</b>	<b>22 408</b>	<b>25 769</b>	<b>10 433</b>	<b>11 542</b>
S03CA01 dexamethasone and antiinfectives	24 937	11 256	12 789	12 872	10 737	56	1 170	3 022	4 544	2 001	1 411
S03CA04 hydrocortisone and antiinfectives	47 812	64 616	63 093	64 974	62 951	54	12 450	19 900	21 904	8 697	10 131

## 2.20 ATC group V – Various

ATC level	2011	2012	2013	2014	2015	Share of women (%)	2015				2015
	Number of individuals						Number of individuals per age group				Sales in 1000 NOK
							<15	15–44	45–69	≥70	
<b>V VARIOUS</b>	18 601	21 869	23 890	27 402	29 593	<b>50</b>	<b>3 747</b>	<b>9 644</b>	<b>10 068</b>	<b>6 134</b>	<b>138 702</b>
<b>V01 ALLERGENS</b>	8 273	8 927	9 462	10 346	11 617	<b>46</b>	<b>2 112</b>	<b>7 439</b>	<b>2 002</b>	<b>64</b>	<b>74 874</b>
<b>V01A ALLERGENS</b>	<b>8 273</b>	<b>8 927</b>	<b>9 462</b>	<b>10 346</b>	<b>11 617</b>	<b>46</b>	<b>2 112</b>	<b>7 439</b>	<b>2 002</b>	<b>64</b>	<b>74 874</b>
<b>V01AA Allergen extracts</b>	<b>8 273</b>	<b>8 927</b>	<b>9 462</b>	<b>10 346</b>	<b>11 617</b>	<b>46</b>	<b>2 112</b>	<b>7 439</b>	<b>2 002</b>	<b>64</b>	<b>74 874</b>
V01AA02 grass pollen	5 758	6 330	6 829	7 481	8 644	44	1 427	5 860	1 332	25	44 045
V01AA03 house dust mites	426	488	539	551	556	47	88	375	86	7	3 585
V01AA05 tree pollen	4 670	4 874	4 896	5 288	5 536	50	1 053	3 397	1 054	32	21 328
V01AA07 insects	181	156	160	148	164	51	16	48	86	14	1 029
V01AA10 flowers	141	149	149	118	95	55	5	56	32	<5	479
V01AA11 animals	382	425	494	525	567	57	89	358	116	<5	4 408

## Noen forkortelser og definisjoner / Some abbreviations and definitions

ATC	Anatomisk Terapeutisk Kjemisk (klassifikasjonssystem for legemidler)	Anatomical Therapeutical Chemical (classification system for medicines)
ASA	Acetylsalisylsyre	Acetylsalicylic acid
DDD	Definert døgndose	Defined Daily Doses
DOAK/ DOAC	Direktevirkende perorale antikoagulantia	Direct-acting oral anticoagulant
FHI	Folkehelseinstituttet	Norwegian Institute of Public Health
HELFO	Helseøkonomiforvaltningen	The Norwegian Health Economics Administration
ICD -10	Internasjonal klassifikasjon av sykdommer versjon 10	International Classification of Diseases version 10
ICPC	Internasjonal klassifikasjon av sykdommer for primærhelsetjenesten	International Classification of Primary Care
MA	Markedsføringstillatelse	Marketing Authorisation
NIPH	Folkehelseinstituttet	Norwegian Institute of Public Health
NOK	Norske kroner	Norwegian kroner
NorPD	Reseptregisteret	Norwegian Prescription Database
NSAID	Ikke-steroid antiinflammatorisk legemiddel	Non Steroidal Anti-Inflammatory Drug
OTC	Reseptfritt	Over The Counter, non prescription drugs
SPC	Preparatomtale	Summary of Product Characteristics
SSB	Statistisk sentralbyrå	Statistics Norway
WHO	Verdens helseorganisasjon	World Health Organization

### Definisjoner

#### *Prevalens*

Brukere (individer) defineres som personer som har hentet minst én resept på apotek i perioden. Prevalens er definert som antall brukere per 100 innbyggere (%) i det definerte befolkningsutvalget.

#### *Insidens (nye brukere)*

Insidens er antall brukere av et bestemt legemiddel eller en legemiddelgruppe i en definert tidsperiode som ikke var brukere i en tidligere, definert periode. Insidens kan også uttrykkes som andel (%) i forhold til antallet potensielle nye brukere i det definerte befolkningsutvalget.

### Definitions

#### *Prevalence*

Users (individuals) are defined as persons who had at least one prescription dispensed at pharmacies in the period. Prevalence is defined as the number of users per 100 inhabitants (%) in the defined population sample.

#### *Incidence (new users)*

Incidence is the number of users of a particular drug or drug group in a defined time period who were not users in a previous, defined time period. Incidence can be expressed as a percentage relative to the number of potential users in the defined population sample.

Folkemengde i Norge 2011–2015 (per 1. juli)/  
Population in Norway 2011–2015 (as of 1st July)

Year	2011	2012	2013	2014	2015
Population	4 953 217	5 018 415	5 080 148	5 137 321	5 189 984

Folkemengde etter alder i 2015 (per 1. juli)/  
Population by age in 2015 (as of 1st July)

Age groups	<15	15–44	45–69	≥70
Population	901 305	2 085 191	1 611 518	591 971

Kilde: Statistisk sentralbyrå / Source: Statistics Norway



## Liste over vitenskapelige publikasjoner basert på data fra Reseptregisteret per april 2016 / List of publications based on data from the Norwegian Prescription Database (NorPD) as of April 2016

### 2016:

Blagestad T, Nordhus IH, Gronli J, Engesaeter LB, Ruths S, Ranhoff AH, Bjorvatn B, Pallesen S. Prescription trajectories and effect of total hip arthroplasty on the use of analgesics, hypnotics, antidepressants, and anxiolytics: results from a population of total hip arthroplasty patients. *Pain*. 2016;157(3):643-51. Doi: 10.1097/j.pain.0000000000000414

Brelin S, Fredheim OM, Loge JH, Skurtveit S, Johannesen TB, Aass N, Ottesten S, Hjermsstad MJ. Opioids for outpatients with cancer in their last year of life: A nationwide pharmacoepidemiological study. *Journal of Opioid Management*. 2016;12(1):25-36. Doi: 10.5055/jom.2016.0309

Charlton RA, Pierini A, Klungsoyr K, Neville AJ, Jordan S, de Jong-van den Berg LT, Thayer D, Bos HJ, Puccini A, Hansen AV, Gini R, Engeland A, Nybo Andersen AM, Dolk H, Garne E. Asthma medication prescribing before, during and after pregnancy: a study in seven European regions. *BMJ Open*. 2016;6(1):e009237. Doi: 10.1136/bmjopen-2015-009237

Fleiner HF, Bjoro T, Midthjell K, Grill V, Åsvold BO. Prevalence of thyroid dysfunction in autoimmune and type 2 diabetes: The population-based hunt study in Norway. *Journal of Clinical Endocrinology and Metabolism*. 2016;101(2):669-77. Doi: 10.1210/jc.2015-3235

Gardiner KM, Tett SE, Staats CE. Multinational evaluation of mycophenolic acid, tacrolimus, cyclosporin, sirolimus, and everolimus utilization. *Annals of Transplantation*. 2016;21:1-11. Doi: 10.12659/AOT.895664

Gimeno-Feliu LA, Calderon-Larranaga A, Prados-Torres A, Revilla-Lopez C, Diaz E. Patterns of pharmaceutical use for immigrants to Spain and Norway: a comparative study of prescription databases in two European countries. *International Journal of Equity in Health*. 2016;15(1):32. Doi: 10.1186/s12939-016-0317-9

Hartz I, Skurtveit S, Steffenak AK, Karlstad O, Handal M. Psychotropic drug use among 0-17 year olds during 2004-2014: a nationwide prescription database study. *BMC Psychiatry*. 2016;16(1):12. Doi: 10.1186/s12888-016-0716-x

Kjaerulff TM, Ersboll AK, Green A, Emneus M, Pukkala E, Bolin K, Stavem K, Iversen P, Brasso K, Hallas J, Thygesen LC. Patterns of finasteride use in the male populations of four Nordic countries: A cross-national drug utilization study. *Scandinavian Journal of Urology*. 2016:1-8. Doi: 10.3109/21681805.2015.1136676

Magnus MC, Karlstad O, Haberg SE, Nafstad P, Davey Smith G, Nystad W. Prenatal and infant paracetamol exposure and development of asthma: the Norwegian Mother and Child Cohort Study. *International Journal of Epidemiology*. 2016. Doi: 10.1093/ije/dyv366

Mellbye A, Karlstad O, Skurtveit S, Borchgrevink PC, Fredheim OM. The duration and course of opioid therapy in patients with chronic non-malignant pain. *Acta Anaesthesiologica Scandinavica*. 2016; 60(1):128-37. Doi: 10.1111/aas.12594

Roman M, Sakshaug S, Graff-Iversen S, Vangen S, Weiderpass E, Ursin G, Hofvind S. Postmenopausal hormone therapy and the risk of breast cancer in Norway. *International Journal of Cancer*. 2016;138(3):584-93. Doi: 10.1002/ijc.29810

Tjagvad C, Skurtveit S, Bramness JG, Gjersing L, Gossop M, Clausen T. Misuse of prescription drugs and overdose deaths. *Journal of Substance Use*. 2016:1-6. Doi: 10.3109/14659891.2015.1077280

Tvete IF, Bjorner T, Skomedal T. A 5-year follow-up study of users of benzodiazepine: starting with diazepam versus oxazepam. *The British journal of general practice: The Journal of the Royal College of General Practitioners*. 2016;66(645):e241-7. Doi: 10.3399/bjgp16X684385.

### 2015:

Berg C, Skurtveit S, Sakshaug S, Hjellvik V, Handal M. Reduced Prescribing of Benzodiazepines in Denmark and Norway. *Basic & Clinical Pharmacology & Toxicology*. 2015;116(6):457-8. ]. doi: 10.1111/bcpt.12377

Blix HS, Vestrheim DF, Hjellvik V, Skaare D, Christensen A, Steinbakk M. Antibiotic prescriptions and cycles of *Mycoplasma pneumoniae* infections in Norway: can a nationwide prescription register be used for surveillance? *Epidemiology and Infection*. 2015;143(9):1884-92. doi: 10.1017/S0950268814002908

Bukten A, Lund IO, Rognli EB, Stavseth MR, Lobmaier P, Skurtveit S, Clausen T, Kunøe N. The Norwegian Offender Mental Health and Addiction Study - Design and Implementation of a National Survey and Prospective Cohort Study. *Subst Abuse*. 2015 Nov 30;9(Suppl 2):59-66. doi: 10.4137/SaRt.S23546. eCollection 2015.

Charlton R, Garne E, Wang H, Klungsoyr K, Jordan S, Neville A, Pierini A, Hansen A, Engeland A et al. Antiepileptic drug prescribing before, during and after pregnancy: a study in seven European regions. *Pharmacoepidemiol Drug Saf*. 2015 Nov;24(11):1144-54. doi: 10.1002/pds.3847.

- Dale O, Borchgrevink PC, Fredheim OM, Mahic M, Romundstad P, Skurtveit S. Prevalence of use of non-prescription analgesics in the Norwegian HUNT3 population: Impact of gender, age, exercise and prescription of opioids. *BMC Public Health*. 2015;15:461. doi: 10.1186/s12889-015-1774-6
- de Jonge L, Garne E, Gini R, Jordan SE, Klungsoyr K, Loane M, et al. Improving Information on Maternal Medication Use by Linking Prescription Data to Congenital Anomaly Registers: A EUROmediCAT Study. *Drug safety*. 2015;38(11):1083-93. doi: 10.1007/s40264-015-0321-9
- Engeland A, Bjørge T, Klungsoyr K, Skjaerven R, Skurtveit S, Furu K. Preeclampsia in pregnancy and later use of antihypertensive drugs. *European Journal of Epidemiology*. 2015;30(6):501-8. doi: 10.1007/s10654-015-0018-5. doi: 10.1007/s10654-015-0018-5
- Fredheim OMS, Mahic M, Skurtveit S, Borchgrevink PC. Use of nasal fentanyl for cancer pain: A pharmacoepidemiological study. *Palliative Medicine*. 2015;29(7):661-6. doi: 10.1177/0269216315575252
- Fride Tvete I, Bjørner T, Skomedal T. Risk factors for excessive benzodiazepine use in a working age population: a nationwide 5-year survey in Norway. *Scand J Prim Health Care*. 2015;33(4):252-9. doi: 10.3109/02813432.2015.
- Furu K, Kieler H, Haglund B, Engeland A, Selmer R, Stephansson O, Valdimarsdottir U, Zoega H, Artama M, Gissler M, Malm H, Nørgaard M. Serotonin-Reuptake Inhibitors and Venlafaxine in early pregnancy and risk of birth defects – a population based cohort study and sibling design. *BMJ* 2015. Apr 17;350:h1798.
- Hagen TP, Hakkinen U, Iversen T, Klitkou So T, Moger TA. Socio-economic inequality in the use of procedures and mortality among AMI patients: Quantifying the effects along different paths. *Health Economics (United Kingdom)*. 2015;24:102-15. doi: 10.1002/hec.3269.
- Halvorsen T, Martinussen PE. Benzodiazepine use in COPD: empirical evidence from Norway. *International Journal of Chronic Obstructive Pulmonary Disease*. 2015;10:1695-702. doi: 10.2147/COPD.S83107
- Hansen AB, Skurtveit S, Borchgrevink PC, Dale O, Romundstad PR, Mahic M, et al. Consumption of and satisfaction with health care among opioid users with chronic non-malignant pain. *Acta Anaesthesiologica Scandinavica*. 2015;59(10):1355-66. doi: 10.1111/aas.12645
- Hartz I, Handal M, Tverdal A, Skurtveit S. Paediatric Off-Label Use of Melatonin - A Register Linkage Study between the Norwegian Prescription Database and Patient Register. *Basic & Clinical Pharmacology & Toxicology*. 2015;117(4):267-73. doi: 10.1111/bcpt.12411
- Hermann M, Waade RB, Molden E. Therapeutic Drug Monitoring of Selective Serotonin Reuptake Inhibitors in Elderly Patients. *Therapeutic Drug Monitoring*. 2015;37(4):546-9. doi: 10.1097/FTD.000000000000169.
- Hoff M, Skurtveit S, Meyer HE, Langhammer A, Sogaard AJ, Syversen U, et al. Use of anti-osteoporotic drugs in central Norway after a forearm fracture. *Archives of Osteoporosis*. 2015;10:30. doi: 10.1007/s11657-015-0235-2.
- Høiseith G, Middelkoop G, Mørland J, Gjerde H. Has Previous Abuse of Flunitrazepam Been Replaced by Clonazepam? *European Addiction Research*. 2015;21(4):217-21. DOI:10.1159/000377628
- Instanes JT, Halmøy A, Engeland A, Haavik J, Furu K, Klungsoyr K. Attention-deficit/hyperactivity disorder in offspring of mothers with inflammatory and Immune system diseases, *Biological Psychiatry* 2015 Dec 9;[Epub ahead of print]. <http://10.1016/j.biopsych.2015.11.024>
- Iversen MM, Nefs G, Tell GS, Espehaug B, Midthjell K, Graue M, et al. Anxiety, depression and timing of insulin treatment among people with type 2 diabetes: Nine-year follow-up of the Nord-Trøndelag Health Study, Norway. *Journal of Psychosomatic Research*. 2015;79(4):309-15. doi: 10.1016/j.jpsychores.2015.07.004.
- Jensen ET, Daniels JL, Sturmer T, Robinson WR, Williams CJ, Vejrup K, et al. Hormonal contraceptive use before and after conception in relation to preterm birth and small for gestational age: An observational cohort study. *BJOG: An International Journal of Obstetrics and Gynaecology*. 2015;122(10):1349-61. DOI: 10.1111/1471-0528.13114
- Johannessen Landmark C, Beiske G, Baftiu A, Burns ML, Johannessen SI. Experience from therapeutic drug monitoring and gender aspects of gabapentin and pregabalin in clinical practice. *Seizure*. 2015;28:88-91. doi:10.1016/j.seizure.2015.02.017
- Kann IC, Lundqvist C, Lurås H. Polypharmacy Among the Elderly in a List-Patient System. *Drugs - Real World Outcomes*. 2015;2(3):193-8. doi: 10.1007/s40801-015-0036-3
- Kelly E, Lu CY, Albertini S, Vitry A. Longitudinal trends in utilization of endocrine therapies for breast cancer: an international comparison. *Journal of Clinical Pharmacy and Therapeutics*. 2015;40(1):76-82. doi: 10.1111/jcpt.12227

- Kieler H, Malm H, Artama M, Engeland A, Furu K, Gissler M, et al. Use of antidepressants and association with elective termination of pregnancy: population based case-control study. *BJOG-an International Journal of Obstetrics and Gynaecology*. 2015;122(12):1618-24. DOI: 10.1111/1471-0528.13164
- Kravdal Ø, Grundy E, Skirbekk V. Fertility history and use of antidepressant medication in late mid-life: a register-based analysis of Norwegian women and men. *Aging & mental health*. 2015;1-10. doi: 10.1080/13607863.2015.1118010
- Lund IO, Skurtveit S, Handal M. Commentary on Raitasalo et al. (2015): the great potential in nation-wide registers to study prescription drug use and abuse. *Addiction (Abingdon, England)*. 2015;110(4):644-5. DOI: 10.1111/add.12856
- Mahic M, Fredheim OM, Borchgrevink PC, Skurtveit S. Use of prescribed opioids by children and adolescents: Differences between Denmark, Norway and Sweden. *Eur J Pain*. 2015 Sep;19(8):1095-100. doi: 10.1002/ejp.632.
- Magnus MC, Håberg SE, Karlstad O, Nafstad P, London SJ, Nystad W. Grandmother's smoking when pregnant with the mother and asthma in the grandchild: the Norwegian Mother and Child Cohort Study. *Thorax*. 2015;70(3):237-43. doi: 10.1136/thoraxjnl-2014-206438.
- Neutel CI, Johansen HL. Association between hypnotics use and increased mortality: causation or confounding? *European Journal of Clinical Pharmacology*. 2015;71(5):637-42. doi: 10.1007/s00228-015-1841-z.
- Rossow I, Bramness JG. The total sale of prescription drugs with an abuse potential predicts the number of excessive users: a national prescription database study. *Bmc Public Health*. 2015;15. doi: 10.1186/s12889-015-1615-7.
- Ruths S, Bakken MS, Ranhoff AH, Hunskaar S, Engesaeter LB, Engeland A. Risk of hip fracture among older people using antihypertensive drugs: a nationwide cohort study. *BMC Geriatrics*. 2015;15. doi: 10.1186/s12877-015-0154-5
- Skrede S, Tvete IF, Tanum L, Steen VM, Bramness JG. Incident Users of Antipsychotic Agents and Future Use of Cholesterol-Lowering Drugs: An Observational, Pharmacoepidemiologic Study. *Journal of Clinical Psychiatry*. 2015;76(1):E111-E6. doi: 10.4088/JCP.14m08996.
- Suhrke P, Zahl PH. Breast cancer incidence and menopausal hormone therapy in Norway from 2004 to 2009: A register-based cohort study. *Cancer Medicine*. 2015;4(8):1303-8. doi: 10.1002/cam4.474
- Tvete IF, Bjørner T, Skomedal T. Risk factors for excessive benzodiazepine use in a working age population: a nationwide 5-year survey in Norway. *Scandinavian Journal of Primary Health Care*. 2015;33(4):252-9. doi: 10.3109/02813432.2015.1117282
- Øymar K, Mikalsen IB, Furu K, Nystad W, Karlstad Ø. Prescription patterns of inhaled corticosteroids for preschool children - A Norwegian register study. *Pediatric Allergy and Immunology*. 2015;26(7):655-61. doi: 10.1111/pai.12429
- Zoega H, Kieler H, Nørgaard M, Furu K, Valdimarsdottir U, Brandt L, et al. Use of SSRI and SNRI Antidepressants during Pregnancy: A Population-Based Study from Denmark, Iceland, Norway and Sweden. *Plos One*. 2015;10(12). DOI: 10.1371/journal.pone.0144474.

#### 2014:

- Andersen JB, Heldal AT, Engeland A, Gilhus NE. Myasthenia gravis epidemiology in a national cohort; combining multiple disease registries. *Acta Neurol Scand Suppl*. 2014;129:26-31
- Andersen JB, Owe JF, Engeland A, Gilhus NE. Total drug treatment and comorbidity in myasthenia gravis: a population-based cohort study. *Eur J Neurol* 2014;21:948-955
- Bakken MS, Engeland A, Engesaeter LB, Ranhoff AH, Hunskaar S, Ruths S. Risk of hip fracture among older people using anxiolytic and hypnotic drugs: a nationwide prospective cohort study. *Eur J Clin Pharmacol* 2014;70:873-880
- Berg-Hansen P, Moen S, Harbo H, Celius E. High prevalence and no latitude gradient of multiple sclerosis in Norway. *Mult Scler* 2014;20:1780-1782
- Ferrer P, Rafaniello C, Sabate M, Ballarin E, Coma A, Zara C, et al. Cross-national comparison of antiepileptic drug use: Catalonia, Denmark and Norway, 2007-2011. *Epidemiology Biostatistics and Public Health*. 2014;11:e9405-1.
- Fredheim OM, Mahic M, Skurtveit S, Dale O, Romundstad P, Borchgrevink PC. Chronic pain and use of opioids: a population based pharmacoepidemiological study from the Norwegian prescription database and the Nord-Trøndelag health study (HUNT). *Pain* 2014;155:1213-1221
- Gjelsvik B, Heyerdahl F, Lunn D, Hawton K. Change in access to prescribed medication following an episode of deliberate self-poisoning: a multilevel approach. *PLoS One*. 2014;e98086.

- Grytli HH, Fagerland MW, Fosså SD, Taskén KA. Association Between Use of  $\beta$ -Blockers and Prostate Cancer-Specific Survival: A Cohort Study of 3561 Prostate Cancer Patients with High-Risk or Metastatic Disease. *European Urology* 2014;65:635-641.
- Halvorsen T, Martinussen PE. The geography of chronic obstructive pulmonary disease: A population-based study of Norway. *Soc Sci Med* 2014;21:25-34.
- Jensen ET, Daniels JL, Sturmer T, Robinson WR, Williams CJ, Moster D, et al. Maternal hormonal contraceptive use and offspring overweight or obesity. *Int J Obes*. 2014;38:1275–81.
- Kalseth J, Halvorsen T, Kalseth B, Sarheim Anthun K, Peltola M, Kautiainen K, Häkkinen U, Medin E, Lundgren J, Rehnberg C, Másdóttir BB, Heimisdóttir M, Bjarnadóttir HH, Køtlum JE, Kilsmark J, Halsteinli V. Cross-country comparisons of health-care costs: The case of cancer treatment in the Nordic countries. *Health Policy* 2014;115:172-179.
- Kann IC, Lundqvist C, Luras H. Prescription of addictive and non-addictive drugs to home-dwelling elderly. *Drugs Aging*. 2014 Jun;31(6):453–9.
- Karlstad Ø, Furu K, Skurtveit S, Selmer R. Prescribing of Drugs for Attention-Deficit Hyperactivity Disorder in Opioid Maintenance Treatment Patients in Norway. *Eur Addict Res* 2014;20:59-65.
- Kieler H, Malm H, Artama M, Engeland A, Furu K, Gissler M, et al. Use of antidepressants and association with elective termination of pregnancy: population based case-control study. *BJOG*. 2014 Nov 14;[Epub ahead of print];doi: 10.1111/1471-0528.13164.
- Kielland KB, Amundsen EJ, Dalgard O. HCV treatment uptake in people who have injected drugs - observations in a large cohort that received addiction treatment 1970-1984. *Scand J Gastroenterol*. 2014 Dec;49(12):1465–72.
- Langballe EM, Engdahl B, Nordeng H, Ballard C, Aarsland D, Selbaek G. Short- and Long-Term Mortality Risk Associated with the Use of Antipsychotics Among 26,940 Dementia Outpatients: A Population-Based Study. *Am J Geriatr Psychiatry* 2014;22:321-331.
- Mahic M, Fredheim OM, Borchgrevink PC, Skurtveit S. Use of prescribed opioids by children and adolescents: Differences between Denmark, Norway and Sweden. *Eur J Pain*. 2014 Nov 20;[Epub ahead of print]: doi 10.1002/ejp.632.
- Mellbye A, Karlstad O, Skurtveit S, Borchgrevink PC, Fredheim OM. Co-morbidity in persistent opioid users with chronic non-malignant pain in Norway. *Eur J Pain*. 2014;18:1083-1093
- Neutel CI, Skurtveit S, Berg C, Sakshaug S. Trends in prescription of strong opioids for 41-80 year old Norwegians, 2005-2010. *Eur J Pain*. 2014 Mar;18(3):438–46.
- Nordfjærn T, Bjerkeset O, Bratberg G, Moylan S, Berk M, Grawe R. Socio-demographic, lifestyle and psychological predictors of benzodiazepine and z-hypnotic use patterns. *Nord J Psychiatry* 2014;68:107-116.
- Norum J, Olsen AI, Nohr FI, Heyd A, Totth A. Medical treatment of children and youths with attention-deficit/hyperactivity disorder (ADHD): a Norwegian Prescription Registry Based Study. *Glob J Health Sci*. 2014 Jul;6(4):155–62.
- Omland G, Ruths S, Diaz E. Use of hormonal contraceptives among immigrants and native women in Norway: data from the Norwegian Prescription Database. *BJOG* 2014;121:1221-1228
- Riska BS, Skurtveit S, Furu K, Engeland A, Handal M. Dispensing of benzodiazepines and benzodiazepine-related drugs to pregnant women: a population-based cohort study. *Eur J Clin Pharmacol*. 2014 Nov;70(11):1367–74.
- Skriverhaug T, Stene LC, Drivvoll AK, Strom H, Joner G. Incidence of type 1 diabetes in Norway among children aged 0-14 years between 1989 and 2012: has the incidence stopped rising? Results from the Norwegian Childhood Diabetes Registry. *Diabetologia* 2014;57:57-62.
- Skurtveit S, Selmer R, Odsbu I, Handal M. Self-reported data on medicine use in the Norwegian mother and child cohort study compared to data from the Norwegian prescription database. *Norsk Epidemiologi*. 2014;24(1-2).
- Strøm H, Selmer R, Birkeland KI, Schirmer H, Berg TJ, Jennum AK, et al. No increase in new users of blood glucose-lowering drugs in Norway 2006-2011: a nationwide prescription database study. *BMC Public Health*. 2014;14:520.
- Svendsen K, Fredheim OM, Romundstad P, Borchgrevink PC, Skurtveit S. Persistent opioid use and socio-economic factors: a population-based study in Norway. *Acta Anaesthesiol Scand*. 2014;58:437-445.
- Søraas A, Sundsfjord A, Jørgensen SB, Liestøl K, Jennum PA. High rate of per oral mecillinam treatment failure in community-acquired urinary tract infections caused by ESBL-producing *Escherichia coli*. *PLoS One*. 2014;9:e85889.

**2013:**

- Bakken MS, Engeland A, Engesaeter LB, Ranhoff AH, Hunskaar S, Ruths S. Increased risk of hip fracture among older people using antidepressant drugs: data from the Norwegian Prescription Database and the Norwegian Hip Fracture Registry. *Age Ageing* 2013;42:514-20.
- Berge LI, Riise T, Iversen M. Co-morbidity between diabetes, migraine and depression. *Norsk Epidemiologi* 2013;23:2013.
- Berge LI, Riise T, Fasmer OB, Hundal O, Oedegaard KJ, Midthjell K, et al. Does diabetes have a protective effect on migraine? *Epidemiology* 2013;24:129-34.
- Bjorner T, Tvette IF, Aursnes I, Skomedal T. [Dispensing of benzodiazepines and Z drugs by Norwegian pharmacies 2004-2011]. *Tidsskr Nor Laegeforen* 2013;133:2149-53.
- Brelin S, Loge JH, Skurtveit S, Johannesen TB, Aass N, Ottesen S, et al. Antidepressants to cancer patients during the last year of life--a population-based study. *Psychooncology* 2013;22:506-14.
- Devold HM, Sogaard AJ, Tverdal A, Falch JA, Furu K, Meyer HE. Hip fracture and other predictors of anti-osteoporosis drug use in Norway. *Osteoporos Int* 2013;24:1225-33.
- Engeland A, Bjørge T, Daltveit AK, Skurtveit S, Vangen S, Vollset SE, et al. Effects of preconceptional paternal drug exposure on birth outcomes: Cohort study of 340000 pregnancies using Norwegian population-based databases. *British Journal of Clinical Pharmacology* 2013;75:1134-41.
- Fossum GH, Lindbaek M, Gjelstad S, Dalen I, Kvaerner KJ. Are children carrying the burden of broad-spectrum antibiotics in general practice? Prescription pattern for paediatric outpatients with respiratory tract infections in Norway. *BMJ Open* 2013;3:e002285.
- Fredheim OM, Borchgrevink PC, Mahic M, Skurtveit S. A pharmacoepidemiological cohort study of subjects starting strong opioids for nonmalignant pain: a study from the Norwegian Prescription Database. *Pain* 2011;154:2487-93.
- Holdø I, Handal M, Skurtveit S, Bramness JG. Association between prescribing hypnotics for parents and children in Norway. *Arch Dis Child* 2013;98:732-6.
- Hoye S, Gjelstad S, Lindbaek M. Effects on antibiotic dispensing rates of interventions to promote delayed prescribing for respiratory tract infections in primary care. *Br J Gen Pract*. 2013;63:e777-86.
- Jonasson C, Tvette IF, Hatlebakk JG. Patterns of proton pump inhibitor utilization in gastroesophageal reflux disease and the effect of restrictions on reimbursement: a nationwide prescription database study. *Scand J Gastroenterol* 2013;48:1010-7.
- Klovstad H, Natas O, Tverdal A, Aavitsland P. Systematic screening with information and home sampling for genital Chlamydia trachomatis infections in young men and women in Norway: a randomized controlled trial. *BMC Infectious Diseases* 2013;13:30.
- Kravdal O. The poorer cancer survival among the unmarried in Norway: Is much explained by comorbidities? *Social Science and Medicine* 2013;81:42-52.
- Kvaale MK, Grave K, Kristoffersen AB, Norstrom M. The prescription rate of antibacterial agents in dogs in Norway - geographical patterns and trends during the period 2004-2008. *J Vet Pharmacol Ther* 2013;36:285-91.
- Kyrdalen AE, Dahl AA, Hernes E, Smastuen MC, Fossa SD. A national study of adverse effects and global quality of life among candidates for curative treatment for prostate cancer. *BJU Int* 2013;111:221-32.
- Lillefjell M, Haugan T, Martinussen P, Halvorsen T. Treatment outcomes among individuals in a musculoskeletal pain rehabilitation program related to the prevalence and trends in the dispensing of prescribed medications. *Journal of Musculoskeletal Pain* 2013;21:311-319.
- Log T, Skurtveit S, Selmer R, Tverdal A, Furu K, Hartz I. The association between prescribed opioid use for mothers and children: a record-linkage study. *Eur J Clin Pharmacol* 2013;69:111-8.
- Lund IO, Skurtveit S, Engeland A, Furu K, Ravndal E, Handal M. Prescription drug use among pregnant women in opioid Maintenance Treatment. *Addiction* 2013;108:367-76.
- Mauseth SA, Skurtveit S, Spigset O. Adherence, persistence and switch rates for anticholinergic drugs used for overactive bladder in women: data from the Norwegian Prescription Database. *Acta Obstet Gynecol Scand* 2013;92:1208-1215.

Neutel CI, Skurtveit S, Berg C, Sakshaug S. Multiple prescribers in older frequent opioid users--does it mean abuse? *J Popul Ther Clin Pharmacol* 2013;20:e397-e405.

Nezvalova-Henriksen K, Spigset O, Nordeng H. Triptan safety during pregnancy: a Norwegian population registry study. *Eur J Epidemiol* 2013;28:759-69.

Nordeng H, Lupattelli A, Romøren M, Koren G. Neonatal outcomes after gestational exposure to nitrofurantoin. *Obstetrics and Gynecology* 2013;121:306-13.

Nordfjaern T, Bjerkeset O, Moylan S, Berk M, Grawe RW. Clusters of personality traits and psychological symptoms associated with later benzodiazepine prescriptions in the general population: The HUNT Cohort Study. *Addict Behav* 2013;38:2575-80.

Nordfjaern T. Prospective associations between benzodiazepine use and later life satisfaction, somatic pain and psychological health among the elderly. *Hum Psychopharmacol* 2013;28:248-57.

Persheim MS, Helland A, Spigset O, Slordal L. Potensielt vanedannende legemidler på blåresept ved kroniske sterke smerter. [Potentially addictive drugs on reimbursable prescription for chronic severe pain]. *Tidsskrift for den Norske Laegeforening* 2013;133:150-4.

Rognstad S, Brekke M, Fetveit A, Dalen I, Straand J. Prescription peer academic detailing to reduce inappropriate prescribing for older patients: a cluster randomised controlled trial. *Br J Gen Pract.* 2013;63:e554-62.

Skogar O, Nilsson M, Tornhage CJ, Lökk J. National surveys: a way to manage treatment strategies in Parkinson's disease? Pharmaceutical prescribing patterns and patient experiences of symptom control and their impact on disease. *J Multidiscip Healthc* 2013;6:239-47.

Skollerud LM, Fredheim OM, Svendsen K, Skurtveit S, Borchgrevink PC. Laxative prescriptions to cancer outpatients receiving opioids: A study from the Norwegian prescription database. *Supportive Care in Cancer* 2013;21:67-73.

Skurtveit S, Selmer R, Tverdal A, Furu K, Nystad W, Handal M. Drug exposure: inclusion of dispensed drugs before pregnancy may lead to underestimation of risk associations. *J Clin Epidemiol* 2013;66:964-72.

Stene LE, Jacobsen GW, Dyb G, Tverdal A, Schei B. Intimate partner violence and cardiovascular risk in women: A population-based cohort study. *Journal of Women's Health* 2013;22:250-8.

Stephansson O, Kieler H, Haglund B, Artama M, Engeland A, Furu K, et al. Selective serotonin reuptake inhibitors during pregnancy and risk of stillbirth and infant mortality. *JAMA* 2013;309:48-54.

Thelle DS, Selmer R, Gjesdal K, Sakshaug S, Jugessur A, Graff-Iversen S, et al. Resting heart rate and physical activity as risk factors for lone atrial fibrillation: a prospective study of 309,540 men and women. *Heart* 2013;99:1755-60.

Tvete IF, Bjorner T, Aursnes IA, Skomedal T. A 3-year survey quantifying the risk of dose escalation of benzodiazepines and congeners to identify risk factors to aid doctors to more rational prescribing. *BMJ Open* 2013;3:e003296.

Westin AA, Bramness JG, Chalabianloo F, Rygnestad T, Slordal L. [Pregabalin should be moved to the prescription group B]. *Tidsskr Nor Laegeforen* 2013;133:615-6.

## 2012:

Berge LI, Riise T, Fasmer OB, Lund A, Oedegaard KJ, Hundal O. Risk of depression in diabetes is highest for young persons using oral anti-diabetic agents. *Diabet Med* 2012;29:509-14.

Blix HS, Hjellevik V. Økt bruk av antibiotika blant 19-åringar i mai. [Increased use of antibiotics among nineteen-year-olds in May]. *Tidsskr Nor Laegeforen* 2012;132:1084-8.

Blix HS, Landmark K, Selmer R, Reikvam Å. Forskrivning av antihypertensive legemidler 1975-2010. [Patterns in the prescription of antihypertensive drugs in Norway, 1975 – 2010] *Tidsskr Nor Laegeforen* 2012;132:1224-8.

Bramness JG, Furu K, Skurtveit S, Engeland A. Effect of withdrawal of carisoprodol on use of other prescribed drugs with abuse potential. *Clin Pharmacol Therap* 2012;91:438-41.

Bramness JG, Skurtveit S, Mørland J, Engeland A. An increased risk of motor vehicle accidents after prescription of methadone. *Addiction* 2012;107:967-72.

Devold H, Furu K, Skurtveit S, Tverdal A, Falck JA, Søgård AJ. Influence of socioeconomic factors on the adherence of alendronate treatment in incident users in Norway. *Pharmacoepidemiol Drug Saf* 2012;21:297-304.

- Devold HM, Sogaard AJ, Tverdal A, Falch JA, Furu K, Meyer HE. Hip fracture and other predictors of anti-osteoporosis drug use in Norway. *Osteoporosis International* 2012;24:1225-33.
- Fasmer OB, Riise T, Lund A, Dilsaver SC, Hundal O, Ødegaard KJ. Comorbidity of migraine with ADHD. *J Attend Disord* 2012;16:339-45.
- Fredheim OMS, Moksnes K, Borchgrevink PC, Skurtveit S. Opioid switching to methadone: A pharmacoepidemiological study from a national prescription database. *Palliative Medicine* 2012;26:804-12.
- Fredheim OM, Moksnes K, Borchgrevink PC, Skurtveit S. Opioid switching to methadone: a pharmacoepidemiological study from a national prescription database. *Palliat Med* 2012;26:804-812.
- Gedde-Dahl A, Devold HM, Molden E. Statin medication in patients treated with antiepileptic drugs in Norway. *Pharmacoepidemiol Drug Saf* 2012;21:881-5.
- Gjelsvik B, Heyerdahl F, Hawton K. Prescribed medication availability and deliberate self-poisoning: a longitudinal study. *J Clin Psychiatry*. 2012;73:e548-54.
- Handal M, Skurtveit S, Mørland JG. Samtidig bruk av ulike benzodiazepiner. [Co-medication with benzodiazepines]. *Tidsskr Nor Laegeforen*. 2012;132:526-30.
- Hartz I, Furu K, Bratlid T, Handal M, Skurtveit S. Hypnotic drug use among 0-17 year olds during 2004-2011: A nationwide prescription database study. *Scandinavian Journal of Public Health* 2012;40:704-11.
- Hjellvik V, Mahic M, Tverdal A. Utdanning og legemiddelbruk. [Education and use of drugs in Norway]. *Tidsskr Nor Laegeforen* 2012;132:2166-70.
- Karlstad O, Nafstad P, Tverdal A, Skurtveit S, Furu K. Comorbidities in an asthma population 8-29 years old: A study from the Norwegian Prescription Database. *Pharmacoepidemiol Drug Saf* 2012;21:1045-52.
- Kieler H, Artama M, Engeland A, Ericsson O, Furu K, Gissler M, Nørgaard M, Nielsen RB, Stephansson O, Valdimarsdottir U, Zoega H, Haglund B. Selective serotonin-reuptake inhibitors during pregnancy and risks of persistent pulmonary hypertension of the newborn: population based cohort study from the five Nordic countries *BMJ* 2012;344:d8012.
- Kjome RL, Roraas T, Granas AG, Sandberg S. [Regional differences in sales of glucometer strips and antidiabetics]. *Tidsskr Nor Laegeforen* 2012;132:1453-7.
- Kjosavik SR, Ruths S, Hunskaar S. Use of addictive anxiolytics and hypnotics in a national cohort of incident users in Norway. *Eur J Clin Pharmacol* 2012;68:311-9.
- Langhammer A, Krokstad S, Romundstad P, Heggland J, Holmen J. The HUNT study: Participation is associated with survival and depends on socioeconomic status, diseases and symptoms. *BMC Medical Research Methodology* 2012;12:143.
- Lillemoen PKS, Kjosavik SR, Hunskaar S, Ruths S. [Prescriptions for ADHD medication, 2004 – 08]. *Tidsskr Nor Laegeforen* 2012;132:1856-60.
- Mellbye A, Svendsen K, Borchgrevink PC, Skurtveit S, Fredheim OMS. Concomitant medication among persistent opioid users with chronic non-malignant pain. *Acta Anaesthesiologica Scandinavica* 2012;56:1267-76.
- Neutel CI, Skurtveit S, Berg C. What is the point of guidelines? Benzodiazepine and z-hypnotic use by an elderly population. *Sleep Medicine* 2012;13:893-7.
- Neutel I, Skurtveit S, Berg C. Polypharmacy of potentially addictive medication in the older persons - quantifying usage. *Pharmacoepidemiol Drug Saf* 2012;21:199-206
- Neutel CI, Skurtveit S, Berg C. Benzodiazepine and z-hypnotic use in Norwegian elderly, aged 65-79. *Norsk Epidemiologi* 2012;22:203-8.
- Nordbø A, Skurtveit S, Borchgrevink PC, Kaasa S, Fredheim OM. Low-dose transdermal buprenorphine - long-term use and co-medication with other potentially addictive drugs. *Acta Anaesthesiol Scand*. 2012;56:88-94.
- Nordfjærn T. A population-based cohort study of anxiety, depression, sleep and alcohol outcomes among benzodiazepine and z-hypnotic users. *Addictive Behaviors* 2012;37:1151-7.
- Nyborg G, Straand J, Brekke M. Inappropriate prescribing for the elderly - A modern epidemic? *European Journal of Clinical Pharmacology* 2012;68:1085-94.

Pedersen L, Hansen AB, Svendsen K, Skurtveit S, Borchgrevink PC, Fredheim OMS. [Reimbursement of analgesics for chronic pain]. *Tidsskr Nor Laegeforen* 2012;132:2489-93.

Romoren M, Lindbaek M, Nordeng H. Pregnancy outcome after gestational exposure to erythromycin - a population-based register study from Norway. *British Journal of Clinical Pharmacology* 2012;74:1053-62.

Rønning PA, Helseth E, Meling TR, Johannesen TB. A population-based study on the effect of temozolomide in the treatment of glioblastoma multiforme. *Neuro-Oncology* 2012;14:1178-84.

Selmer R, Blix HS, Landmark K, Reikvam Å. Choice of initial antihypertensive drugs and persistence of drug use--a 4-year follow-up of 78,453 incident users. *Eur J Clin Pharmacol* 2012;68:1435-42.

Skjeldestad FE. [Prescribing contraception for young women]. *Tidsskr Nor Laegeforen*. 2012;132:292-4.

Steffenak AKM, Wilde-Larsson B, Skurtveit S, Furu K, Nordström G, Hartz I. Mental distress and subsequent use of psychotropic drugs among adolescents - a prospective register linkage study. *J Adolescent Health* 2012;50:578-87

Steffenak AKM, Wilde-Larsson B, Nordstrom G, Skurtveit S, Hartz I. Increase in psychotropic drug use between 2006 and 2010 among adolescents in Norway: A nationwide prescription database study. *Clinical Epidemiology* 2012;4:225-31.

Stene LE, Dyb G, Tverdal A, Jacobsen GW, Schei B. Intimate partner violence and prescription of potentially addictive drugs: prospective cohort study of women in the Oslo Health Study. *BMJ Open*. 2012 Apr 5;2(2):e000614.

Svendal G, Fasmer OB, Engeland A, Berk M, Lund A. Co-prescription of medication for bipolar disorder and diabetes mellitus: A nationwide population-based study with focus on gender differences. *BMC Medicine* 2012;10:148.

Svendsen K, Skurtveit S, Romundstad P, Borchgrevink PC, Fredheim OM. Differential patterns of opioid use: defining persistent opioid use in a prescription database. *Eur J Pain* 2012;16:359-69.

Viktil KK, Engeland A, Furu K. Outcomes after antirheumatic drug use before and during pregnancy - a cohort study among 150 000 pregnant women and expectant fathers. *Scand J Rheum* 2012;41:196-201.

Von Soest T, Bramness JG, Pedersen W, Wichstrøm L. The relationship between socio-economic status and antidepressant prescription: A longitudinal survey and register study of young adults. *Epidemiology and Psychiatric Sciences* 2012;21:87-95.

Åsvold BO, Vatten LJ, Midthjell K, Bjørø T. Serum TSH within the reference range as a predictor of future hypothyroidism and hyperthyroidism: 11-year follow-up of the HUNT Study in Norway. *J Clin Endocrinol Metab*. 2012;97:93-9.

## 2011:

Berg C, Sakshaug S, Handal M, Skurtveit S. Z-hypnotika - Sovemidlene som dominerer markedet i Norge. *Norsk Farmaceutisk Tidsskrift* 2011;4:20-23.

Blix H, Hjellvik V, Litleskare I, Rønning M, Tverdal A. Cigarette smoking and risk of subsequent use of antibacterials: a follow-up of 365 117 men and women. *J Antimicrob Chemother* 2011;66:2159-67.

Bramness JG, Sexton JA. The basic pharmacoepidemiology of benzodiazepine use in Norway 2004-9. *Norsk Epidemiologi* 2011; 21: 35-42

Brekke M, Straand J. Does present use of cardiovascular medication reflect elevated cardiovascular risk scores estimated ten years ago? A population based longitudinal observation study. *BMC Public Health*. 2011;11:144.

Dalen DM, Furu K, Locatelli M, Strøm S. Generic substitution: micro evidence from register data in Norway. *Eur J Health Econ* 2011;12:49-59.

Engeland A, Bjørge T, Daltveit AK, Skurtveit S, Vangen S, Vollset SE, Furu K. Risk of diabetes after gestational diabetes and preeclampsia. A registry-based study of 230.000 women in Norway. *Eur J Epidemiol* 2011;26:157-63.

Espnes MG, Bjørge T, Engeland A. Comparison of recorded medication use in the Medical Birth Registry of Norway with prescribed medicines registered in the Norwegian Prescription Database. *Pharmacoepidemiol Drug Saf* 2011;20:243-8.

Fasmer OB, Riise T, Eagan TM, Lund A, Dilsaver SC, Hundal Ø, Ødegaard KJ. Comorbidity of asthma with ADHD. *J Atten Disord* 2011;15:564-71.

Fredheim OM, Borchgrevink P, Nordstrand B, Clausen T, Skurtveit S. Prescription of analgesics to patients in opioid maintenance therapy: A pharmacoepidemiological study. *Drug Alcohol Depend* 2011;116:158-62.



- Furu K, Karlstad Ø, Skurtveit S, Håberg SE, Nafstad P, London SJ, Nystad W. High validity of mother-reported use of antiasthmatics among children: a comparison with a population-based prescription database. *J Clin Epidemiol* 2011;64:878-84.
- Furu K, Skurtveit S. Legemidler forskrevet til barn og ungdom i alderen 0-17 år i Norge. En studie basert på data fra Reseptregisteret. *Norsk Farmaceutisk Tidsskrift* 2011;119:14-7.
- Ghaderi S, Nordbø SA, Bakken IJ. Chlamydiainfeksjon i Sør-Trøndelag – behandling og oppfølging. [Chlamydia infections in South Trøndelag – treatment and follow-up]. *Tidsskr Nor Laegeforen* 2011;131:461-3.
- Godman B, Sakshaug S, Berg C, Wettermark B, Haycox A. Combination of prescribing restrictions and policies to engineer low prices to reduce reimbursement costs. *Expert Rev Pharmacoecon Outcomes Res.* 2011;11:121-9.
- Godman B, Shrank W, Andersen M, Berg C, Bishop I, Burkhardt T, Garuoliene K, Herholz H, Joppi R, Kalaba M, Laius O, Lonsdale J, Malmström R, Martikainen J, Samaluk V, Sermet C, Schwabe U, Teixeira I, Tilson L, Tulunay F, Vlahovic-Palcevski V, Wendykowska K, Wettermark B, Zara Corinne Gustafsson L. Policies to enhance prescribing efficiency in Europe: findings and future implications. *Front Pharmacol* 2011;1:141.
- Gjelstad S, Straand J, Dalen I, Fetveit A, Strøm H, Lindbæk M. Do general practitioners' consultation rates influence their prescribing patterns of antibiotics for acute respiratory tract infections? *J Antimicrob Chemother* 2011;66:2425-33.
- Hancock D, Håberg SE, Furu K, Whitworth KV, Nafstad P, Nystad W, London SJ. Oral contraceptive pill use before pregnancy and respiratory outcomes in early childhood. *Pediatr Allergy Immunol* 2011;22:528-36.
- Handal M, Engeland A, Rønning M, Skurtveit S, Furu K. Use of prescribed opioid analgesics and co-medication with benzodiazepines in women before, during and after pregnancy. A population based cohort study. *Eur J Clin Pharmacol* 2011;67:953-60
- Harman C, Reid M, Thomas KV. In situ calibration of a passive sampling device for selected illicit drugs and their metabolites in wastewater, and subsequent year-long assessment of community drug usage. *Environ Sci Technol.* 2011;45:5676-82.
- Hartz I, Bramness JG, Skurtveit S. Prescription of antidepressants to patients on opioid maintenance therapy – a pharmacoepidemiological study *Norsk Epidemiologi* 2011;21:77-83.
- Hartz I, Tverdal A, Skurtveit S. Langtidsbruk av benzodiazepiner i kombinasjon med opioider og z-hypnotika blant uføretrygdede i Norge. *Norsk Farmaceutisk Tidsskrift* 2011; 119, 24-28
- Hjellvik V, Tverdal A, Strøm H. Boiled coffee intake and subsequent risk for Type 2 Diabetes. *Epidemiology* 2011;22:418-21.
- Hofvind S, Sakshaug S, Ursin G, Graff-Iversen S. Breast cancer incidence trends in Norway –explained by hormone therapy or mammographic screening? *International Journal of Cancer* 2011;95:51-9.
- Karlstad Ø, Tverdal A, Skurtveit S, Nafstad P, Furu K. A prospective study of asthma and subsequent use of hypnotics in young adults. *Pharmacoepidemiol Drug Saf* 2011;20:370-7
- Kjosavik SR, Hunskaar S, Aarsland D, Ruths S. Initial prescription of antipsychotics and antidepressants in general practice and specialist care in Norway. *Acta Psychiatr Scand* 2011;123:459-65.
- Kvaale MK, Grave K, Bangen M, Norström M. Forskrivning av antibakterielle midler til hund og katt i Norge i perioden 2005-2008. *Norsk Veterinærtidsskrift* 2011;123:76-79.
- Landmark CJ, Fossmark H, Larsson PG, Rytter E, Johannessen SI. Prescription patterns of antiepileptic drugs in patients with epilepsy in a nation-wide population. *Epilepsy Res.* 2011;95:51-9.
- Langballe EM, Engdahl B, Selbaek G, Nordeng H. Concomitant use of anti-dementia drugs with psychotropic drugs in Norway—a population-based study. *Pharmacoepidemiol Drug Saf.* 2011;20:1319-26
- Log T, Hartz I, Handal M, Tverdal A, Furu K, Skurtveit S. The association between smoking and subsequent repeated use of prescribed opioids among adolescents and young adults – a population-based cohort study. *Pharmacoepidemiol Drug Saf* 2011;20:90-8.
- Log T, Skurtveit S, Tverdal A, Furu K, Hartz I. Dispensing of prescribed analgesics in Norway among young people with foreign- or Norwegian-born parents. *Scand J Pain* 2011;2:36-44.
- Mahic M, Skurtveit S, Selmer R, Rønning M, Furu K. Prevalence, incidence and persistence of etanercept and adalimumab in Norway 2005-2009. *Pharmacoepidemiol Drug Saf.* 2011;20:457-63.

Neubert A, Hsia Y, de Jong-van den Berg LT, Janhsen K, Glaeske G, Furu K, Kieler H, Nørgaard M, Clavenna A, Wong IC. Comparison of anti-diabetic drug prescribing in children and adolescents in seven European countries. *Br J Clin Pharmacol*. 2011;72:969-77.

Skurtveit S, Furu K, Handal M, Borchgrevink P, Fredheim O. To what extent does a cohort of new users of weak opioids develop persistent or probable problematic opioid use? *Pain* 2011;152:1555-61.

Zoega H, Furu K, Halldórsson M, Thomsen PH, Sourander A, Martikainen JE. Use of ADHD drugs in the Nordic countries: A population-based comparison study. *Acta Psychiatr Scand* 2011;123:360-7.

Ødegaard KJ, Dilsaver SC, Hundal O, Riise T, Lund A, Akiskal HS, Fasmer OB. Are migraine and bipolar disorders comorbid phenomena?: findings from a pharmacoepidemiological study using the Norwegian Prescription Database. *J Clin Psychopharmacol*. 2011;31:734-9.

Ødegaard KJ, Riise T, Dilsaver S, Lund A, Akiskal H, Fasmer OB, Hundal Ø. A pharmaco-epidemiological study of migraine and antidepressant medications: Complete one year data from the Norwegian population. *J Affective Disorders* 2011;129:198-204.

#### **2010:**

Amundsen MO, Engdahl B, Berg C, Nordeng H. Cardiovascular co-medication among users of antiobesity drugs: a population-based study. *Pharm World Sci*. 2010;32:752-8.

Amundsen MO, Engdahl B, Berg C, Nordeng H. Use of psychotropic drugs and analgesics among users of antiobesity drugs—a population based study. *Pharmacoepidemiol Drug Saf* 2010;19:273-9.

Andersen JB, Engeland A, Owe JF, Gilhus NE. Myasthenia gravis requiring pyridostigmine treatment in a national population cohort. *Eur J Neurol* 2010;17:1445-50.

Berg A, Furu K, Einen, M, Spigseth O: Bør barn behandles med efedrin mikstur? [Should children be treated with ephedrine mixture?]. *Tidsskr Nor Lægeforen* 2010;24: 2474-5.

Berge HM, Gjelstad S, Furu K, Straand J. Glukosaminbruk reduserer ikke behovet for analgetika [Use of glucosamine does not reduce the need for other pain-relieving drugs]. *Tidsskr Nor Lægeforen* 2010;130:1463-6.

Bramness JG, Rossow I. Can the total consumption of a medicinal drug be used as an indicator of excessive use? The case of carisoprodol. *Drugs: Education, Prevention, and Policy* 2010;17:168-80

Bramness J, Sandvik P, Engeland A, Skurtveit S. Does pregabalin (Lyrica) help patients reduce their use of benzodiazepines? A comparison with gabapentin using the Norwegian Prescription Database. *Basic Clin Pharmacol Toxicol* 2010;107:883-6

Devold HM, Doung GM, Tverdal A, Furu K, Meyer HE, Falch JA, Sjøgaard AJ. Prescription of anti-osteoporosis drugs during 2004-2007 – a nationwide register study in Norway. *Eur J Clin Pharmacol* 2010;66:299-306.

Fredheim OM, Skurtveit S, Breivik H, Borchgrevink P. Increasing use of opioids from 2004 to 2007 – Pharmacoepidemiological data from a complete national prescription database in Norway. *Eur J Pain* 2010;14:289-294.

Fredheim OM, Log T, Olsen W, Skurtveit S, Sagen Ø, Borchgrevink P. Prescription of opioids to children and adolescents; a study from a national prescription database in Norway. *Pediatric Anesthesia* 2010;20:537-544.

Furu K, Skurtveit S, Strøm H, Rønning M. Reseptregisteret 2004-2009 - en kilde til informasjon. *Norsk Farmaceutisk Tidsskrift* 2010;12:29-31.

Furu K, Wettermark B, Andersen M, Martikainen JE, Almarsdottir AB, Sørensen HT. The Nordic Countries as a cohort for pharmacoepidemiological research. *Basic Clin Pharmacol Toxicol* 2010;106:86-94.

Gjerden P, Slørdal L, Bramness JG. Prescription persistence and safety of antipsychotic medication: a national registry-based 3-year follow-up. *Eur J Clin Pharmacol* 2010;66:911-7.

Hartz I, Tverdal A, Skille E, Skurtveit S. Disability pension as a predictor of later use of benzodiazepines among benzodiazepines users. *Soc Sci Med* 2010;70:921-5.

Hausken AM, Furu K, Tverdal A, Skurtveit S. Mental distress and subsequent use of anxiolytic drugs - a prospective population-based cohort study of 16 000 individuals. *Scand J Public Health* 2010;38:465-73.

Hjellvik V, Tverdal A, Furu K. Body mass index as predictor for asthma: a cohort study of 118 723 males and females. *Eur Resp J* 2010;35:1235-42.

Hunnskaar S, Welle-Nilsen LK. The market lifecycle of duloxetine for urinary incontinence in Norway. *Acta Obstet Gynecol Scand.* 2010;89:217-22

Kann IC, Bjørn E, Lurås H. Competition in general practice: prescriptions to the elderly in a list patient system. *J Health Econ.* 2010;29:751-64

Karlstad Ø, Nafstad P, Tverdal A, Skurtveit S, Furu K. Prevalence, incidence and persistence of anti-asthma medication use in 2- to 29-year-olds: a nationwide prescription study. *Eur J Clin Pharmacol* 2010;66:399-406.

Karouni M, Arulthas S, Larsson PG, Rytter E, Johannessen SI, Landmark CJ. Psychiatric comorbidity in patients with epilepsy: a population-based study. *Eur J Clin Pharmacol* 2010;66:1151-60.

Kjome RL, Granas AG, Nerhus K, Roraas TH, Sandberg S. The prevalence of self-monitoring of blood glucose and costs of glucometer strips in a nationwide cohort. *Diabetes Technol Ther* 2010;12:701-5.

Kornør H, Pedersen W, von Soest T, Rossow I, Bramness JG. Bruk av benzodiazepiner og cannabis blant unge voksne [Use of benzodiazepines and cannabis in young adults]. *Tidsskr Nor Laegeforen* 2010;130:928-31.

Skurtveit S, Furu K, Bramness J, Selmer R, Tverdal A. Benzodiazepines predict use of opioids – a follow-up study of 17 074 men and women. *Pain Med* 2010;11:805-14.

Skurtveit S, Furu K, Selmer R, Handal M, Tverdal A. Nicotine dependence predicts repeated use of prescribed opioids. Prospective population-based cohort study. *Ann Epidemiol* 2010;20:890-7.

Vandraas K, Spigset O, Mahic M, Slørdal S. Non-steroidal anti-inflammatory drugs: use and co-treatment with potentially interacting medications in the elderly. *Eur J Clin Pharmacol* 2010;66:823-9.

#### **2009:**

Bachs LC, Engeland A, Mørland JG, Skurtveit S. The risk of motor vehicle accidents involving drivers with prescriptions for codeine or tramadol. *Clin Pharmacol Ther* 2009;85:596-9.

Bramness JG. Bruk av litium i Oslo og i Sogn og Fjordane [Use of lithium in the Norwegian counties Oslo and Sogn og Fjordane]. *Tidsskr Nor Laegeforen* 2009;129:855-7.

Bramness JG. Ungdom og dagliglivets smerter. [Adolescents and everyday life pains]. *Tidsskr Nor Laegeforen* 2009; 129:1444.

Bramness JG, Grøholt B, Engeland A, Furu K. The use of lithium, valproate or lamotrigine for psychiatric conditions in children and adolescents in Norway 2004-2007 – a prescription database study. *J Affect Disord* 2009; 117:208-11.

Bramness JG, Skurtveit S, Neutel I, Mørland J, Engeland A. An increased risk of road traffic accidents after prescriptions of lithium or valproate? *Pharmacoepidemiol Drug Saf* 2009;18:492-6.

Bramness JG, Weitoft GR, Hallas J. Use of lithium in the adult populations of Denmark, Norway and Sweden. *J Affect Disord* 2009;118:224-8.

Devold H, Molden E, Skurtveit S, Furu K. Co-medication of statins and CYP3A4 inhibitors before and after introduction of new reimbursement policy. *Brit J Clin Pharmacol* 2009;67:234-41.

Engeland A, Bjørge T, Daltveit AK, Vollset SE, Furu K. Validation of disease registration in pregnant women in the Medical Birth Registry of Norway. *Acta Obstet Gynecol Scand* 2009;88:1083-9.

Fredheim OM, Skurtveit S, Moroz A, Breivik H, Borchgrevink P. Prescription pattern of codeine for non-malignant pain in Norway- a pharmacoepidemiological study from The Norwegian Prescription Database. *Acta Anaesthesiol Scand* 2009;53:627-33.

Gjerden P, Bramness JG, Slørdal L. The use and potential abuse of anticholinergic antiparkinson drugs in Norway: a pharmacoepidemiological study. *Br J Clin Pharmacol* 2009;67:228-33.

Gjerden P, Slørdal L, Bramness JG. Association between the use of anticholinergic antiparkinson drugs and safety and receptor drug-binding profiles of antipsychotic agents. *Eur J Clin Pharmacol* 2009;65:1229-35.

Gjerden P, Slørdal L, Bramness JG. The use of antipsychotic and anticholinergic antiparkinson drugs in Norway after the withdrawal of orphenadrine. *Br J Clin Pharmacol* 2009;68:238-42.

Hartz I, Lundesgaard E, Tverdal A, Skurtveit S. Disability pension is associated with the use of benzodiazepines 20 years later: A prospective study. *Scand J Public Health* 2009;37:320-6.

Hartz I, Tverdal A, Skurtveit S. A comparison of self-reported data on disability pension status with data from a nationwide administrative register. *Nor J Epidemiol* 2009;19:169-172.

Hartz I, Tverdal A, Skurtveit S. Social inequalities in use of potentially addictive drugs in Norway – use among disability pensioners. *Nor J Epidemiol* 2009;19:209-218.

Hauge S, Blix HS, Borgen K, Hungnes O, Dudman SG, Aavitsland P. Sales of oseltamivir in Norway prior to the emergence of oseltamivir resistant influenza A(H1N1) viruses in 2007-08. *Viro J* 2009;6:54.

Hausken AM, Furu K, Skurtveit S, Engeland A, Bramness JG. Starting insomnia treatment: the use of benzodiazepines versus z-hypnotics. A prescription database study of predictors. *Eur J Clin Pharmacol* 2009;65:295-301.

Håkonsen GD, Pettersen MH, Skurtveit S, Giverhaug T. Samtidig bruk av warfarin, analgetika og antiinflammatoriske midler. [Concomitant use of warfarin, analgesics and anti-inflammatory drugs]. *Tidsskr Nor Laegeforen* 2009;129:1217-20.

Kjosavik SR, Ruths S, Hunskaar S. Psychotropic drug use in the Norwegian general population in 2005: data from the Norwegian Prescription Database *Pharmacoepidemiol Drug Saf* 2009;18:572-8.

Landmark CJ, Larsson P, Rytter E, Johannessen SI. Antiepileptic drugs in epilepsy and other disorders - a population-based study of prescriptions. *Epilepsy Res* 2009; 87: 31-9.

Selmer R, Sakshaug S, Skurtveit S, Furu K, Tverdal A. Statin treatment in a cohort of 20 212 men and women in Norway according to cardiovascular risk factors and level of education. *Brit J Clin Pharmacol* 2009;67:355-62.

Skurtveit S, Furu K, Kaasa S, Borchgrevink P. Introduction of low dose transdermal buprenorphine - did it influence use of potentially addictive drugs in chronic non-malignant pain patients? *Eur J Pain* 2009;13:949-53.

Skurtveit S, Strøm H, Skrivarhaug T, Mørland J, Bramness J, Engeland A. Road traffic accident risk in patients with diabetes mellitus, receiving blood glucose-lowering drugs. Prospective follow-up study. *Diabet Med* 2009; 26:404-08.

Viktil K, Engeland A, Furu K. Use of antirheumatic drugs in mothers and fathers before and during pregnancy – a population-based cohort study *Pharmacoepidemiol Drug Saf* 2009;18:737-42.

Winther RB, Bramness JG. Legemiddelshopping av vanedannende medikamenter i Norge [Prescription shopping of addictive drugs in Norway]. *Tidsskr Nor Laegeforen* 2009;129:517-20.

## **2008:**

Bachs LC, Bramness JG, Engeland A, Skurtveit S. Repeated dispensing of codeine is associated with high consumption of benzodiazepines. *Nor J Epidemiol* 2008;18:185-90.

Berg A, Furu K, Spigset O. Slimhinneavsvellende nesedråper og nesesypray hos barn [Nasal decongestants and nasal sprays in children]. *Tidsskr Nor Laegeforen* 2008;128:2582-3.

Bramness JG, Buajordet I, Skurtveit S. The role of pharmacoepidemiological studies in the market withdrawal of carisoprodol (Somadril®) in Europe. *Nor J Epidemiol* 2008;18:167-72.

Bramness JG, Skurtveit S. Carisoprodol should be taken off the market. *South Med J* 2008;101:1074-5.

Bramness JG, Skurtveit S, Neutel CI, Mørland J, Engeland A. Minor increase in risk of road traffic accidents after prescriptions of antidepressants. *J Clin Psych* 2008; 69:1099-1103.

Brekke M, Rognstad, Straand J, Furu K, Gjelstad S, Bjørner T, Dalen I. Pharmacologically inappropriate prescriptions for elderly patients in general practice: How common? Baseline data from The Prescription Peer Academic Detailing (Rx-PAD) study. *Scand J Prim Health Care* 2008;26:80-5.

Engeland A, Bramness JG, Daltveit AK, Rønning M, Skurtveit S, Furu K. Prescription drug use among fathers and mothers before and during pregnancy. A population-based cohort study of 106,000 pregnancies in Norway 2004-06. *Br J Clin Pharmacol* 2008;65:653-60.

Engeland A, Bramness JG, Mørland J, Skurtveit S. Veitrafikkulykker knyttet til forskrivning av legemidler: en registerbasert kohortstudie. [Traffic accident risks associated with the prescription of medicinal drugs: a registry-based cohort study] *Nor J Epidemiol* 2008;18: 159-66.

Furu K. Establishment of the nationwide Norwegian Prescription Database (NorPD) - New opportunities for research in pharmacoepidemiology in Norway. *Nor J Epidemiol* 2008; 18:129-36.

Gustavsen I, Bramness JG, Skurtveit S, Engeland A, Neutel CI, Mørland J. Road traffic accident risk related to prescriptions of the hypnotics zopiclone, zolpidem, flunitrazepam and nitrazepam. *Sleep Med* 2008;9:818-22.

Hagen K, Stovner LJ, Skorpen F, Pettersen E, Zwart JA. COMT genotypes and use of antipsychotic medication: linking population-based prescription database to the HUNT study. *Pharmacoepidemiol Drug Saf* 2008;17:372-7.

Litleskare I, Blix H, Rønning M. Antibiotikaforbruk i Norge [Antibiotic use in Norway]. *Tidsskr Nor Laegeforen* 2008;128:2324-9.

Olsen AS, Ottesen S. Varierende forskrivning av opioider til norske kreftpasienter [Variable prescription of opioids to cancer patients in Norway]. *Tidsskr Nor Laegeforen* 2008;128:1271-4.

Skurtveit S, Furu K, Bramness JG, Tverdal A. Benzodiazepine use in all alcohol consumers predicts use of opioids in patients 20 years later – a follow-up study of 13 390 men and women aged 40-42 years. *Pharmacoepidemiol Drug Saf* 2008;17:926-933.

Skurtveit S, Selmer R, Tverdal A, Furu K. The validity of self-reported prescription medication use among adolescents varied by therapeutic class. *J Clin Epidemiol* 2008;61:714-17.

Strøm H, Sakshaug S, Skurtveit S. Use of statins in patients receiving oral blood glucose-lowering drugs. *Nor J Epidemiol* 2008;18:191-94.

#### **2007:**

Al-Haroni M, Skaug N. Incidence of antibiotic prescribing in dental practice in Norway and its contribution to national consumption. *J Antimicrob Chemother* 2007;59:1161-6.

Blix HS, Engeland A, Litleskare I, Rønning M. Age- and gender-specific antibacterial prescribing in Norway. *J Antimicrob Chemother* 2007;59:971-6.

Bramness JG, Engeland A, Furu K. Antidepressiver hos barn og ungdom – førte advarsler til færre forskrivninger? [The use of antidepressants amongst children and adolescents – did the warnings lead to fewer prescriptions?] *Tidsskr Nor Laegeforen* 2007;127:2653-5.

Bramness JG, Furu K, Engeland A, Skurtveit S. Carisoprodol use and abuse in Norway. A pharmacoepidemiological study. *Br J Clin Pharmacol* 2007;64: 210-8.

Bramness JG, Kornør H. Benzodiazepine prescription for patients in opioid maintenance treatment in Norway. *Drug Alcohol Depend* 2007;90:203-9.

Bramness JG, Skurtveit S, Mørland J, Engeland A. The risk of road traffic accidents after prescriptions of carisoprodol. *Accid Anal Prev* 2007;39:1050-5.

Engeland A, Skurtveit S, Mørland J. Risk of road traffic accidents associated with the prescription of medicinal drugs: a registry-based cohort study. *Ann Epidemiol* 2007;17:597-602.

Furu K, Skurtveit S, Langhammer A, Nafstad P. Use of anti-asthmatic medications as a proxy for prevalence of asthma in children and adolescents in Norway: a nationwide prescription database analysis. *Eur J Clin Pharmacol* 2007;63:693-8.

Hartz I, Sakshaug S, Furu K, Engeland A, Eggen AE, Njølstad I, Skurtveit S. Aspects of statin prescribing in Norwegian counties with high, average and low statin consumption - an individual-level prescription database study. *BMC Clin Pharmacol* 2007;7:14.

Nygard K, Schimmer B, Sobstad O, Walde A, Tveit I, Langeland N, Hausken T, Aavitsland P. A large community outbreak of waterborne giardiasis-delayed detection in a non-endemic urban area. *BMC Public Health* 2006;6:141.

Sakshaug S, Furu K, Karlstad Ø, Rønning M, Skurtveit S. Switching statins in Norway after new reimbursement policy - a nationwide prescription study. *Br J Clin Pharmacol* 2007;64:476-81.

Torkildsen O, Grytten N, Myhr KM. Immunomodulatory treatment of multiple sclerosis in Norway. *Acta Neurol Scand Suppl* 2007;187:46-50.

Åsheim H, Nilsen KB, Johansen K, Furu K. Forskrivning av sentralstimulerende legemidler ved ADHD i Nordland. [Prescribing of stimulants for ADHD in Nordland county]. *Tidsskr Nor Laegeforen* 2007;127:2360-2.

**2006:**

Bramness JG, Skurtveit S, Furu K, Engeland A, Sakshaug S, Rønning M. Endringer i salg og bruk av flunitrazepam etter 1999. [Changes in the sale and use of flunitrazepam in Norway, 1999 – 2004]. Tidsskr Nor Laegeforen 2006;126:589-90.

Gjelstad S, Fetveit A, Straand J, Dalen I, Rognstad S, Lindback M. Can antibiotic prescriptions in respiratory tract infections be improved? A cluster-randomized educational intervention in general practice--the Prescription Peer Academic Detailing (Rx-PAD) Study [NCT00272155]. BMC Health Serv Res 2006;6:75.

Mellingsæter T, Bramness JG, Slørdal L. Benzodiazepinlignende z-hypnotika: bedre og tryggere søvnmidler? [Are z-hypnotics better and safer sleeping pills than benzodiazepines?] Tidsskr Nor Laegeforen 2006; 126: 2954-6.

Straand J, Fetveit A, Rognstad S, Gjelstad S, Brekke M, Dalen I. A cluster-randomized educational intervention to reduce inappropriate prescription patterns for elderly patients in general practice--The Prescription Peer Academic Detailing (Rx-PAD) study [NCT00281450]. BMC Health Serv Res 2006;6:72.

Strøm H, Engeland A, Eriksen E, Sakshaug S, Rønning M. Hvor mange og hvem behandles medikamentelt for diabetes mellitus? [How many and who are receiving medication for diabetes mellitus?] Tidsskr Nor Laegeforen 2006;126:768-70.

**2005:**

Bramness JG, Hausken AM, Sakshaug S, Skurtveit S, Rønning M. Forskrivning av selektive serotoninreuptakshemmere 1990 – 2004. [Prescription of selective serotonin reuptake inhibitors 1990-2004]. Tidsskr Nor Laegeforen 2005;125:2470-3.

**2004:**

Strøm H. Reseptbasert legemiddelregister: Et viktig verktøy for å oppnå detaljert legemiddelstatistikk [The Norwegian Prescription Database: An important tool for detailed information on drug use]. Nor J Epidemiol 2004;14:53-56.

**2001:**

Furu K. Drug utilisation in a public health perspective: Establishing a national prescription register in Norway. Nor J Epidemiol 2001;11:55-60.



